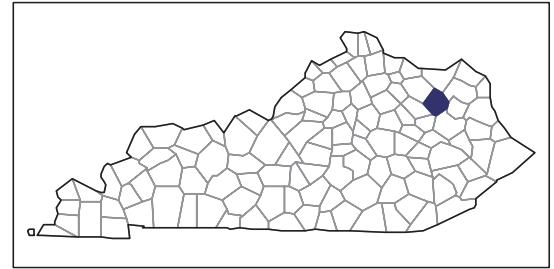


# 2007 CENSUS OF AGRICULTURE



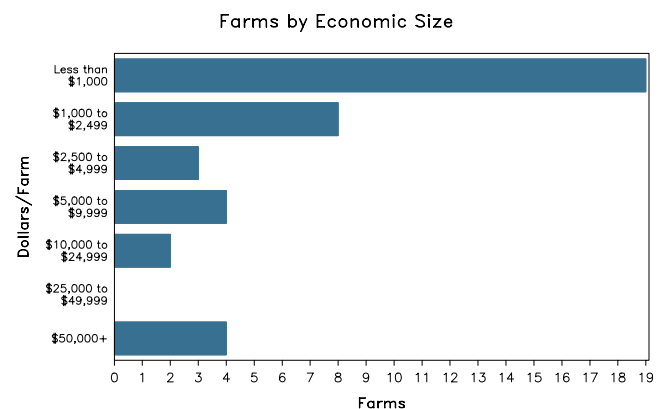
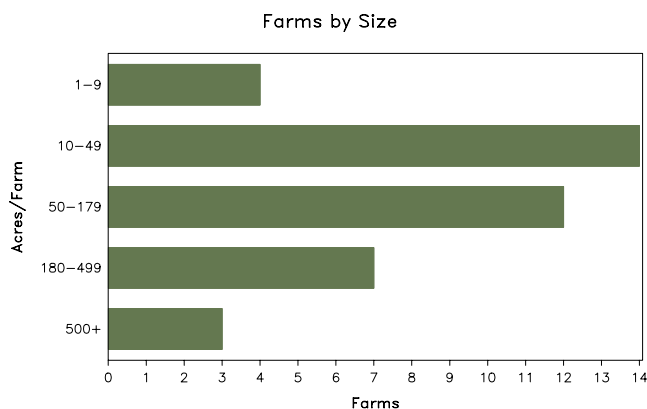
## Rowan County – Kentucky

### Farms with Women Principal Operators Compared with All Farms

	Women Principal Operators	All Farms
<b>Number of Farms</b>	40	386
<b>Land in Farms</b>	5,137 acres	49,963 acres
<b>Average Size of Farm</b>	128 acres	129 acres
<b>Market Value of Products Sold</b>	\$325,000	\$4,831,000
Crop Sales	\$41,000	\$1,812,000
Livestock Sales	\$284,000	\$3,019,000
Average Per Farm	\$8,114	\$12,515
<b>Government Payments</b>	\$16,000	\$89,000
Average Per Farm Receiving Payments	\$1,831	\$1,252

See footnotes on reverse page.

### Farms with Women Principal Operators



# 2007 CENSUS OF AGRICULTURE

## Rowan County – Kentucky Farms with Women Principal Operators

### Selected Highlights

Item	Farms	Quantity
<b>MARKET VALUE OF AGRICULTURAL PRODUCTS SOLD (\$1,000)</b>		
Total value of agricultural products sold	40	325
Value of crops including nursery and greenhouse	11	41
Value of livestock, poultry, and their products	16	284
<b>VALUE OF SALES BY COMMODITY GROUP (\$1,000)</b>		
Grains, oilseeds, dry beans, and dry peas	2	(D)
Tobacco	-	-
Cotton and cottonseed	-	-
Vegetables, melons, potatoes and sweet potatoes	2	(D)
Fruits, tree nuts, and berries	-	-
Nursery, greenhouse, floriculture, and sod	-	-
Cut Christmas trees and short rotation woody crops	-	-
Other crops and hay	7	9
Poultry and eggs	-	-
Cattle and calves	8	(D)
Milk and other dairy products from cows	-	-
Hogs and pigs	-	-
Sheep, goats, and their products	3	(D)
Horses, ponies, mules, burros, and donkeys	6	138
Aquaculture	-	-
Other animals and other animal products	2	(D)
<b>TOP CROP ITEMS (acres)</b>		
Forage - land used for all hay and haylage, grass silage, and greenchop	17	832
Corn for grain	2	(D)
Corn for silage or greenchop	2	(D)
Cut Christmas trees	1	(D)
Apples	1	(D)
<b>TOP LIVESTOCK INVENTORY ITEMS (number)</b>		
Cattle and calves	8	477
Horses and ponies	17	191
Goats, all	2	(D)
Sheep and lambs	1	(D)
Layers	2	(D)

### Operator Characteristics

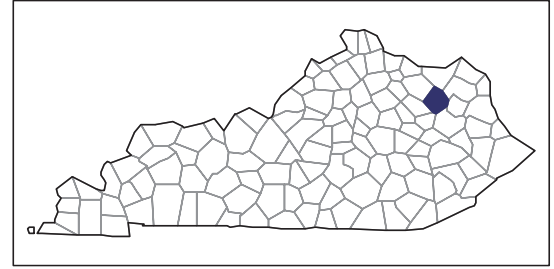
Item	Quantity
Primary occupation:	
Farming	19
Other	21
Days worked off farm:	
None	18
Any	22
Years on present farm:	
2 years or less	2
3 to 4 years	8
5 to 9 years	8
10 years or more	22
Age group:	
Under 45 years	6
45 to 64 years	20
65 years and over	14
Average age of principal operator (years)	58.8

### Economic Characteristics

Item	Quantity
Farms by value of sales:	
Less than \$1,000	19
\$1,000 to \$2,499	8
\$2,500 to \$4,999	3
\$5,000 to \$9,999	5
\$10,000 to \$49,999	1
\$50,000 to \$99,999	4
\$100,000 to \$249,999	-
\$250,000 to \$499,999	-
\$500,000 or more	-
Total farm production expenses (\$1,000)	415
Average per farm (\$)	10,380
Net cash farm income of operation (\$1,000)	-43
Average per farm (\$)	-1,083
Value of agricultural products sold directly to individuals for human consumption (\$1,000)	-
Total organic product sales (\$1,000)	-
Total income from farm-related sources, gross before taxes and expenses (\$1,000)	31

See "Census of Agriculture, Volume 1, Geographic Area Series" for complete footnotes, explanations, definitions, and methodology.  
(D) Cannot be disclosed. (Z) Less than half of the unit shown.

# 2007 CENSUS OF AGRICULTURE



## Rowan County – Kentucky

### Farms with Spanish, Hispanic, or Latino Operators Compared with All Farms

Data are not available at this geographic level for farms with Spanish, Hispanic, or Latino operators.

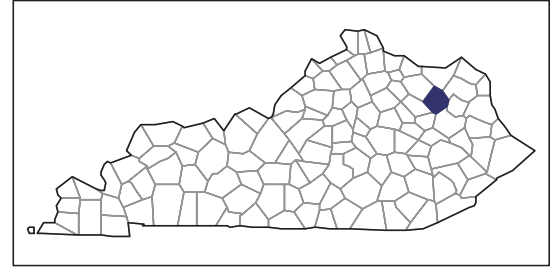


United States Department of Agriculture  
National Agricultural Statistics Service

[www.agcensus.usda.gov](http://www.agcensus.usda.gov)



# 2007 CENSUS OF AGRICULTURE



## Rowan County – Kentucky

### Farms with American Indian or Alaska Native Operators Compared with All Farms

Data are not available at this geographic level for farms with American Indian or Alaska Native operators.

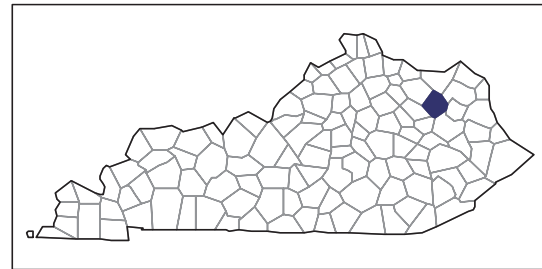


United States Department of Agriculture  
National Agricultural Statistics Service

[www.agcensus.usda.gov](http://www.agcensus.usda.gov)



# 2007 CENSUS OF AGRICULTURE



**Rowan County – Kentucky**

**Farms with Asian Operators  
Compared with All Farms**

**Data are not available at this geographic level for farms with Asian operators.**



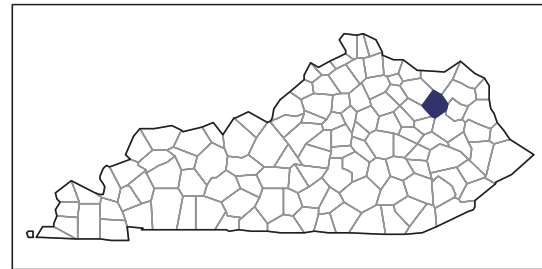
United States Department of Agriculture  
National Agricultural Statistics Service

[www.agcensus.usda.gov](http://www.agcensus.usda.gov)





# 2007 CENSUS OF AGRICULTURE



## Rowan County – Kentucky

### Farms with Black or African American Operators Compared with All Farms

Data are not available at this geographic level for farms with Black or African American operators.

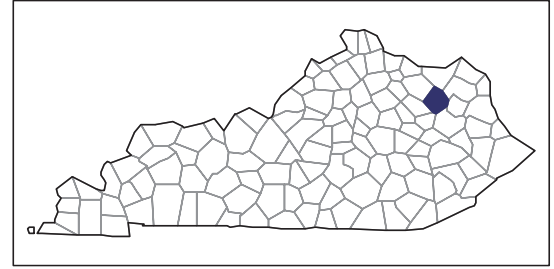


United States Department of Agriculture  
National Agricultural Statistics Service

[www.agcensus.usda.gov](http://www.agcensus.usda.gov)



# 2007 CENSUS OF AGRICULTURE



## Rowan County – Kentucky

### Farms with Native Hawaiian or Other Pacific Islander Operators Compared with All Farms

Data are not available at this geographic level for farms with Native Hawaiian or Other Pacific Islander operators.

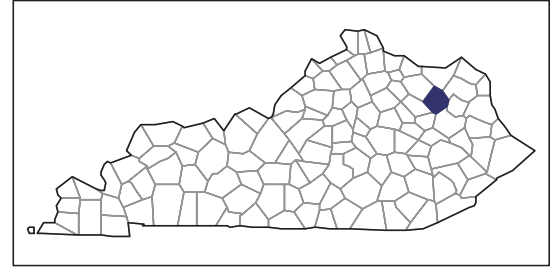


United States Department of Agriculture  
National Agricultural Statistics Service

[www.agcensus.usda.gov](http://www.agcensus.usda.gov)



# 2007 CENSUS OF AGRICULTURE



## Rowan County – Kentucky

### Farms with White Operators Compared with All Farms

Data are not available at this geographic level for farms with White operators.



United States Department of Agriculture  
National Agricultural Statistics Service

[www.agcensus.usda.gov](http://www.agcensus.usda.gov)

