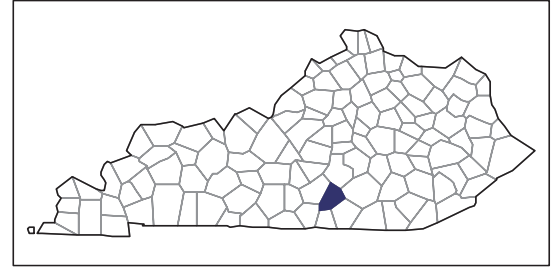


2007 CENSUS OF AGRICULTURE



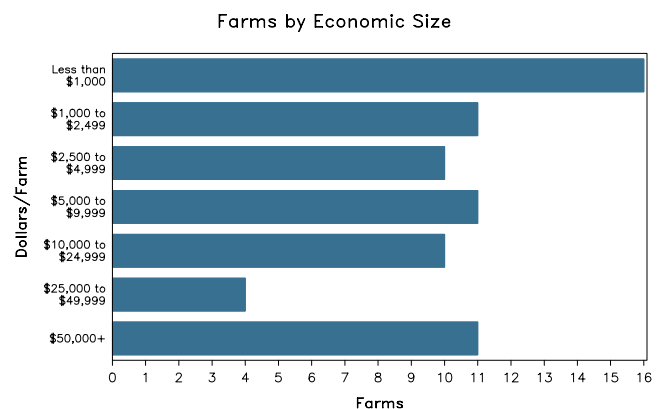
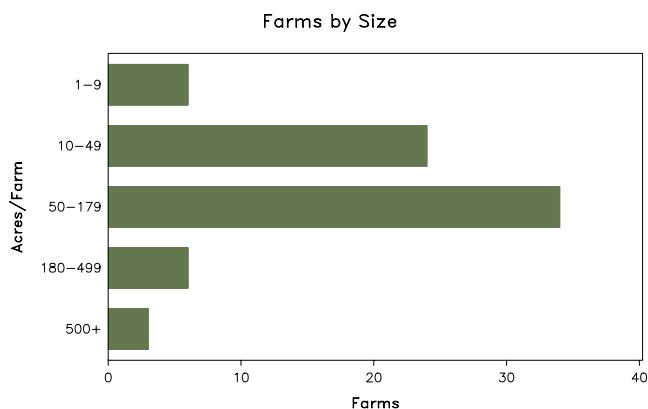
Russell County – Kentucky

Farms with Women Principal Operators Compared with All Farms

	Women Principal Operators	All Farms
Number of Farms	73	805
Land in Farms	8,204 acres	93,039 acres
Average Size of Farm	112 acres	116 acres
Market Value of Products Sold	\$2,555,000	\$43,644,000
Crop Sales	\$812,000	\$4,410,000
Livestock Sales	\$1,743,000	\$39,234,000
Average Per Farm	\$35,003	\$54,217
Government Payments	\$70,000	\$633,000
Average Per Farm Receiving Payments	\$3,891	\$2,190

See footnotes on reverse page.

Farms with Women Principal Operators



2007 CENSUS OF AGRICULTURE

Russell County – Kentucky Farms with Women Principal Operators

Selected Highlights

Item	Farms	Quantity
MARKET VALUE OF AGRICULTURAL PRODUCTS SOLD (\$1,000)		
Total value of agricultural products sold	73	2,555
Value of crops including nursery and greenhouse	23	812
Value of livestock, poultry, and their products	46	1,743
VALUE OF SALES BY COMMODITY GROUP (\$1,000)		
Grains, oilseeds, dry beans, and dry peas	6	(D)
Tobacco	3	(D)
Cotton and cottonseed	-	-
Vegetables, melons, potatoes and sweet potatoes	-	-
Fruits, tree nuts, and berries	2	(D)
Nursery, greenhouse, floriculture, and sod	-	-
Cut Christmas trees and short rotation woody crops	-	-
Other crops and hay	12	25
Poultry and eggs	-	-
Cattle and calves	38	1,379
Milk and other dairy products from cows	5	(D)
Hogs and pigs	5	(D)
Sheep, goats, and their products	5	4
Horses, ponies, mules, burros, and donkeys	4	1
Aquaculture	-	-
Other animals and other animal products	-	-
TOP CROP ITEMS (acres)		
Forage - land used for all hay and haylage, grass silage, and greenchop	49	1,280
Soybeans for beans	4	(D)
Corn for grain	4	(D)
Corn for silage or greenchop	2	(D)
Tobacco	3	23
TOP LIVESTOCK INVENTORY ITEMS (number)		
Cattle and calves	42	3,229
Horses and ponies	15	62
Goats, all	6	61
Mules, burros, and donkeys	6	11
Hogs and pigs	2	(D)

Operator Characteristics

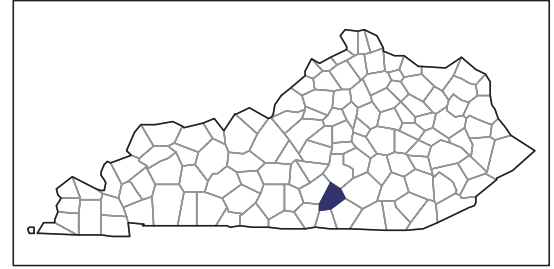
Item	Quantity
Primary occupation:	
Farming	20
Other	53
Days worked off farm:	
None	36
Any	37
Years on present farm:	
2 years or less	4
3 to 4 years	6
5 to 9 years	12
10 years or more	51
Age group:	
Under 45 years	11
45 to 64 years	35
65 years and over	27
Average age of principal operator (years)	58.8

Economic Characteristics

Item	Quantity
Farms by value of sales:	
Less than \$1,000	18
\$1,000 to \$2,499	12
\$2,500 to \$4,999	8
\$5,000 to \$9,999	10
\$10,000 to \$49,999	14
\$50,000 to \$99,999	4
\$100,000 to \$249,999	6
\$250,000 to \$499,999	-
\$500,000 or more	1
Total farm production expenses (\$1,000)	1,827
Average per farm (\$)	25,028
Net cash farm income of operation (\$1,000)	904
Average per farm (\$)	12,377
Value of agricultural products sold directly to individuals for human consumption (\$1,000)	6
Total organic product sales (\$1,000)	-
Total income from farm-related sources, gross before taxes and expenses (\$1,000)	105

See "Census of Agriculture, Volume 1, Geographic Area Series" for complete footnotes, explanations, definitions, and methodology.
(D) Cannot be disclosed. (Z) Less than half of the unit shown.

2007 CENSUS OF AGRICULTURE



Russell County – Kentucky

Farms with Spanish, Hispanic, or Latino Operators Compared with All Farms

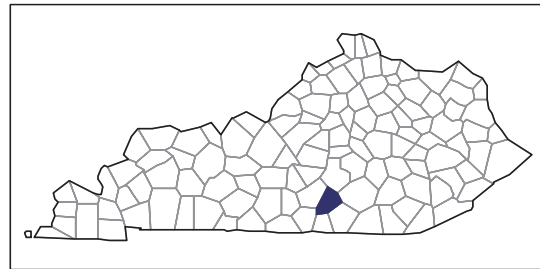
Data are not available at this geographic level for farms with Spanish, Hispanic, or Latino operators.



United States Department of Agriculture
National Agricultural Statistics Service

www.agcensus.usda.gov

2007 CENSUS OF AGRICULTURE



Russell County – Kentucky

Farms with American Indian or Alaska Native Operators Compared with All Farms

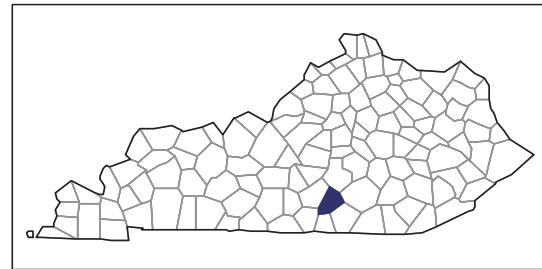
Data are not available at this geographic level for farms with American Indian or Alaska Native operators.



United States Department of Agriculture
National Agricultural Statistics Service

www.agcensus.usda.gov

2007 CENSUS OF AGRICULTURE



Russell County – Kentucky

Farms with Asian Operators Compared with All Farms

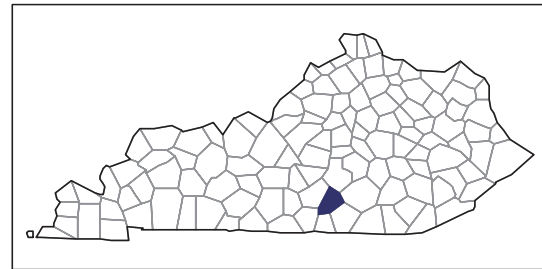
Data are not available at this geographic level for farms with Asian operators.



United States Department of Agriculture
National Agricultural Statistics Service

www.agcensus.usda.gov

2007 CENSUS OF AGRICULTURE



Russell County – Kentucky

Farms with Black or African American Operators Compared with All Farms

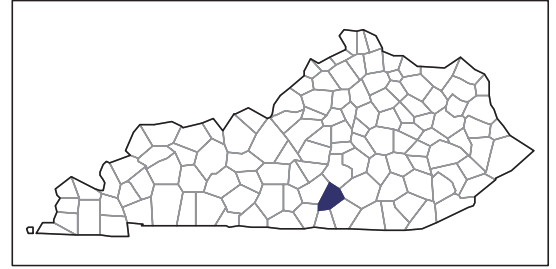
Data are not available at this geographic level for farms with Black or African American operators.



United States Department of Agriculture
National Agricultural Statistics Service

www.agcensus.usda.gov

2007 CENSUS OF AGRICULTURE



Russell County – Kentucky

Farms with Native Hawaiian or Other Pacific Islander Operators Compared with All Farms

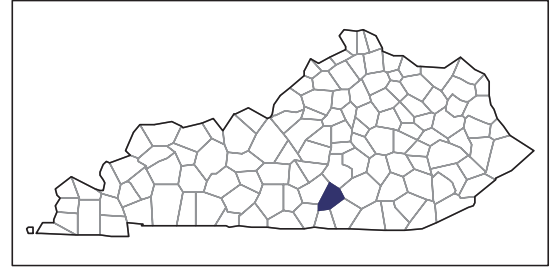
Data are not available at this geographic level for farms with Native Hawaiian or Other Pacific Islander operators.



United States Department of Agriculture
National Agricultural Statistics Service

www.agcensus.usda.gov

2007 CENSUS OF AGRICULTURE



Russell County – Kentucky

Farms with White Operators Compared with All Farms

Data are not available at this geographic level for farms with White operators.



United States Department of Agriculture
National Agricultural Statistics Service

www.agcensus.usda.gov

