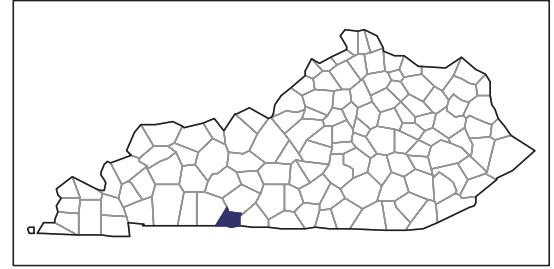


2007 CENSUS OF AGRICULTURE



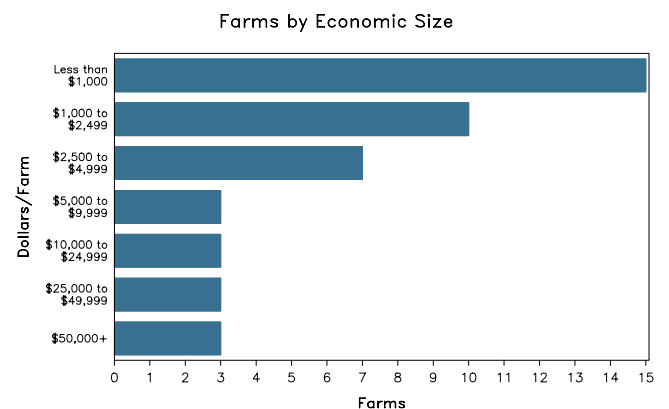
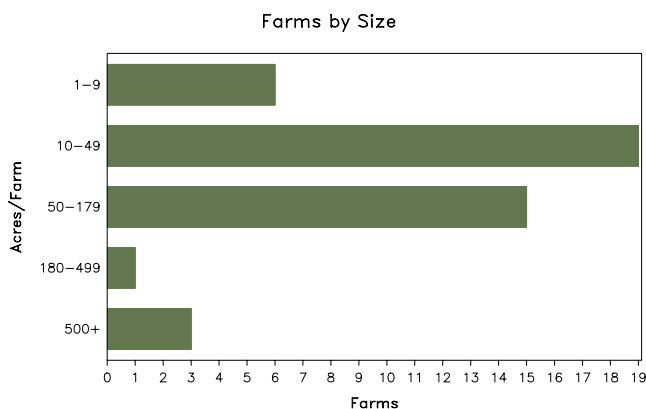
Simpson County – Kentucky

Farms with Women Principal Operators Compared with All Farms

	Women Principal Operators	All Farms
Number of Farms	44	494
Land in Farms	3,567 acres	119,122 acres
Average Size of Farm	81 acres	241 acres
Market Value of Products Sold	\$611,000	\$47,412,000
Crop Sales	\$457,000	\$19,409,000
Livestock Sales	\$154,000	\$28,003,000
Average Per Farm	\$13,876	\$95,976
Government Payments	\$15,000	\$1,243,000
Average Per Farm Receiving Payments	\$716	\$5,178

See footnotes on reverse page.

Farms with Women Principal Operators



2007 CENSUS OF AGRICULTURE

Simpson County – Kentucky Farms with Women Principal Operators

Selected Highlights

Item	Farms	Quantity
MARKET VALUE OF AGRICULTURAL PRODUCTS SOLD (\$1,000)		
Total value of agricultural products sold	44	611
Value of crops including nursery and greenhouse	21	457
Value of livestock, poultry, and their products	18	154
VALUE OF SALES BY COMMODITY GROUP (\$1,000)		
Grains, oilseeds, dry beans, and dry peas	7	378
Tobacco	2	(D)
Cotton and cottonseed	-	-
Vegetables, melons, potatoes and sweet potatoes	-	-
Fruits, tree nuts, and berries	-	-
Nursery, greenhouse, floriculture, and sod	-	-
Cut Christmas trees and short rotation woody crops	-	-
Other crops and hay	15	(D)
Poultry and eggs	2	(D)
Cattle and calves	13	(D)
Milk and other dairy products from cows	-	-
Hogs and pigs	-	-
Sheep, goats, and their products	6	(D)
Horses, ponies, mules, burros, and donkeys	1	(D)
Aquaculture	-	-
Other animals and other animal products	2	(D)
TOP CROP ITEMS (acres)		
Forage - land used for all hay and haylage, grass silage, and greenchop	18	842
Corn for grain	3	(D)
Soybeans for beans	1	(D)
Wheat for grain, all	1	(D)
Tobacco	2	(D)
TOP LIVESTOCK INVENTORY ITEMS (number)		
Cattle and calves	15	377
Goats, all	4	128
Horses and ponies	10	98
Sheep and lambs	3	79
Layers	2	(D)

Operator Characteristics

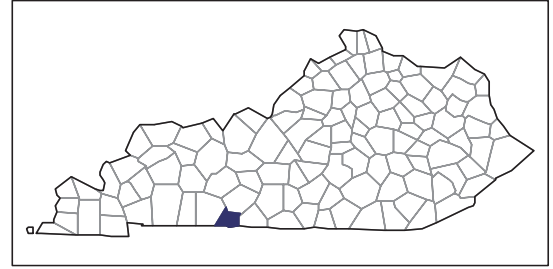
Item	Quantity
Primary occupation:	
Farming	25
Other	19
Days worked off farm:	
None	21
Any	23
Years on present farm:	
2 years or less	2
3 to 4 years	2
5 to 9 years	12
10 years or more	28
Age group:	
Under 45 years	7
45 to 64 years	15
65 years and over	22
Average age of principal operator (years)	61.0

Economic Characteristics

Item	Quantity
Farms by value of sales:	
Less than \$1,000	18
\$1,000 to \$2,499	8
\$2,500 to \$4,999	9
\$5,000 to \$9,999	-
\$10,000 to \$49,999	6
\$50,000 to \$99,999	2
\$100,000 to \$249,999	1
\$250,000 to \$499,999	-
\$500,000 or more	-
Total farm production expenses (\$1,000)	635
Average per farm (\$)	14,430
Net cash farm income of operation (\$1,000)	145
Average per farm (\$)	3,288
Value of agricultural products sold directly to individuals for human consumption (\$1,000)	(D)
Total organic product sales (\$1,000)	-
Total income from farm-related sources, gross before taxes and expenses (\$1,000)	154

See "Census of Agriculture, Volume 1, Geographic Area Series" for complete footnotes, explanations, definitions, and methodology.
(D) Cannot be disclosed. (Z) Less than half of the unit shown.

2007 CENSUS OF AGRICULTURE



Simpson County – Kentucky

Farms with Spanish, Hispanic, or Latino Operators Compared with All Farms

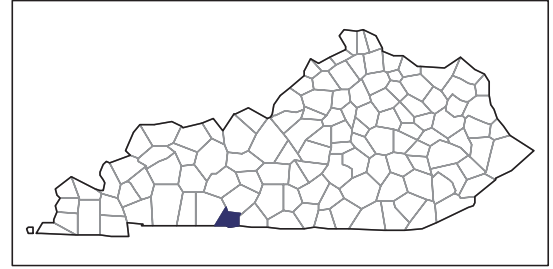
Data are not available at this geographic level for farms with Spanish, Hispanic, or Latino operators.



United States Department of Agriculture
National Agricultural Statistics Service

www.agcensus.usda.gov

2007 CENSUS OF AGRICULTURE



Simpson County – Kentucky

Farms with American Indian or Alaska Native Operators Compared with All Farms

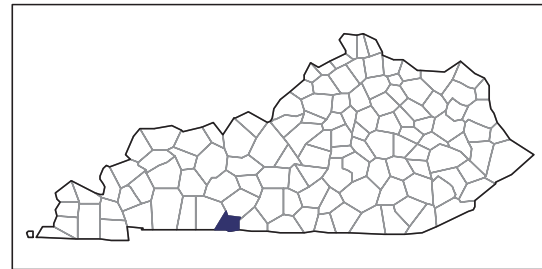
Data are not available at this geographic level for farms with American Indian or Alaska Native operators.



United States Department of Agriculture
National Agricultural Statistics Service

www.agcensus.usda.gov

2007 CENSUS OF AGRICULTURE



Simpson County – Kentucky

Farms with Asian Operators Compared with All Farms

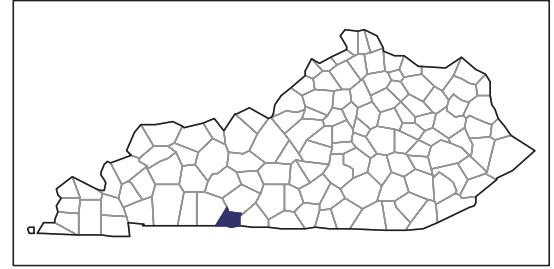
Data are not available at this geographic level for farms with Asian operators.



United States Department of Agriculture
National Agricultural Statistics Service

www.agcensus.usda.gov

2007 CENSUS OF AGRICULTURE



Simpson County – Kentucky

Farms with Black or African American Operators Compared with All Farms

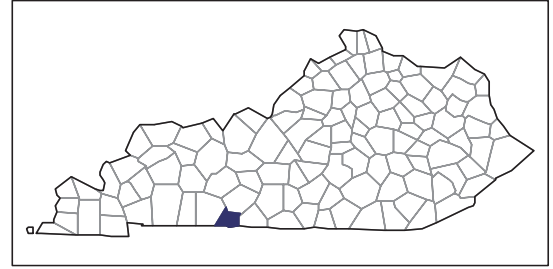
Data are not available at this geographic level for farms with Black or African American operators.



United States Department of Agriculture
National Agricultural Statistics Service

www.agcensus.usda.gov

2007 CENSUS OF AGRICULTURE



Simpson County – Kentucky

Farms with Native Hawaiian or Other Pacific Islander Operators Compared with All Farms

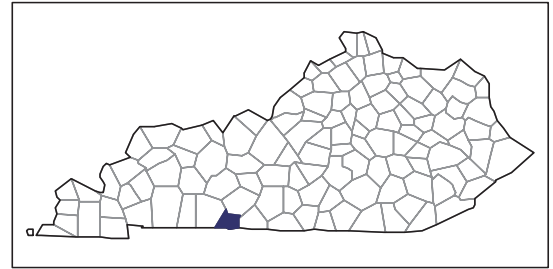
Data are not available at this geographic level for farms with Native Hawaiian or Other Pacific Islander operators.



United States Department of Agriculture
National Agricultural Statistics Service

www.agcensus.usda.gov

2007 CENSUS OF AGRICULTURE



Simpson County – Kentucky

Farms with White Operators Compared with All Farms

Data are not available at this geographic level for farms with White operators.



United States Department of Agriculture
National Agricultural Statistics Service

www.agcensus.usda.gov

