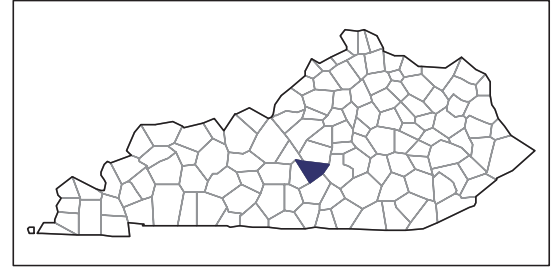


2007 CENSUS OF AGRICULTURE



Taylor County – Kentucky

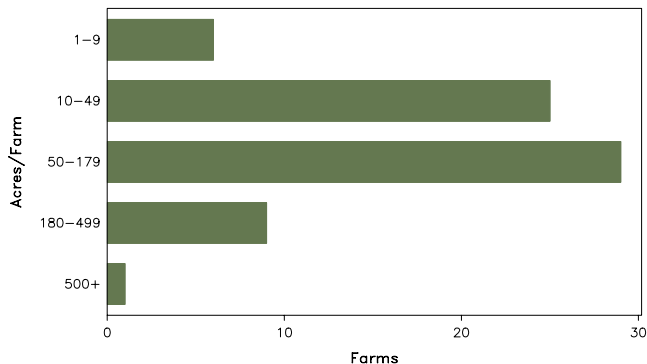
Farms with Women Principal Operators Compared with All Farms

	Women Principal Operators	All Farms
Number of Farms	70	941
Land in Farms	6,487 acres	118,712 acres
Average Size of Farm	93 acres	126 acres
Market Value of Products Sold	\$910,000	\$26,332,000
Crop Sales	\$365,000	\$10,552,000
Livestock Sales	\$545,000	\$15,779,000
Average Per Farm	\$13,001	\$27,983
Government Payments	\$57,000	\$973,000
Average Per Farm Receiving Payments	\$2,191	\$2,481

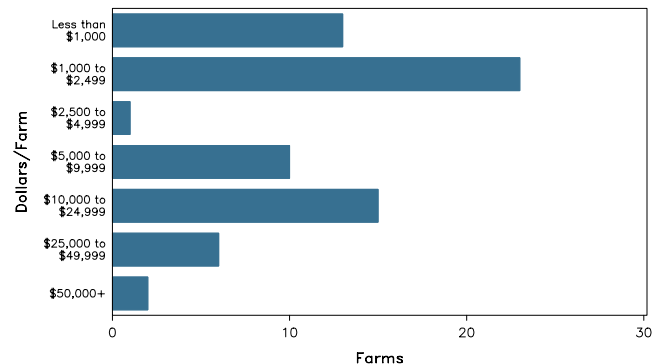
See footnotes on reverse page.

Farms with Women Principal Operators

Farms by Size



Farms by Economic Size



2007 CENSUS OF AGRICULTURE

Taylor County – Kentucky Farms with Women Principal Operators

Selected Highlights

Item	Farms	Quantity
MARKET VALUE OF AGRICULTURAL PRODUCTS SOLD (\$1,000)		
Total value of agricultural products sold	70	910
Value of crops including nursery and greenhouse	33	365
Value of livestock, poultry, and their products	34	545
VALUE OF SALES BY COMMODITY GROUP (\$1,000)		
Grains, oilseeds, dry beans, and dry peas	8	(D)
Tobacco	2	(D)
Cotton and cottonseed	-	-
Vegetables, melons, potatoes and sweet potatoes	4	81
Fruits, tree nuts, and berries	1	(D)
Nursery, greenhouse, floriculture, and sod	2	(D)
Cut Christmas trees and short rotation woody crops	-	-
Other crops and hay	20	49
Poultry and eggs	8	13
Cattle and calves	27	(D)
Milk and other dairy products from cows	3	(D)
Hogs and pigs	2	(D)
Sheep, goats, and their products	6	1
Horses, ponies, mules, burros, and donkeys	4	13
Aquaculture	-	-
Other animals and other animal products	1	(D)
TOP CROP ITEMS (acres)		
Forage - land used for all hay and haylage, grass silage, and greenchop	46	1,895
Soybeans for beans	3	344
Corn for grain	5	250
Wheat for grain, all	1	(D)
Corn for silage or greenchop	1	(D)
TOP LIVESTOCK INVENTORY ITEMS (number)		
Cattle and calves	29	1,242
Layers	10	476
Horses and ponies	33	200
Broilers and other meat-type chickens	4	102
Goats, all	9	44

Operator Characteristics

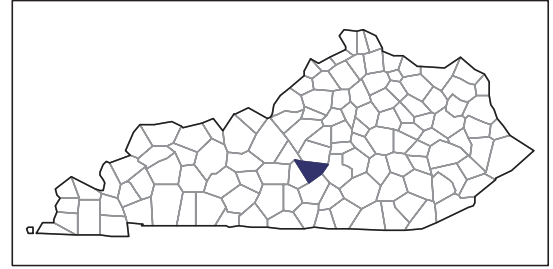
Item	Quantity
Primary occupation:	
Farming	19
Other	51
Days worked off farm:	
None	20
Any	50
Years on present farm:	
2 years or less	6
3 to 4 years	7
5 to 9 years	13
10 years or more	44
Age group:	
Under 45 years	10
45 to 64 years	34
65 years and over	26
Average age of principal operator (years)	59.5

Economic Characteristics

Item	Quantity
Farms by value of sales:	
Less than \$1,000	24
\$1,000 to \$2,499	14
\$2,500 to \$4,999	2
\$5,000 to \$9,999	7
\$10,000 to \$49,999	21
\$50,000 to \$99,999	-
\$100,000 to \$249,999	1
\$250,000 to \$499,999	1
\$500,000 or more	-
Total farm production expenses (\$1,000)	988
Average per farm (\$)	14,115
Net cash farm income of operation (\$1,000)	20
Average per farm (\$)	287
Value of agricultural products sold directly to individuals for human consumption (\$1,000)	2
Total organic product sales (\$1,000)	(D)
Total income from farm-related sources, gross before taxes and expenses (\$1,000)	41

See "Census of Agriculture, Volume 1, Geographic Area Series" for complete footnotes, explanations, definitions, and methodology.
(D) Cannot be disclosed. (Z) Less than half of the unit shown.

2007 CENSUS OF AGRICULTURE



Taylor County – Kentucky

Farms with Spanish, Hispanic, or Latino Operators Compared with All Farms

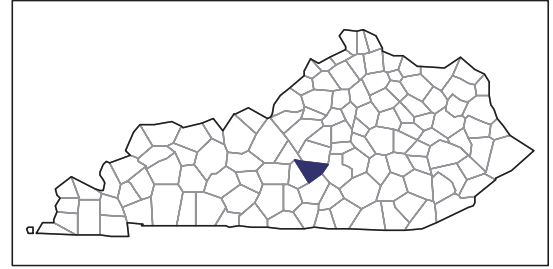
Data are not available at this geographic level for farms with Spanish, Hispanic, or Latino operators.



United States Department of Agriculture
National Agricultural Statistics Service

www.agcensus.usda.gov

2007 CENSUS OF AGRICULTURE



Taylor County – Kentucky

Farms with American Indian or Alaska Native Operators Compared with All Farms

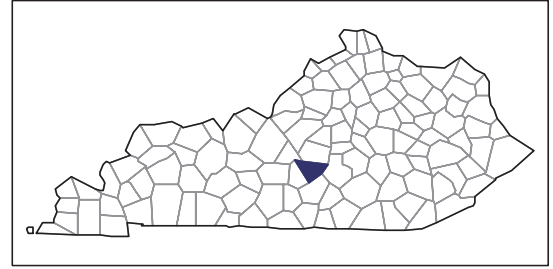
Data are not available at this geographic level for farms with American Indian or Alaska Native operators.



United States Department of Agriculture
National Agricultural Statistics Service

www.agcensus.usda.gov

2007 CENSUS OF AGRICULTURE



Taylor County – Kentucky

**Farms with Asian Operators
Compared with All Farms**

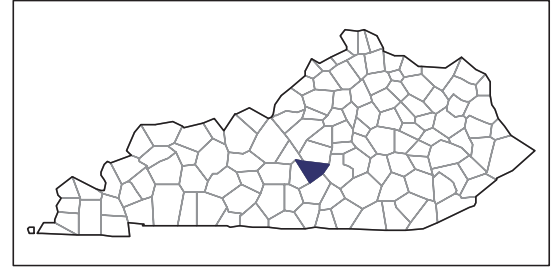
Data are not available at this geographic level for farms with Asian operators.



United States Department of Agriculture
National Agricultural Statistics Service

www.agcensus.usda.gov

2007 CENSUS OF AGRICULTURE



Taylor County – Kentucky

Farms with Black or African American Operators Compared with All Farms

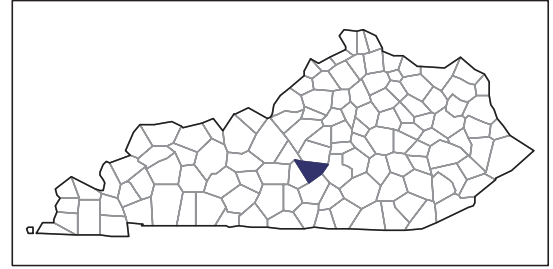
Data are not available at this geographic level for farms with Black or African American operators.



United States Department of Agriculture
National Agricultural Statistics Service

www.agcensus.usda.gov

2007 CENSUS OF AGRICULTURE



Taylor County – Kentucky

Farms with Native Hawaiian or Other Pacific Islander Operators Compared with All Farms

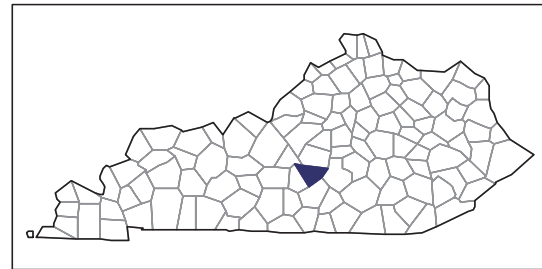
Data are not available at this geographic level for farms with Native Hawaiian or Other Pacific Islander operators.



United States Department of Agriculture
National Agricultural Statistics Service

www.agcensus.usda.gov

2007 CENSUS OF AGRICULTURE



Taylor County – Kentucky

Farms with White Operators Compared with All Farms

Data are not available at this geographic level for farms with White operators.



United States Department of Agriculture
National Agricultural Statistics Service

www.agcensus.usda.gov

