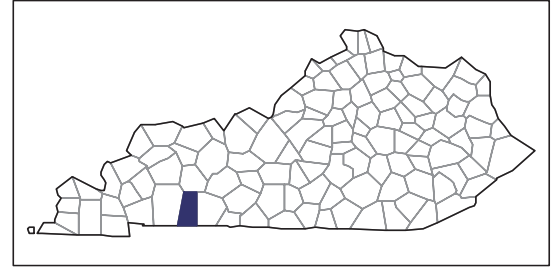


2007 CENSUS OF AGRICULTURE



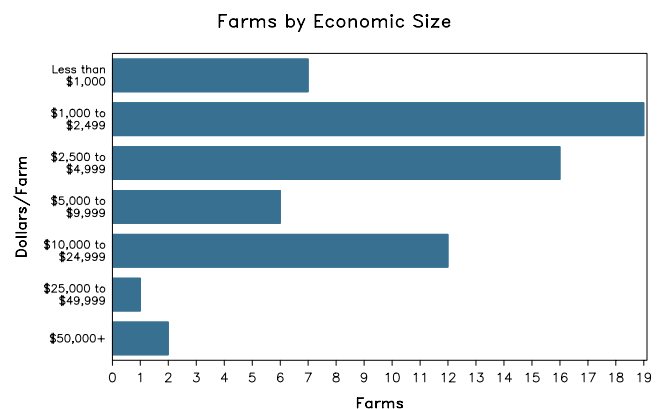
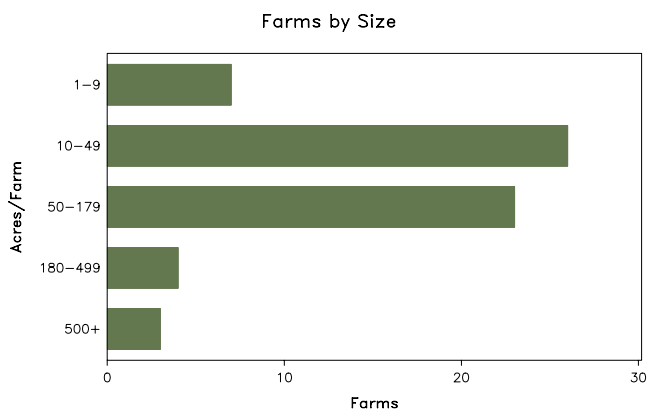
Todd County – Kentucky

Farms with Women Principal Operators Compared with All Farms

	Women Principal Operators	All Farms
Number of Farms	63	759
Land in Farms	5,796 acres	197,976 acres
Average Size of Farm	92 acres	261 acres
Market Value of Products Sold	\$2,483,000	\$130,409,000
Crop Sales	(D)	\$40,301,000
Livestock Sales	(D)	\$90,108,000
Average Per Farm	\$39,409	\$171,817
Government Payments	\$111,000	\$2,626,000
Average Per Farm Receiving Payments	\$3,459	\$6,874

See footnotes on reverse page.

Farms with Women Principal Operators



2007 CENSUS OF AGRICULTURE

Todd County – Kentucky Farms with Women Principal Operators

Selected Highlights

Item	Farms	Quantity
MARKET VALUE OF AGRICULTURAL PRODUCTS SOLD (\$1,000)		
Total value of agricultural products sold	63	2,483
Value of crops including nursery and greenhouse	12	(D)
Value of livestock, poultry, and their products	21	(D)
VALUE OF SALES BY COMMODITY GROUP (\$1,000)		
Grains, oilseeds, dry beans, and dry peas	2	(D)
Tobacco	5	47
Cotton and cottonseed	-	-
Vegetables, melons, potatoes and sweet potatoes	-	-
Fruits, tree nuts, and berries	2	(D)
Nursery, greenhouse, floriculture, and sod	4	91
Cut Christmas trees and short rotation woody crops	-	-
Other crops and hay	3	3
Poultry and eggs	3	(D)
Cattle and calves	15	177
Milk and other dairy products from cows	-	-
Hogs and pigs	-	-
Sheep, goats, and their products	1	(D)
Horses, ponies, mules, burros, and donkeys	5	7
Aquaculture	-	-
Other animals and other animal products	3	-
TOP CROP ITEMS (acres)		
Forage - land used for all hay and haylage, grass silage, and greenchop	10	219
Corn for grain	2	(D)
Soybeans for beans	1	(D)
Wheat for grain, all	1	(D)
Tobacco	5	13
TOP LIVESTOCK INVENTORY ITEMS (number)		
Layers	3	(D)
Cattle and calves	19	477
Horses and ponies	17	89
Goats, all	1	(D)
Ducks	2	(D)

Operator Characteristics

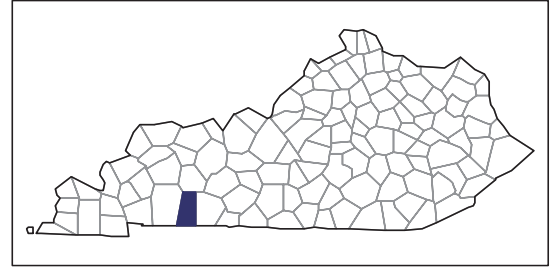
Item	Quantity
Primary occupation:	
Farming	18
Other	45
Days worked off farm:	
None	39
Any	24
Years on present farm:	
2 years or less	6
3 to 4 years	9
5 to 9 years	18
10 years or more	30
Age group:	
Under 45 years	7
45 to 64 years	34
65 years and over	22
Average age of principal operator (years)	58.7

Economic Characteristics

Item	Quantity
Farms by value of sales:	
Less than \$1,000	33
\$1,000 to \$2,499	13
\$2,500 to \$4,999	-
\$5,000 to \$9,999	3
\$10,000 to \$49,999	12
\$50,000 to \$99,999	1
\$100,000 to \$249,999	-
\$250,000 to \$499,999	-
\$500,000 or more	1
Total farm production expenses (\$1,000)	2,154
Average per farm (\$)	34,196
Net cash farm income of operation (\$1,000)	493
Average per farm (\$)	7,833
Value of agricultural products sold directly to individuals for human consumption (\$1,000)	(D)
Total organic product sales (\$1,000)	-
Total income from farm-related sources, gross before taxes and expenses (\$1,000)	54

See "Census of Agriculture, Volume 1, Geographic Area Series" for complete footnotes, explanations, definitions, and methodology.
(D) Cannot be disclosed. (Z) Less than half of the unit shown.

2007 CENSUS OF AGRICULTURE



Todd County – Kentucky

Farms with Spanish, Hispanic, or Latino Operators Compared with All Farms

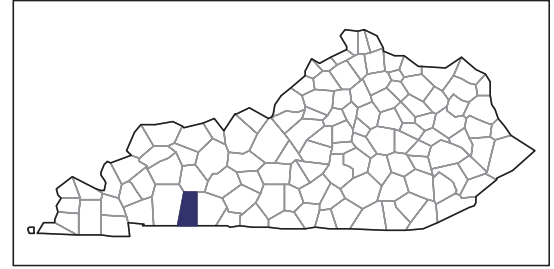
Data are not available at this geographic level for farms with Spanish, Hispanic, or Latino operators.



United States Department of Agriculture
National Agricultural Statistics Service

www.agcensus.usda.gov

2007 CENSUS OF AGRICULTURE



Todd County – Kentucky

Farms with American Indian or Alaska Native Operators Compared with All Farms

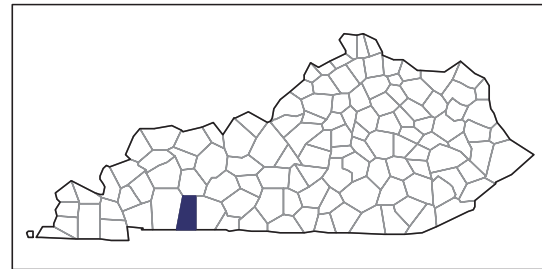
Data are not available at this geographic level for farms with American Indian or Alaska Native operators.



United States Department of Agriculture
National Agricultural Statistics Service

www.agcensus.usda.gov

2007 CENSUS OF AGRICULTURE



Todd County – Kentucky

**Farms with Asian Operators
Compared with All Farms**

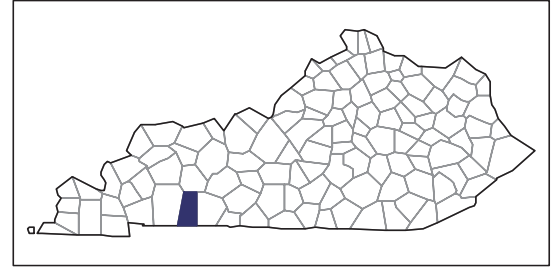
Data are not available at this geographic level for farms with Asian operators.



United States Department of Agriculture
National Agricultural Statistics Service

www.agcensus.usda.gov

2007 CENSUS OF AGRICULTURE



Todd County – Kentucky

Farms with Black or African American Operators Compared with All Farms

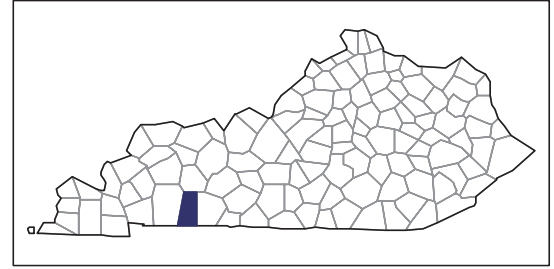
Data are not available at this geographic level for farms with Black or African American operators.



United States Department of Agriculture
National Agricultural Statistics Service

www.agcensus.usda.gov

2007 CENSUS OF AGRICULTURE



Todd County – Kentucky

Farms with Native Hawaiian or Other Pacific Islander Operators Compared with All Farms

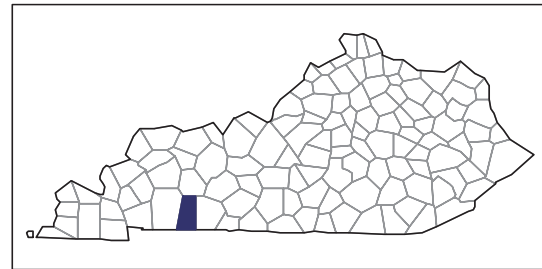
Data are not available at this geographic level for farms with Native Hawaiian or Other Pacific Islander operators.



United States Department of Agriculture
National Agricultural Statistics Service

www.agcensus.usda.gov

2007 CENSUS OF AGRICULTURE



Todd County – Kentucky

Farms with White Operators Compared with All Farms

Data are not available at this geographic level for farms with White operators.



United States Department of Agriculture
National Agricultural Statistics Service

www.agcensus.usda.gov

