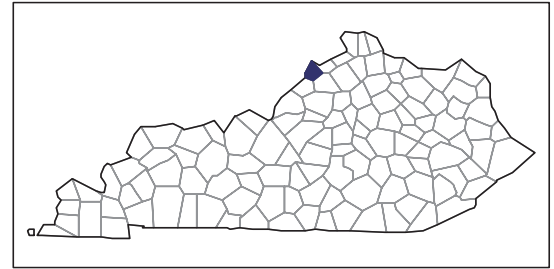


2007 CENSUS OF AGRICULTURE



Trimble County – Kentucky

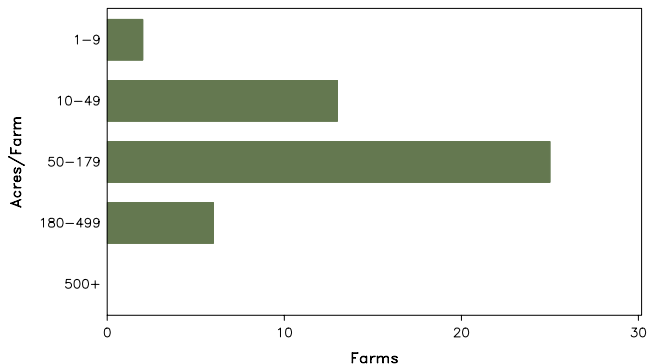
Farms with Women Principal Operators Compared with All Farms

	Women Principal Operators	All Farms
Number of Farms	46	489
Land in Farms	4,388 acres	65,098 acres
Average Size of Farm	95 acres	133 acres
Market Value of Products Sold	\$401,000	\$7,613,000
Crop Sales	\$234,000	\$4,406,000
Livestock Sales	\$167,000	\$3,207,000
Average Per Farm	\$8,724	\$15,569
Government Payments	\$8,000	\$220,000
Average Per Farm Receiving Payments	\$732	\$2,023

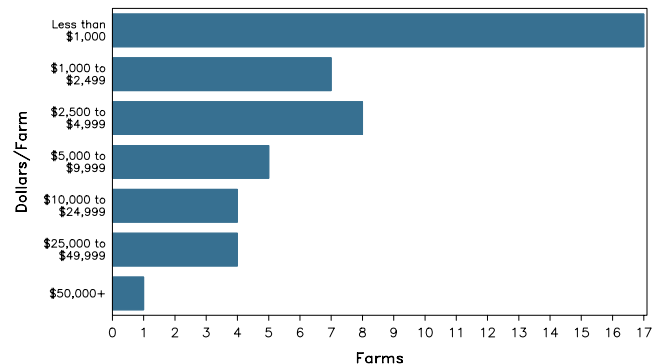
See footnotes on reverse page.

Farms with Women Principal Operators

Farms by Size



Farms by Economic Size



2007 CENSUS OF AGRICULTURE

Trimble County – Kentucky Farms with Women Principal Operators

Selected Highlights

Item	Farms	Quantity
MARKET VALUE OF AGRICULTURAL PRODUCTS SOLD (\$1,000)		
Total value of agricultural products sold	46	401
Value of crops including nursery and greenhouse	13	234
Value of livestock, poultry, and their products	20	167
VALUE OF SALES BY COMMODITY GROUP (\$1,000)		
Grains, oilseeds, dry beans, and dry peas	1	(D)
Tobacco	6	139
Cotton and cottonseed	-	-
Vegetables, melons, potatoes and sweet potatoes	3	7
Fruits, tree nuts, and berries	1	(D)
Nursery, greenhouse, floriculture, and sod	2	(D)
Cut Christmas trees and short rotation woody crops	-	-
Other crops and hay	8	35
Poultry and eggs	-	-
Cattle and calves	16	158
Milk and other dairy products from cows	-	-
Hogs and pigs	-	-
Sheep, goats, and their products	-	-
Horses, ponies, mules, burros, and donkeys	4	9
Aquaculture	-	-
Other animals and other animal products	-	-
TOP CROP ITEMS (acres)		
Forage - land used for all hay and haylage, grass silage, and greenchop	28	570
Tobacco	6	37
Peaches, all	1	(D)
Vegetables harvested for sale	3	11
Sweet corn	3	5
TOP LIVESTOCK INVENTORY ITEMS (number)		
Cattle and calves	23	456
Horses and ponies	9	59
Alpacas	2	(D)
Goats, all	1	(D)
Mules, burros, and donkeys	2	(D)

Operator Characteristics

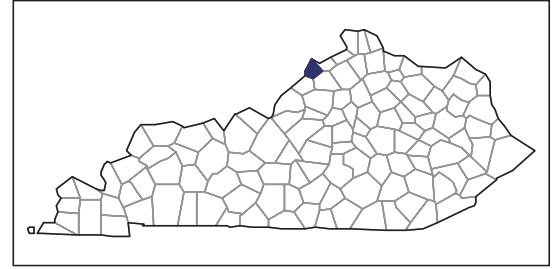
Item	Quantity
Primary occupation:	
Farming	22
Other	24
Days worked off farm:	
None	18
Any	28
Years on present farm:	
2 years or less	6
3 to 4 years	6
5 to 9 years	9
10 years or more	25
Age group:	
Under 45 years	4
45 to 64 years	27
65 years and over	15
Average age of principal operator (years)	58.2

Economic Characteristics

Item	Quantity
Farms by value of sales:	
Less than \$1,000	17
\$1,000 to \$2,499	7
\$2,500 to \$4,999	10
\$5,000 to \$9,999	3
\$10,000 to \$49,999	8
\$50,000 to \$99,999	1
\$100,000 to \$249,999	-
\$250,000 to \$499,999	-
\$500,000 or more	-
Total farm production expenses (\$1,000)	556
Average per farm (\$)	12,096
Net cash farm income of operation (\$1,000)	-62
Average per farm (\$)	-1,344
Value of agricultural products sold directly to individuals for human consumption (\$1,000)	64
Total organic product sales (\$1,000)	-
Total income from farm-related sources, gross before taxes and expenses (\$1,000)	85

See "Census of Agriculture, Volume 1, Geographic Area Series" for complete footnotes, explanations, definitions, and methodology.
(D) Cannot be disclosed. (Z) Less than half of the unit shown.

2007 CENSUS OF AGRICULTURE



Trimble County – Kentucky

Farms with Spanish, Hispanic, or Latino Operators Compared with All Farms

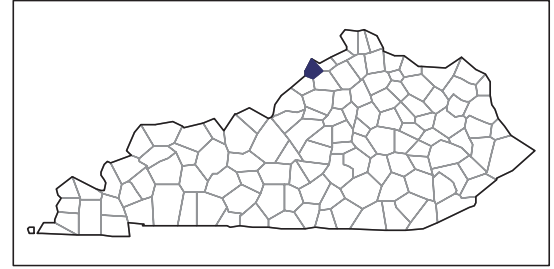
Data are not available at this geographic level for farms with Spanish, Hispanic, or Latino operators.



United States Department of Agriculture
National Agricultural Statistics Service

www.agcensus.usda.gov

2007 CENSUS OF AGRICULTURE



Trimble County – Kentucky

Farms with American Indian or Alaska Native Operators Compared with All Farms

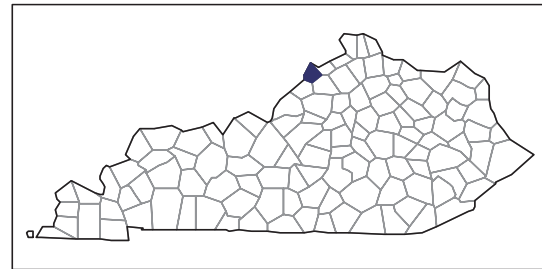
Data are not available at this geographic level for farms with American Indian or Alaska Native operators.



United States Department of Agriculture
National Agricultural Statistics Service

www.agcensus.usda.gov

2007 CENSUS OF AGRICULTURE



Trimble County – Kentucky

Farms with Asian Operators Compared with All Farms

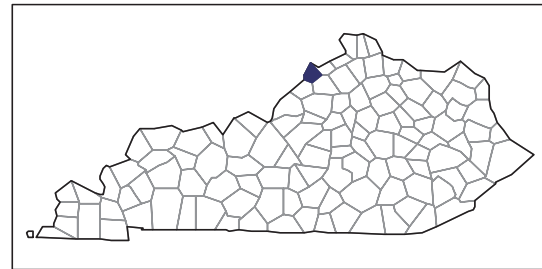
Data are not available at this geographic level for farms with Asian operators.



United States Department of Agriculture
National Agricultural Statistics Service

www.agcensus.usda.gov

2007 CENSUS OF AGRICULTURE



Trimble County – Kentucky

Farms with Black or African American Operators Compared with All Farms

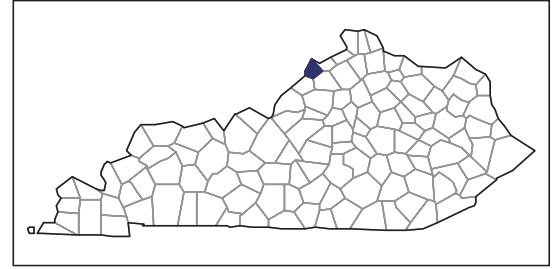
Data are not available at this geographic level for farms with Black or African American operators.



United States Department of Agriculture
National Agricultural Statistics Service

www.agcensus.usda.gov

2007 CENSUS OF AGRICULTURE



Trimble County – Kentucky

Farms with Native Hawaiian or Other Pacific Islander Operators Compared with All Farms

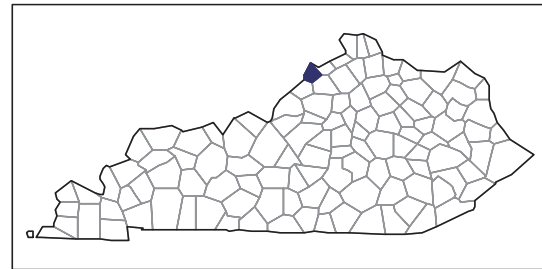
Data are not available at this geographic level for farms with Native Hawaiian or Other Pacific Islander operators.



United States Department of Agriculture
National Agricultural Statistics Service

www.agcensus.usda.gov

2007 CENSUS OF AGRICULTURE



Trimble County – Kentucky

Farms with White Operators Compared with All Farms

Data are not available at this geographic level for farms with White operators.



United States Department of Agriculture
National Agricultural Statistics Service

www.agcensus.usda.gov

