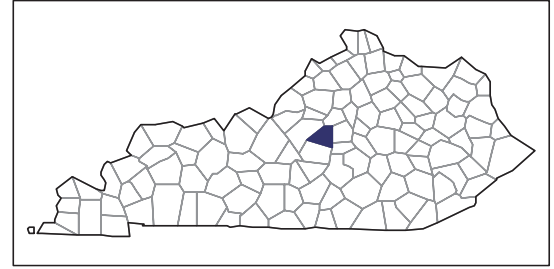


2007 CENSUS OF AGRICULTURE



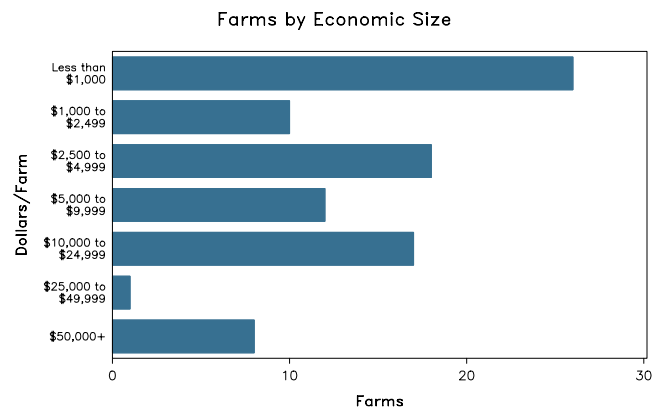
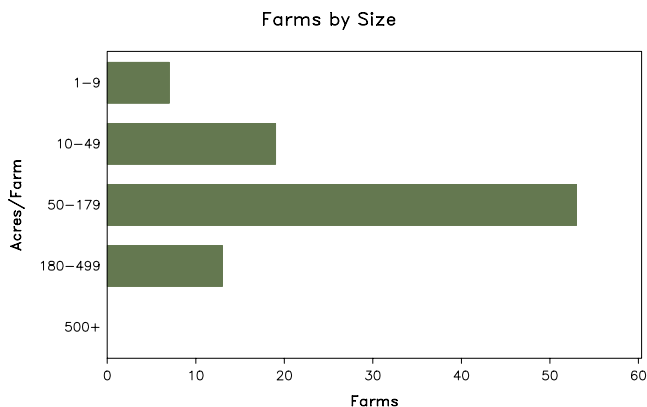
Washington County – Kentucky

Farms with Women Principal Operators Compared with All Farms

	Women Principal Operators	All Farms
Number of Farms	92	1,119
Land in Farms	9,654 acres	162,993 acres
Average Size of Farm	105 acres	146 acres
Market Value of Products Sold	\$1,365,000	\$33,000,000
Crop Sales	\$380,000	\$9,848,000
Livestock Sales	\$984,000	\$23,153,000
Average Per Farm	\$14,832	\$29,491
Government Payments	\$33,000	\$714,000
Average Per Farm Receiving Payments	\$1,378	\$2,138

See footnotes on reverse page.

Farms with Women Principal Operators



2007 CENSUS OF AGRICULTURE

Washington County – Kentucky Farms with Women Principal Operators

Selected Highlights

Item	Farms	Quantity
MARKET VALUE OF AGRICULTURAL PRODUCTS SOLD (\$1,000)		
Total value of agricultural products sold	92	1,365
Value of crops including nursery and greenhouse	41	380
Value of livestock, poultry, and their products	51	984
VALUE OF SALES BY COMMODITY GROUP (\$1,000)		
Grains, oilseeds, dry beans, and dry peas	4	21
Tobacco	3	53
Cotton and cottonseed	-	-
Vegetables, melons, potatoes and sweet potatoes	2	(D)
Fruits, tree nuts, and berries	1	(D)
Nursery, greenhouse, floriculture, and sod	2	(D)
Cut Christmas trees and short rotation woody crops	-	-
Other crops and hay	30	104
Poultry and eggs	6	2
Cattle and calves	34	(D)
Milk and other dairy products from cows	-	-
Hogs and pigs	1	(D)
Sheep, goats, and their products	11	(D)
Horses, ponies, mules, burros, and donkeys	4	5
Aquaculture	-	-
Other animals and other animal products	-	-
TOP CROP ITEMS (acres)		
Forage - land used for all hay and haylage, grass silage, and greenchop	50	1,901
Corn for grain	3	62
Wheat for grain, all	2	(D)
Nursery stock	2	(D)
Tobacco	3	17
TOP LIVESTOCK INVENTORY ITEMS (number)		
Cattle and calves	44	2,128
Goats, all	12	315
Hogs and pigs	1	(D)
Horses and ponies	20	123
Layers	6	122

Operator Characteristics

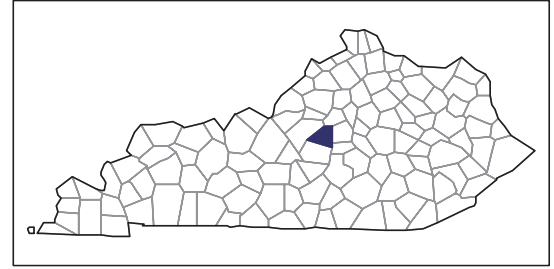
Item	Quantity
Primary occupation:	
Farming	28
Other	64
Days worked off farm:	
None	33
Any	59
Years on present farm:	
2 years or less	8
3 to 4 years	-
5 to 9 years	24
10 years or more	60
Age group:	
Under 45 years	14
45 to 64 years	39
65 years and over	39
Average age of principal operator (years)	60.6

Economic Characteristics

Item	Quantity
Farms by value of sales:	
Less than \$1,000	30
\$1,000 to \$2,499	6
\$2,500 to \$4,999	18
\$5,000 to \$9,999	12
\$10,000 to \$49,999	19
\$50,000 to \$99,999	1
\$100,000 to \$249,999	6
\$250,000 to \$499,999	-
\$500,000 or more	-
Total farm production expenses (\$1,000)	1,535
Average per farm (\$)	16,685
Net cash farm income of operation (\$1,000)	-25
Average per farm (\$)	-268
Value of agricultural products sold directly to individuals for human consumption (\$1,000)	6
Total organic product sales (\$1,000)	(D)
Total income from farm-related sources, gross before taxes and expenses (\$1,000)	113

See "Census of Agriculture, Volume 1, Geographic Area Series" for complete footnotes, explanations, definitions, and methodology.
(D) Cannot be disclosed. (Z) Less than half of the unit shown.

2007 CENSUS OF AGRICULTURE



Washington County – Kentucky

Farms with Spanish, Hispanic, or Latino Operators Compared with All Farms

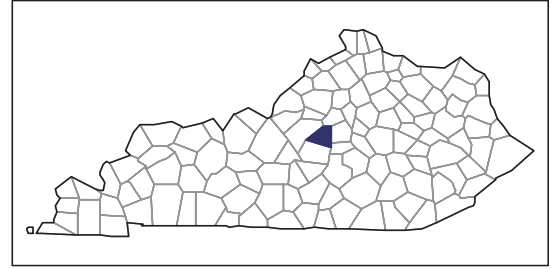
Data are not available at this geographic level for farms with Spanish, Hispanic, or Latino operators.



United States Department of Agriculture
National Agricultural Statistics Service

www.agcensus.usda.gov

2007 CENSUS OF AGRICULTURE



Washington County – Kentucky

Farms with American Indian or Alaska Native Operators Compared with All Farms

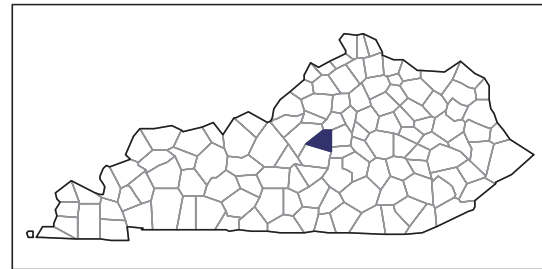
Data are not available at this geographic level for farms with American Indian or Alaska Native operators.



United States Department of Agriculture
National Agricultural Statistics Service

www.agcensus.usda.gov

2007 CENSUS OF AGRICULTURE



Washington County – Kentucky

Farms with Asian Operators Compared with All Farms

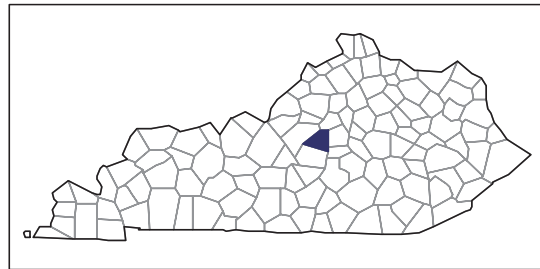
Data are not available at this geographic level for farms with Asian operators.



United States Department of Agriculture
National Agricultural Statistics Service

www.agcensus.usda.gov

2007 CENSUS OF AGRICULTURE



Washington County – Kentucky

Farms with Black or African American Operators Compared with All Farms

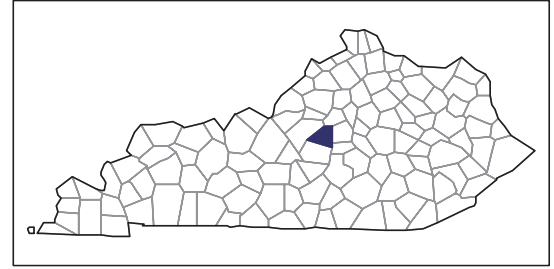
Data are not available at this geographic level for farms with Black or African American operators.



United States Department of Agriculture
National Agricultural Statistics Service

www.agcensus.usda.gov

2007 CENSUS OF AGRICULTURE



Washington County – Kentucky

Farms with Native Hawaiian or Other Pacific Islander Operators Compared with All Farms

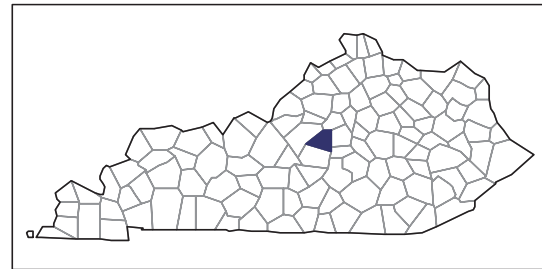
Data are not available at this geographic level for farms with Native Hawaiian or Other Pacific Islander operators.



United States Department of Agriculture
National Agricultural Statistics Service

www.agcensus.usda.gov

2007 CENSUS OF AGRICULTURE



Washington County – Kentucky

Farms with White Operators Compared with All Farms

Data are not available at this geographic level for farms with White operators.



United States Department of Agriculture
National Agricultural Statistics Service

www.agcensus.usda.gov

