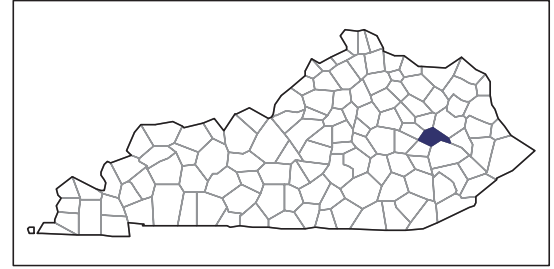


2007 CENSUS OF AGRICULTURE



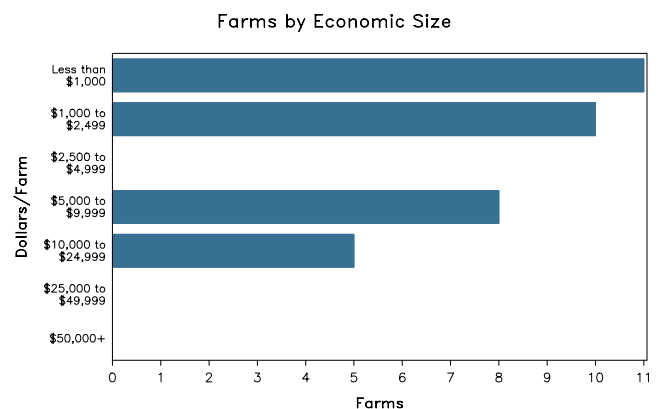
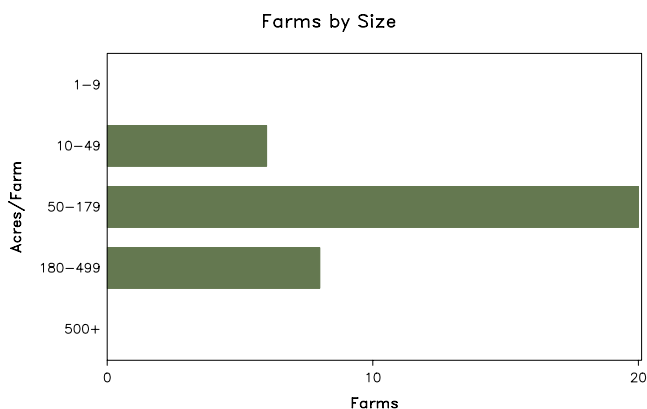
Wolfe County – Kentucky

Farms with Women Principal Operators Compared with All Farms

	Women Principal Operators	All Farms
Number of Farms	34	342
Land in Farms	4,489 acres	57,701 acres
Average Size of Farm	132 acres	169 acres
Market Value of Products Sold	\$117,000	\$2,175,000
Crop Sales	\$30,000	\$714,000
Livestock Sales	\$87,000	\$1,461,000
Average Per Farm	\$3,433	\$6,359
Government Payments	\$33,000	\$365,000
Average Per Farm Receiving Payments	\$3,712	\$2,828

See footnotes on reverse page.

Farms with Women Principal Operators



2007 CENSUS OF AGRICULTURE

Wolfe County – Kentucky Farms with Women Principal Operators

Selected Highlights

Item	Farms	Quantity
MARKET VALUE OF AGRICULTURAL PRODUCTS SOLD (\$1,000)		
Total value of agricultural products sold	34	117
Value of crops including nursery and greenhouse	14	30
Value of livestock, poultry, and their products	12	87
VALUE OF SALES BY COMMODITY GROUP (\$1,000)		
Grains, oilseeds, dry beans, and dry peas	5	(D)
Tobacco	-	-
Cotton and cottonseed	-	-
Vegetables, melons, potatoes and sweet potatoes	2	(D)
Fruits, tree nuts, and berries	-	-
Nursery, greenhouse, floriculture, and sod	-	-
Cut Christmas trees and short rotation woody crops	-	-
Other crops and hay	13	22
Poultry and eggs	1	(D)
Cattle and calves	6	21
Milk and other dairy products from cows	-	-
Hogs and pigs	-	-
Sheep, goats, and their products	3	(D)
Horses, ponies, mules, burros, and donkeys	4	62
Aquaculture	-	-
Other animals and other animal products	-	-
TOP CROP ITEMS (acres)		
Forage - land used for all hay and haylage, grass silage, and greenchop	16	224
Corn for grain	5	19
Vegetables harvested for sale	2	(D)
Sorghum for syrup	2	(D)
Sweet corn	2	(D)
TOP LIVESTOCK INVENTORY ITEMS (number)		
Cattle and calves	13	175
Horses and ponies	12	86
Goats, all	3	52
Layers	1	(D)
Hogs and pigs	2	(D)

Operator Characteristics

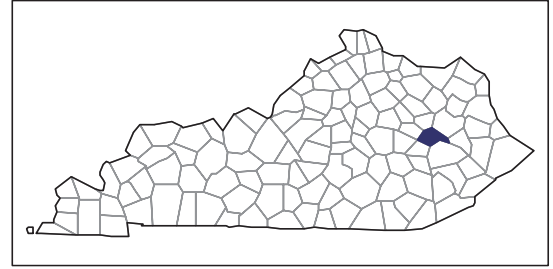
Item	Quantity
Primary occupation:	
Farming	10
Other	24
Days worked off farm:	
None	7
Any	27
Years on present farm:	
2 years or less	2
3 to 4 years	4
5 to 9 years	3
10 years or more	25
Age group:	
Under 45 years	11
45 to 64 years	23
65 years and over	-
Average age of principal operator (years)	48.2

Economic Characteristics

Item	Quantity
Farms by value of sales:	
Less than \$1,000	12
\$1,000 to \$2,499	12
\$2,500 to \$4,999	3
\$5,000 to \$9,999	3
\$10,000 to \$49,999	4
\$50,000 to \$99,999	-
\$100,000 to \$249,999	-
\$250,000 to \$499,999	-
\$500,000 or more	-
Total farm production expenses (\$1,000)	298
Average per farm (\$)	8,772
Net cash farm income of operation (\$1,000)	-124
Average per farm (\$)	-3,636
Value of agricultural products sold directly to individuals for human consumption (\$1,000)	(D)
Total organic product sales (\$1,000)	-
Total income from farm-related sources, gross before taxes and expenses (\$1,000)	25

See "Census of Agriculture, Volume 1, Geographic Area Series" for complete footnotes, explanations, definitions, and methodology.
(D) Cannot be disclosed. (Z) Less than half of the unit shown.

2007 CENSUS OF AGRICULTURE



Wolfe County – Kentucky

Farms with Spanish, Hispanic, or Latino Operators Compared with All Farms

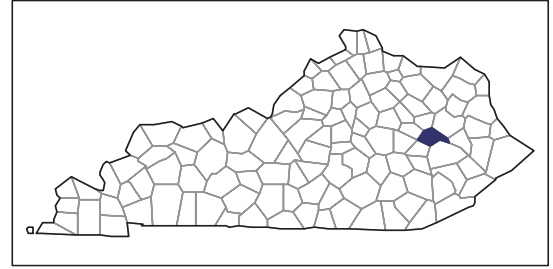
Data are not available at this geographic level for farms with Spanish, Hispanic, or Latino operators.



United States Department of Agriculture
National Agricultural Statistics Service

www.agcensus.usda.gov

2007 CENSUS OF AGRICULTURE



Wolfe County – Kentucky

Farms with American Indian or Alaska Native Operators Compared with All Farms

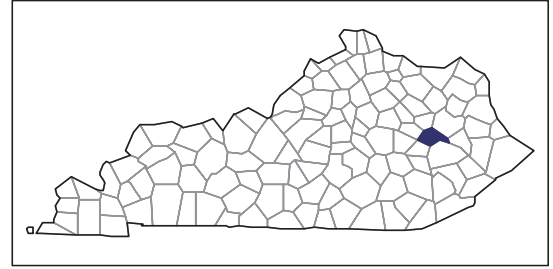
Data are not available at this geographic level for farms with American Indian or Alaska Native operators.



United States Department of Agriculture
National Agricultural Statistics Service

www.agcensus.usda.gov

2007 CENSUS OF AGRICULTURE



Wolfe County – Kentucky

Farms with Asian Operators Compared with All Farms

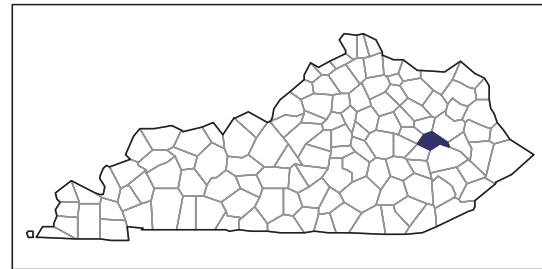
Data are not available at this geographic level for farms with Asian operators.



United States Department of Agriculture
National Agricultural Statistics Service

www.agcensus.usda.gov

2007 CENSUS OF AGRICULTURE



Wolfe County – Kentucky

Farms with Black or African American Operators Compared with All Farms

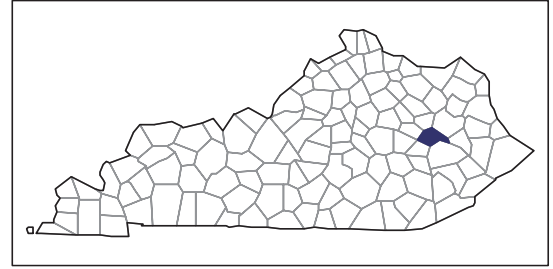
Data are not available at this geographic level for farms with Black or African American operators.



United States Department of Agriculture
National Agricultural Statistics Service

www.agcensus.usda.gov

2007 CENSUS OF AGRICULTURE



Wolfe County – Kentucky

Farms with Native Hawaiian or Other Pacific Islander Operators Compared with All Farms

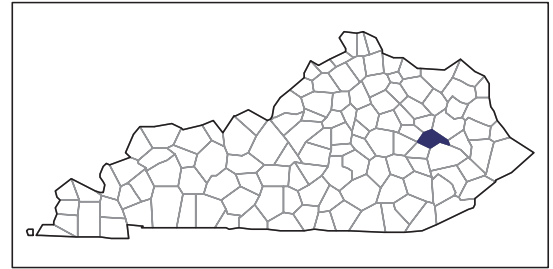
Data are not available at this geographic level for farms with Native Hawaiian or Other Pacific Islander operators.



United States Department of Agriculture
National Agricultural Statistics Service

www.agcensus.usda.gov

2007 CENSUS OF AGRICULTURE



Wolfe County – Kentucky

Farms with White Operators Compared with All Farms

Data are not available at this geographic level for farms with White operators.



United States Department of Agriculture
National Agricultural Statistics Service

www.agcensus.usda.gov

