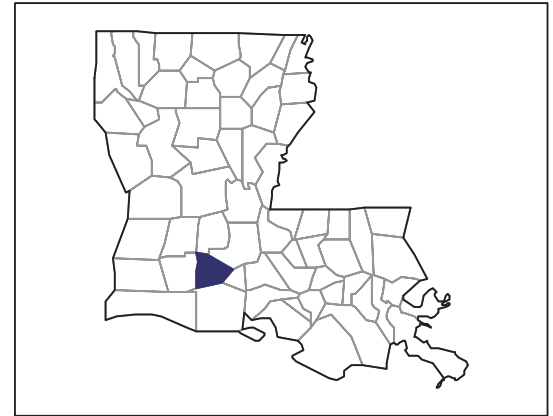


# 2007 CENSUS OF AGRICULTURE



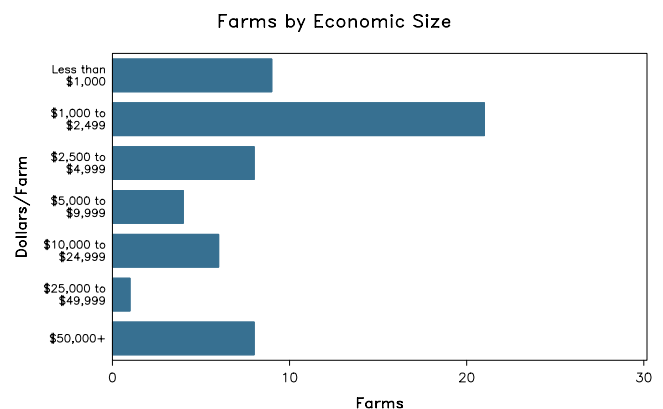
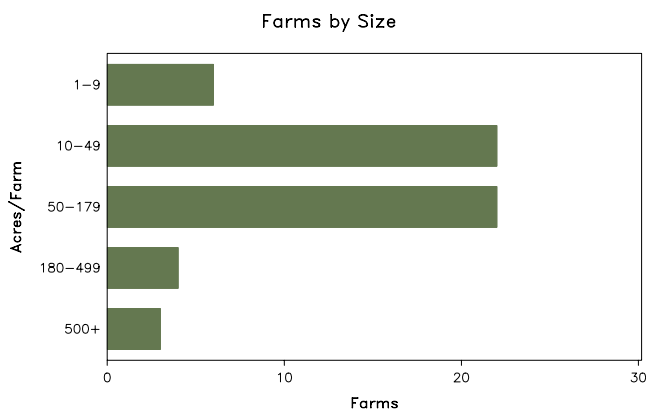
## Acadia Parish – Louisiana

### Farms with Women Principal Operators Compared with All Farms

	Women Principal Operators	All Farms
<b>Number of Farms</b>	57	905
<b>Land in Farms</b>	7,578 acres	232,934 acres
<b>Average Size of Farm</b>	133 acres	257 acres
<b>Market Value of Products Sold</b>	\$1,362,000	\$69,099,000
Crop Sales	\$829,000	\$60,646,000
Livestock Sales	\$533,000	\$8,453,000
Average Per Farm	\$23,902	\$76,353
<b>Government Payments</b>	\$263,000	\$7,612,000
Average Per Farm Receiving Payments	\$6,733	\$14,925

See footnotes on reverse page.

### Farms with Women Principal Operators



# 2007 CENSUS OF AGRICULTURE

## Acadia Parish – Louisiana Farms with Women Principal Operators

### Selected Highlights

Item	Farms	Quantity
<b>MARKET VALUE OF AGRICULTURAL PRODUCTS SOLD (\$1,000)</b>		
Total value of agricultural products sold	57	1,362
Value of crops including nursery and greenhouse	13	829
Value of livestock, poultry, and their products	29	533
<b>VALUE OF SALES BY COMMODITY GROUP (\$1,000)</b>		
Grains, oilseeds, dry beans, and dry peas	6	(D)
Tobacco	-	-
Cotton and cottonseed	-	-
Vegetables, melons, potatoes and sweet potatoes	-	-
Fruits, tree nuts, and berries	-	-
Nursery, greenhouse, floriculture, and sod	1	(D)
Cut Christmas trees and short rotation woody crops	-	-
Other crops and hay	6	(D)
Poultry and eggs	4	2
Cattle and calves	17	(D)
Milk and other dairy products from cows	-	-
Hogs and pigs	-	-
Sheep, goats, and their products	-	-
Horses, ponies, mules, burros, and donkeys	6	(D)
Aquaculture	4	(D)
Other animals and other animal products	1	(D)
<b>TOP CROP ITEMS (acres)</b>		
Rice	6	(D)
Soybeans for beans	3	434
Forage - land used for all hay and haylage, grass silage, and greenchop	10	266
<b>TOP LIVESTOCK INVENTORY ITEMS (number)</b>		
Cattle and calves	25	715
Rabbits and their pelts	1	(D)
Layers	4	126
Ducks	1	(D)
Horses and ponies	13	68

### Operator Characteristics

Item	Quantity
Primary occupation:	
Farming	20
Other	37
Days worked off farm:	
None	26
Any	31
Years on present farm:	
2 years or less	-
3 to 4 years	13
5 to 9 years	6
10 years or more	38
Age group:	
Under 45 years	5
45 to 64 years	28
65 years and over	24
Average age of principal operator (years)	61.7

### Economic Characteristics

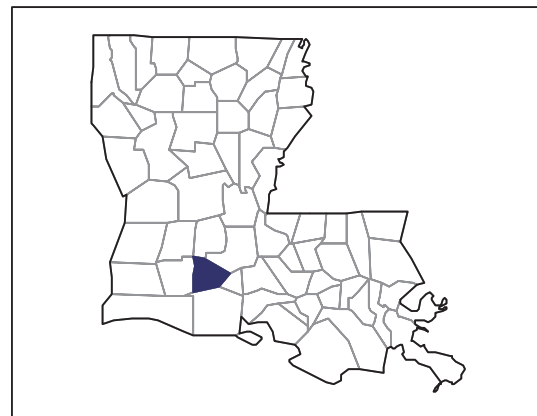
Item	Quantity
Farms by value of sales:	
Less than \$1,000	26
\$1,000 to \$2,499	8
\$2,500 to \$4,999	6
\$5,000 to \$9,999	4
\$10,000 to \$49,999	5
\$50,000 to \$99,999	5
\$100,000 to \$249,999	1
\$250,000 to \$499,999	2
\$500,000 or more	-
Total farm production expenses (\$1,000)	1,144
Average per farm (\$)	20,068
Net cash farm income of operation (\$1,000)	539
Average per farm (\$)	9,455
Value of agricultural products sold directly to individuals for human consumption (\$1,000)	-
Total organic product sales (\$1,000)	-
Total income from farm-related sources, gross before taxes and expenses (\$1,000)	58

See "Census of Agriculture, Volume 1, Geographic Area Series" for complete footnotes, explanations, definitions, and methodology.  
(D) Cannot be disclosed. (Z) Less than half of the unit shown.

# 2007 CENSUS OF AGRICULTURE

## Acadia Parish – Louisiana

### Farms with Spanish, Hispanic, or Latino Operators Compared with All Farms



Data are not available at this geographic level for farms with Spanish, Hispanic, or Latino operators.



United States Department of Agriculture  
National Agricultural Statistics Service

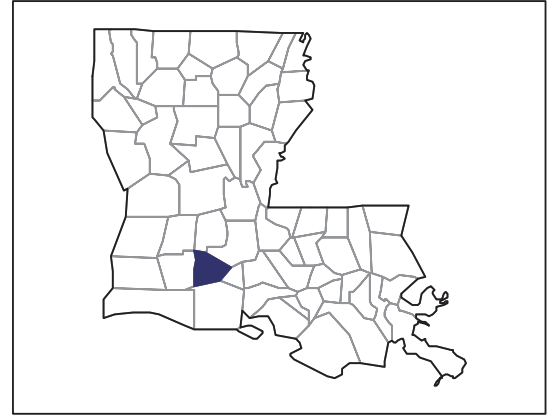
[www.agcensus.usda.gov](http://www.agcensus.usda.gov)



# 2007 CENSUS OF AGRICULTURE

## Acadia Parish – Louisiana

### Farms with American Indian or Alaska Native Operators Compared with All Farms



Data are not available at this geographic level for farms with American Indian or Alaska Native operators.



United States Department of Agriculture  
National Agricultural Statistics Service

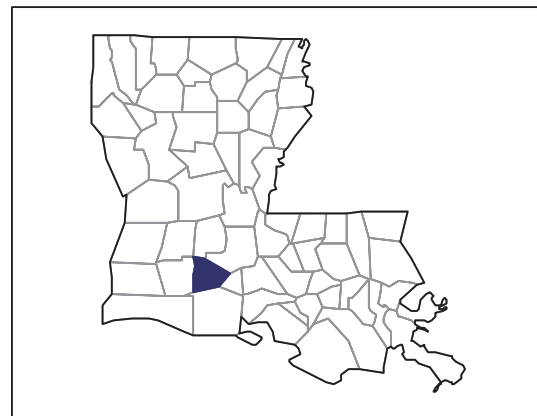
[www.agcensus.usda.gov](http://www.agcensus.usda.gov)



# 2007 CENSUS OF AGRICULTURE

Acadia Parish – Louisiana

Farms with Asian Operators  
Compared with All Farms



Data are not available at this geographic level for farms with Asian operators.



United States Department of Agriculture  
National Agricultural Statistics Service

[www.agcensus.usda.gov](http://www.agcensus.usda.gov)

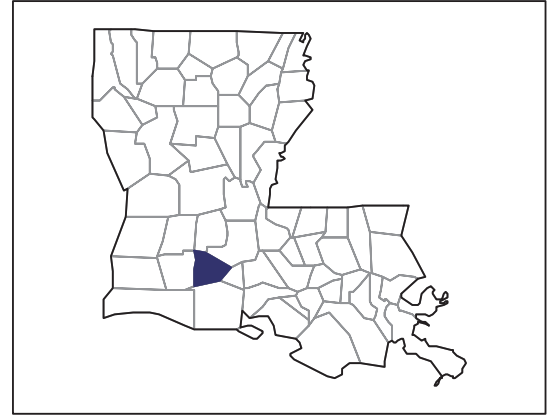




# 2007 CENSUS OF AGRICULTURE

Acadia Parish – Louisiana

Farms with Black or African American Operators Compared with All Farms



Data are not available at this geographic level for farms with Black or African American operators.



United States Department of Agriculture  
National Agricultural Statistics Service

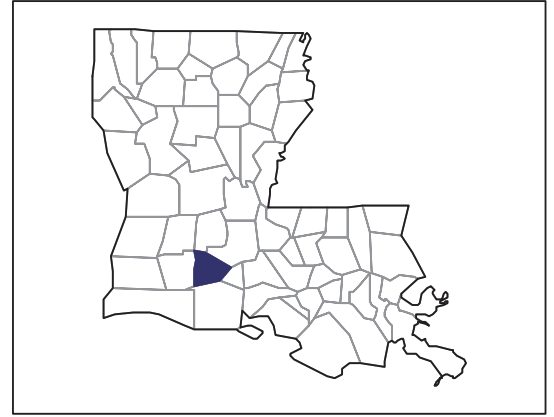
[www.agcensus.usda.gov](http://www.agcensus.usda.gov)



# 2007 CENSUS OF AGRICULTURE

## Acadia Parish – Louisiana

### Farms with Native Hawaiian or Other Pacific Islander Operators Compared with All Farms



Data are not available at this geographic level for farms with Native Hawaiian or Other Pacific Islander operators.



United States Department of Agriculture  
National Agricultural Statistics Service

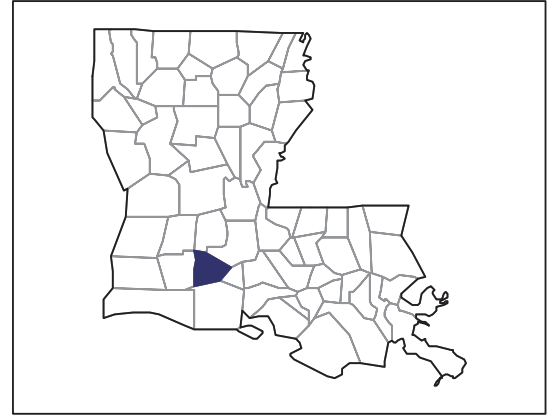
[www.agcensus.usda.gov](http://www.agcensus.usda.gov)



# 2007 CENSUS OF AGRICULTURE

Acadia Parish – Louisiana

Farms with White Operators  
Compared with All Farms



Data are not available at this geographic level for farms with White operators.



United States Department of Agriculture  
National Agricultural Statistics Service

[www.agcensus.usda.gov](http://www.agcensus.usda.gov)

