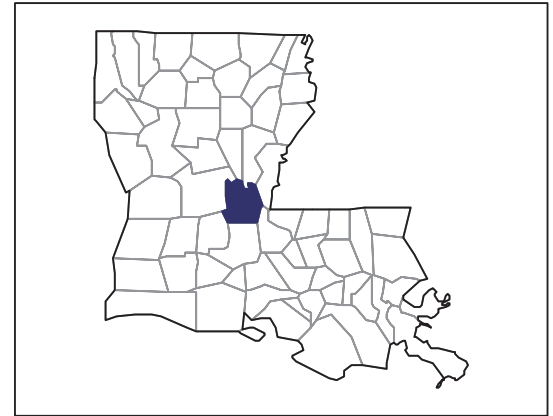


2007 CENSUS OF AGRICULTURE



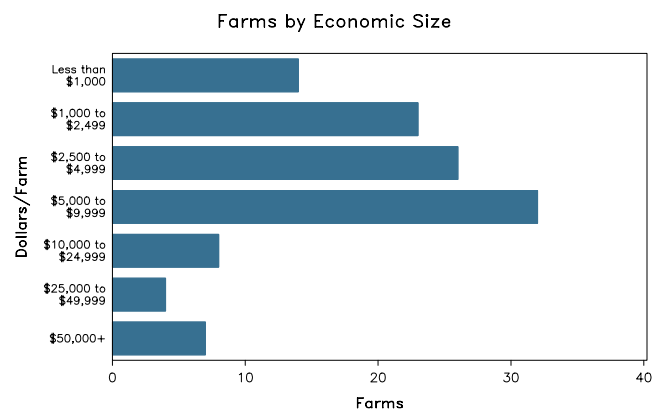
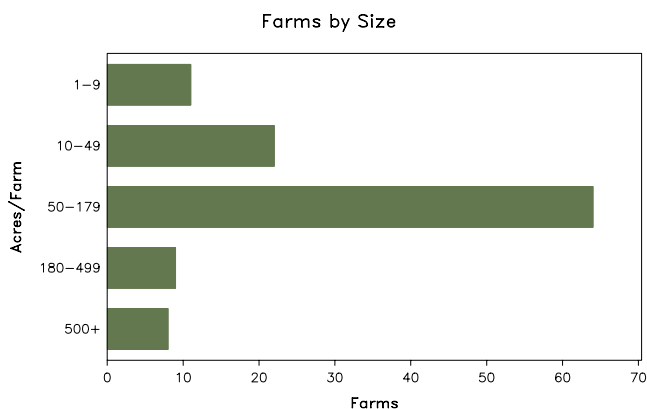
Avoyelles Parish – Louisiana

Farms with Women Principal Operators Compared with All Farms

	Women Principal Operators	All Farms
Number of Farms	114	947
Land in Farms	15,194 acres	278,465 acres
Average Size of Farm	133 acres	294 acres
Market Value of Products Sold	\$985,000	\$75,171,000
Crop Sales	\$190,000	\$67,716,000
Livestock Sales	\$795,000	\$7,456,000
Average Per Farm	\$8,638	\$79,378
Government Payments	\$237,000	\$6,185,000
Average Per Farm Receiving Payments	\$3,765	\$14,350

See footnotes on reverse page.

Farms with Women Principal Operators



2007 CENSUS OF AGRICULTURE

Avoyelles Parish – Louisiana Farms with Women Principal Operators

Selected Highlights

Item	Farms	Quantity
MARKET VALUE OF AGRICULTURAL PRODUCTS SOLD (\$1,000)		
Total value of agricultural products sold	114	985
Value of crops including nursery and greenhouse	18	190
Value of livestock, poultry, and their products	39	795
VALUE OF SALES BY COMMODITY GROUP (\$1,000)		
Grains, oilseeds, dry beans, and dry peas	2	(D)
Tobacco	-	-
Cotton and cottonseed	-	-
Vegetables, melons, potatoes and sweet potatoes	-	-
Fruits, tree nuts, and berries	5	(D)
Nursery, greenhouse, floriculture, and sod	4	(D)
Cut Christmas trees and short rotation woody crops	-	-
Other crops and hay	7	(D)
Poultry and eggs	10	(D)
Cattle and calves	37	762
Milk and other dairy products from cows	-	-
Hogs and pigs	2	(D)
Sheep, goats, and their products	5	10
Horses, ponies, mules, burros, and donkeys	3	13
Aquaculture	2	(D)
Other animals and other animal products	2	(D)
TOP CROP ITEMS (acres)		
Forage - land used for all hay and haylage, grass silage, and greenchop	24	2,583
Soybeans for beans	3	(D)
Pecans, all	5	102
Short-rotation woody crops	1	(D)
Corn for grain	1	(D)
TOP LIVESTOCK INVENTORY ITEMS (number)		
Cattle and calves	43	4,220
Layers	10	294
Quail	3	(D)
Sheep and lambs	3	78
Horses and ponies	8	78

Operator Characteristics

Item	Quantity
Primary occupation:	
Farming	33
Other	81
Days worked off farm:	
None	40
Any	74
Years on present farm:	
2 years or less	2
3 to 4 years	21
5 to 9 years	13
10 years or more	78
Age group:	
Under 45 years	9
45 to 64 years	49
65 years and over	56
Average age of principal operator (years)	64.2

Economic Characteristics

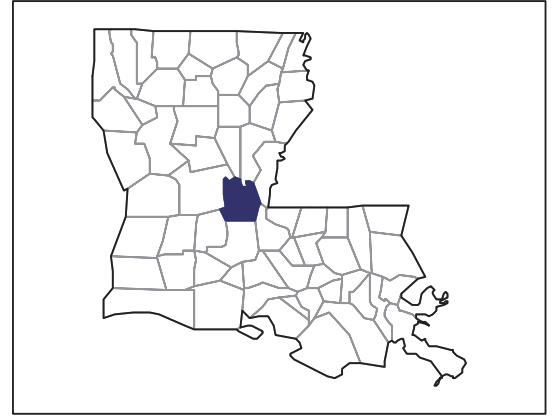
Item	Quantity
Farms by value of sales:	
Less than \$1,000	65
\$1,000 to \$2,499	5
\$2,500 to \$4,999	7
\$5,000 to \$9,999	20
\$10,000 to \$49,999	10
\$50,000 to \$99,999	7
\$100,000 to \$249,999	-
\$250,000 to \$499,999	-
\$500,000 or more	-
Total farm production expenses (\$1,000)	835
Average per farm (\$)	7,329
Net cash farm income of operation (\$1,000)	428
Average per farm (\$)	3,757
Value of agricultural products sold directly to individuals for human consumption (\$1,000)	4
Total organic product sales (\$1,000)	-
Total income from farm-related sources, gross before taxes and expenses (\$1,000)	42

See "Census of Agriculture, Volume 1, Geographic Area Series" for complete footnotes, explanations, definitions, and methodology.
(D) Cannot be disclosed. (Z) Less than half of the unit shown.

2007 CENSUS OF AGRICULTURE

Avoyelles Parish – Louisiana

Farms with Spanish, Hispanic, or Latino Operators Compared with All Farms



Data are not available at this geographic level for farms with Spanish, Hispanic, or Latino operators.



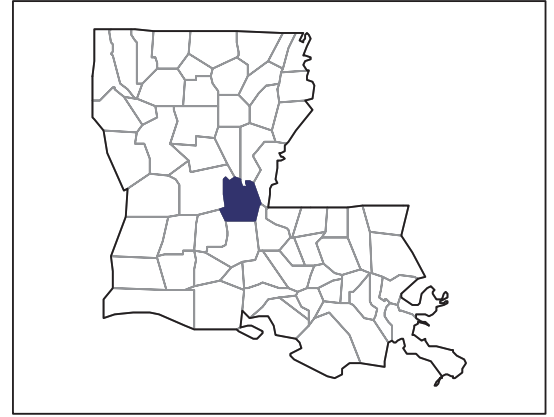
United States Department of Agriculture
National Agricultural Statistics Service

www.agcensus.usda.gov

2007 CENSUS OF AGRICULTURE

Avoyelles Parish – Louisiana

Farms with American Indian or Alaska Native Operators Compared with All Farms



Data are not available at this geographic level for farms with American Indian or Alaska Native operators.



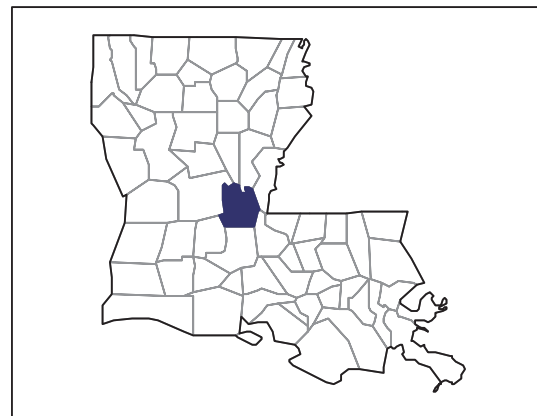
United States Department of Agriculture
National Agricultural Statistics Service

www.agcensus.usda.gov

2007 CENSUS OF AGRICULTURE

Avoyelles Parish – Louisiana

**Farms with Asian Operators
Compared with All Farms**



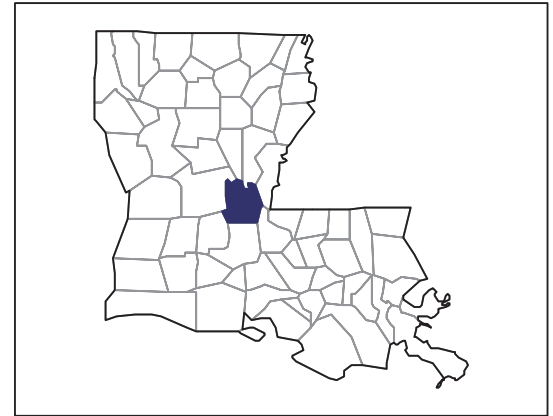
Data are not available at this geographic level for farms with Asian operators.



United States Department of Agriculture
National Agricultural Statistics Service

www.agcensus.usda.gov

2007 CENSUS OF AGRICULTURE



Avoyelles Parish – Louisiana

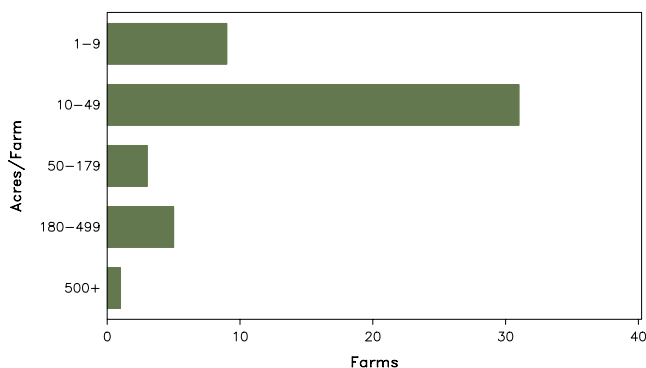
Farms with Black or African American Operators Compared with All Farms

	Black or African American Operators ²	All Farms
Number of Farm Operators ¹	59	1,296
Number of Farms	49	947
Land in Farms	3,896 acres	278,465 acres
Average Size of Farm	80 acres	294 acres
Market Value of Products Sold	\$655,000	\$75,171,000
Crop Sales	\$621,000	\$67,716,000
Livestock Sales	\$34,000	\$7,456,000
Average Per Farm	\$13,374	\$79,378
Government Payments	\$96,000	\$6,185,000
Average Per Farm Receiving Payments	\$5,666	\$14,350

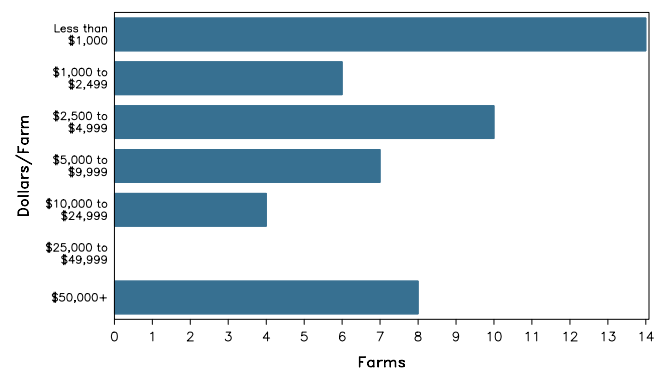
See footnotes on reverse page.

Farms with Black or African American Operators

Farms by Size



Farms by Economic Size



2007 CENSUS OF AGRICULTURE

Avoyelles Parish – Louisiana Farms with Black or African American Operators

Selected Highlights

Item	Farms	Quantity
MARKET VALUE OF AGRICULTURAL PRODUCTS SOLD (\$1,000)		
Total value of agricultural products sold	49	655
Value of crops including nursery and greenhouse	19	621
Value of livestock, poultry, and their products	14	34
VALUE OF SALES BY COMMODITY GROUP (\$1,000)		
Grains, oilseeds, dry beans, and dry peas	8	82
Tobacco	-	-
Cotton and cottonseed	-	-
Vegetables, melons, potatoes and sweet potatoes	8	(D)
Fruits, tree nuts, and berries	1	(D)
Nursery, greenhouse, floriculture, and sod	1	(D)
Cut Christmas trees and short rotation woody crops	-	-
Other crops and hay	3	12
Poultry and eggs	3	8
Cattle and calves	5	19
Milk and other dairy products from cows	-	-
Hogs and pigs	6	7
Sheep, goats, and their products	-	-
Horses, ponies, mules, burros, and donkeys	-	-
Aquaculture	-	-
Other animals and other animal products	-	-
TOP CROP ITEMS (acres)		
Soybeans for beans	8	528
Vegetables harvested for sale	8	240
Sweet potatoes	8	240
Forage - land used for all hay and haylage, grass silage, and greenchop	4	157
Nursery stock	1	(D)
TOP LIVESTOCK INVENTORY ITEMS (number)		
Layers	3	187
Cattle and calves	11	167
Hogs and pigs	8	130
Pullets for laying flock replacement	2	(D)
Horses and ponies	9	58

Operator Characteristics

Item	Quantity
Primary occupation:	
Farming	21
Other	38
Days worked off farm:	
None	27
Any	32
Years on present farm:	
2 years or less	11
3 to 4 years	5
5 to 9 years	3
10 years or more	40
Age group:	
Under 45 years	20
45 to 64 years	18
65 years and over	21
Average age (years)	53.6

Economic Characteristics

Item	Quantity
Farms by value of sales:	
Less than \$1,000	21
\$1,000 to \$2,499	4
\$2,500 to \$4,999	8
\$5,000 to \$9,999	6
\$10,000 to \$49,999	4
\$50,000 to \$99,999	5
\$100,000 to \$249,999	1
\$250,000 to \$499,999	-
\$500,000 or more	-
Total farm production expenses (\$1,000)	1,030
Average per farm (\$)	21,027
Net cash farm income of operation (\$1,000)	-246
Average per farm (\$)	-5,011
Value of agricultural products sold directly to individuals for human consumption (\$1,000)	(D)
Total organic product sales (\$1,000)	-
Total income from farm-related sources, gross before taxes and expenses (\$1,000)	33

See "Census of Agriculture, Volume 1, Geographic Area Series" for complete footnotes, explanations, definitions, and methodology.

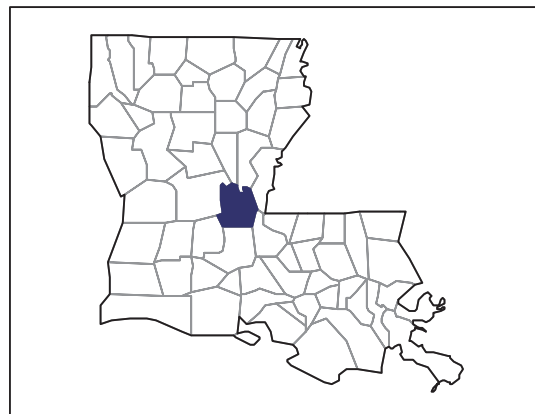
(D) Cannot be disclosed. (Z) Less than half of the unit shown.

¹ Data were collected for a maximum of three operators per farm. ² Operators reporting selected race alone or in combination with other races.

2007 CENSUS OF AGRICULTURE

Avoyelles Parish – Louisiana

Farms with Native Hawaiian or Other Pacific Islander Operators Compared with All Farms



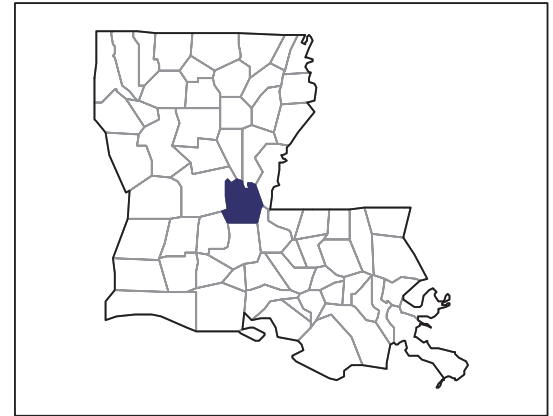
Data are not available at this geographic level for farms with Native Hawaiian or Other Pacific Islander operators.



United States Department of Agriculture
National Agricultural Statistics Service

www.agcensus.usda.gov

2007 CENSUS OF AGRICULTURE



Avoyelles Parish – Louisiana

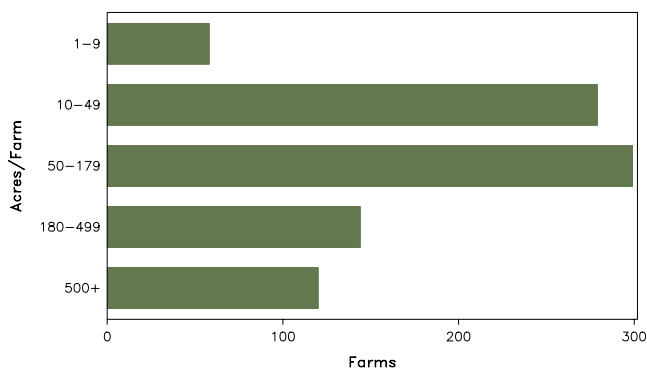
Farms with White Operators Compared with All Farms

	White Operators ²	All Farms
Number of Farm Operators ¹	1,231	1,296
Number of Farms	900	947
Land in Farms	273,672 acres	278,465 acres
Average Size of Farm	304 acres	294 acres
Market Value of Products Sold	\$74,322,000	\$75,171,000
Crop Sales	\$67,099,000	\$67,716,000
Livestock Sales	\$7,223,000	\$7,456,000
Average Per Farm	\$82,580	\$79,378
Government Payments	\$6,074,000	\$6,185,000
Average Per Farm Receiving Payments	\$14,532	\$14,350

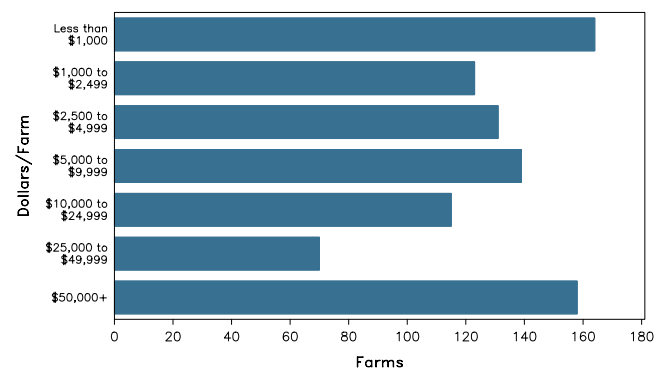
See footnotes on reverse page.

Farms with White Operators

Farms by Size



Farms by Economic Size



2007 CENSUS OF AGRICULTURE

Avoyelles Parish – Louisiana Farms with White Operators

Selected Highlights

Item	Farms	Quantity
MARKET VALUE OF AGRICULTURAL PRODUCTS SOLD (\$1,000)		
Total value of agricultural products sold	900	74,322
Value of crops including nursery and greenhouse	340	67,099
Value of livestock, poultry, and their products	414	7,223
VALUE OF SALES BY COMMODITY GROUP (\$1,000)		
Grains, oilseeds, dry beans, and dry peas	195	40,515
Tobacco	-	-
Cotton and cottonseed	40	7,635
Vegetables, melons, potatoes and sweet potatoes	30	(D)
Fruits, tree nuts, and berries	25	(D)
Nursery, greenhouse, floriculture, and sod	9	(D)
Cut Christmas trees and short rotation woody crops	2	(D)
Other crops and hay	129	13,192
Poultry and eggs	40	34
Cattle and calves	357	6,335
Milk and other dairy products from cows	1	(D)
Hogs and pigs	16	114
Sheep, goats, and their products	15	(D)
Horses, ponies, mules, burros, and donkeys	25	58
Aquaculture	15	208
Other animals and other animal products	11	451
TOP CROP ITEMS (acres)		
Soybeans for beans	139	54,925
Sorghum for grain	99	(D)
Cotton, all	41	16,784
Sugarcane for sugar	20	15,297
Forage - land used for all hay and haylage, grass silage, and greenchop	277	13,208
TOP LIVESTOCK INVENTORY ITEMS (number)		
Cattle and calves	394	26,128
Colonies of bees	8	8,011
Layers	45	1,337
Horses and ponies	129	675
Hogs and pigs	33	514

Operator Characteristics

Item	Quantity
Primary occupation:	
Farming	494
Other	737
Days worked off farm:	
None	432
Any	799
Years on present farm:	
2 years or less	65
3 to 4 years	84
5 to 9 years	227
10 years or more	855
Age group:	
Under 45 years	262
45 to 64 years	641
65 years and over	328
Average age (years)	55.1

Economic Characteristics

Item	Quantity
Farms by value of sales:	
Less than \$1,000	309
\$1,000 to \$2,499	75
\$2,500 to \$4,999	88
\$5,000 to \$9,999	103
\$10,000 to \$49,999	172
\$50,000 to \$99,999	41
\$100,000 to \$249,999	27
\$250,000 to \$499,999	34
\$500,000 or more	51
Total farm production expenses (\$1,000)	57,437
Average per farm (\$)	63,819
Net cash farm income of operation (\$1,000)	25,375
Average per farm (\$)	28,194
Value of agricultural products sold directly to individuals for human consumption (\$1,000)	(D)
Total organic product sales (\$1,000)	(D)
Total income from farm-related sources, gross before taxes and expenses (\$1,000)	2,415

See "Census of Agriculture, Volume 1, Geographic Area Series" for complete footnotes, explanations, definitions, and methodology.

(D) Cannot be disclosed. (Z) Less than half of the unit shown.

¹ Data were collected for a maximum of three operators per farm. ² Operators reporting selected race alone or in combination with other races.