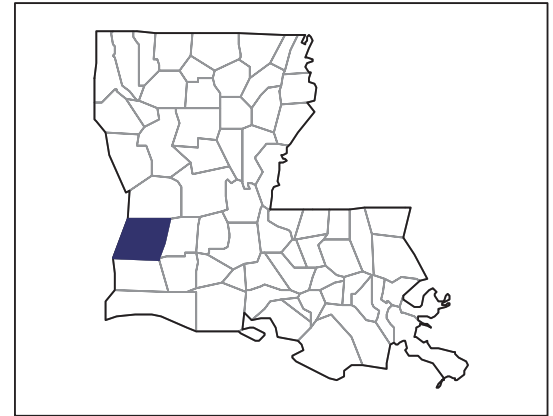


2007 CENSUS OF AGRICULTURE



Beaufort Parish – Louisiana

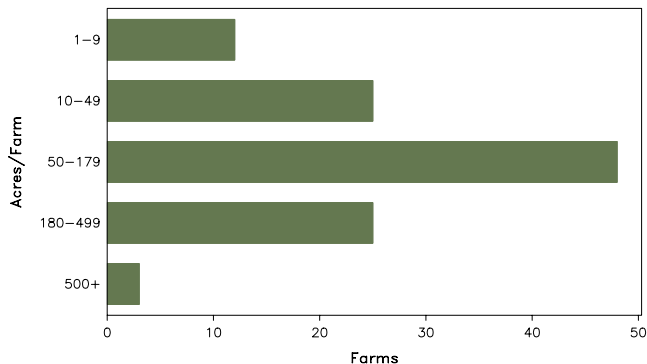
Farms with Women Principal Operators Compared with All Farms

	Women Principal Operators	All Farms
Number of Farms	113	909
Land in Farms	15,915 acres	178,950 acres
Average Size of Farm	141 acres	197 acres
Market Value of Products Sold	\$1,283,000	\$11,487,000
Crop Sales	(D)	\$3,653,000
Livestock Sales	(D)	\$7,834,000
Average Per Farm	\$11,358	\$12,637
Government Payments	\$195,000	\$1,401,000
Average Per Farm Receiving Payments	\$4,231	\$6,457

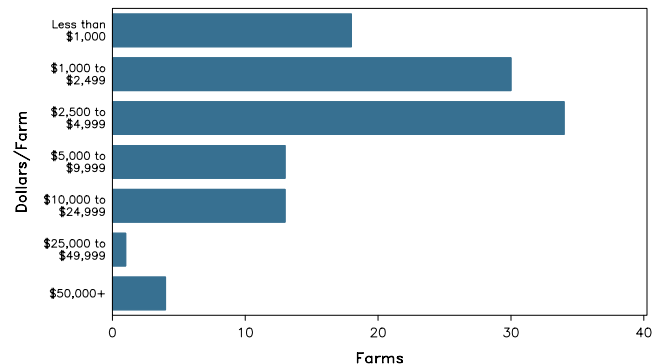
See footnotes on reverse page.

Farms with Women Principal Operators

Farms by Size



Farms by Economic Size



2007 CENSUS OF AGRICULTURE

Beauregard Parish – Louisiana Farms with Women Principal Operators

Selected Highlights

Item	Farms	Quantity
MARKET VALUE OF AGRICULTURAL PRODUCTS SOLD (\$1,000)		
Total value of agricultural products sold	113	1,283
Value of crops including nursery and greenhouse	13	(D)
Value of livestock, poultry, and their products	59	(D)
VALUE OF SALES BY COMMODITY GROUP (\$1,000)		
Grains, oilseeds, dry beans, and dry peas	1	(D)
Tobacco	-	-
Cotton and cottonseed	-	-
Vegetables, melons, potatoes and sweet potatoes	4	9
Fruits, tree nuts, and berries	1	(D)
Nursery, greenhouse, floriculture, and sod	-	-
Cut Christmas trees and short rotation woody crops	-	-
Other crops and hay	7	(D)
Poultry and eggs	10	(D)
Cattle and calves	39	(D)
Milk and other dairy products from cows	-	-
Hogs and pigs	2	(D)
Sheep, goats, and their products	5	2
Horses, ponies, mules, burros, and donkeys	19	(D)
Aquaculture	-	-
Other animals and other animal products	1	(D)
TOP CROP ITEMS (acres)		
Forage - land used for all hay and haylage, grass silage, and greenchop	35	837
Soybeans for beans	1	(D)
Wheat for grain, all	1	(D)
Rice	1	(D)
Vegetables harvested for sale	4	53
TOP LIVESTOCK INVENTORY ITEMS (number)		
Cattle and calves	51	1,762
Quail	1	(D)
Horses and ponies	41	296
Layers	10	218
Sheep and lambs	4	100

Operator Characteristics

Item	Quantity
Primary occupation:	
Farming	38
Other	75
Days worked off farm:	
None	59
Any	54
Years on present farm:	
2 years or less	2
3 to 4 years	18
5 to 9 years	10
10 years or more	83
Age group:	
Under 45 years	12
45 to 64 years	54
65 years and over	47
Average age of principal operator (years)	60.6

Economic Characteristics

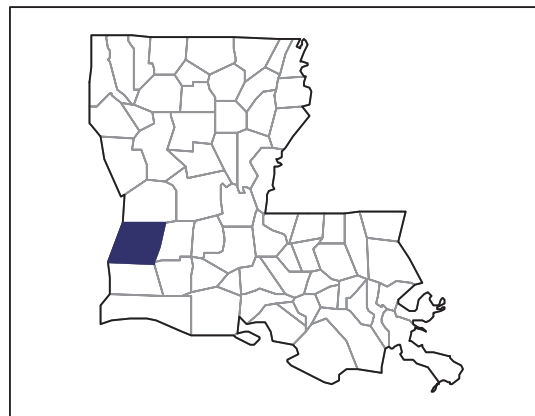
Item	Quantity
Farms by value of sales:	
Less than \$1,000	51
\$1,000 to \$2,499	16
\$2,500 to \$4,999	22
\$5,000 to \$9,999	7
\$10,000 to \$49,999	13
\$50,000 to \$99,999	2
\$100,000 to \$249,999	1
\$250,000 to \$499,999	-
\$500,000 or more	1
Total farm production expenses (\$1,000)	1,573
Average per farm (\$)	13,924
Net cash farm income of operation (\$1,000)	-29
Average per farm (\$)	-255
Value of agricultural products sold directly to individuals for human consumption (\$1,000)	(D)
Total organic product sales (\$1,000)	-
Total income from farm-related sources, gross before taxes and expenses (\$1,000)	66

See "Census of Agriculture, Volume 1, Geographic Area Series" for complete footnotes, explanations, definitions, and methodology.
(D) Cannot be disclosed. (Z) Less than half of the unit shown.

2007 CENSUS OF AGRICULTURE

Beauregard Parish – Louisiana

Farms with Spanish, Hispanic, or Latino Operators Compared with All Farms



Data are not available at this geographic level for farms with Spanish, Hispanic, or Latino operators.



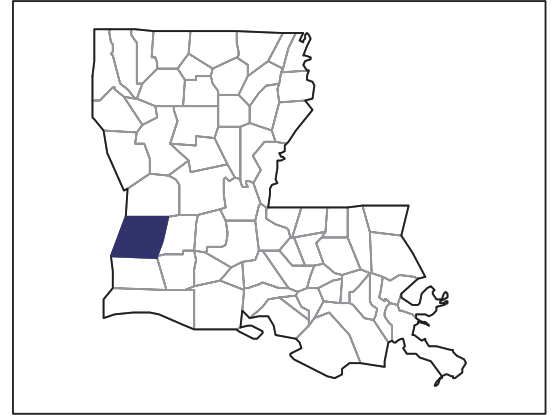
United States Department of Agriculture
National Agricultural Statistics Service

www.agcensus.usda.gov

2007 CENSUS OF AGRICULTURE

Beauregard Parish – Louisiana

Farms with American Indian or Alaska Native Operators Compared with All Farms



Data are not available at this geographic level for farms with American Indian or Alaska Native operators.



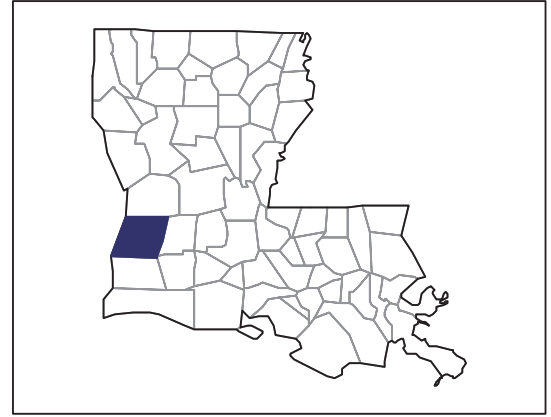
United States Department of Agriculture
National Agricultural Statistics Service

www.agcensus.usda.gov

2007 CENSUS OF AGRICULTURE

Beauregard Parish – Louisiana

**Farms with Asian Operators
Compared with All Farms**



Data are not available at this geographic level for farms with Asian operators.



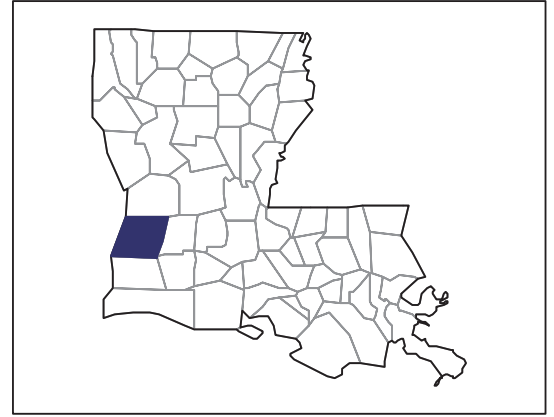
United States Department of Agriculture
National Agricultural Statistics Service

www.agcensus.usda.gov

2007 CENSUS OF AGRICULTURE

Beauregard Parish – Louisiana

Farms with Black or African American Operators Compared with All Farms



Data are not available at this geographic level for farms with Black or African American operators.



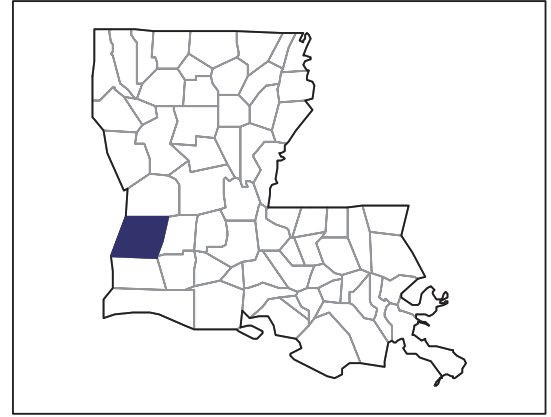
United States Department of Agriculture
National Agricultural Statistics Service

www.agcensus.usda.gov

2007 CENSUS OF AGRICULTURE

Beauregard Parish – Louisiana

Farms with Native Hawaiian or Other Pacific Islander Operators Compared with All Farms



Data are not available at this geographic level for farms with Native Hawaiian or Other Pacific Islander operators.



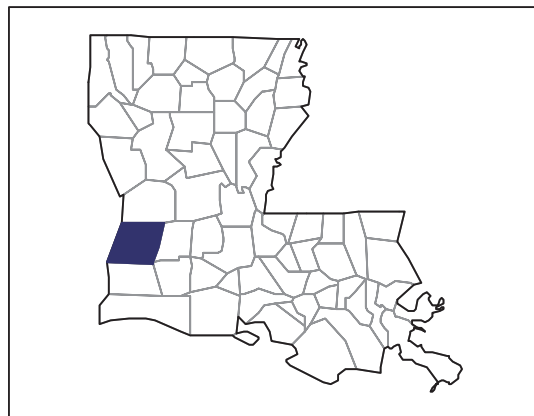
United States Department of Agriculture
National Agricultural Statistics Service

www.agcensus.usda.gov

2007 CENSUS OF AGRICULTURE

Beauregard Parish – Louisiana

Farms with White Operators Compared with All Farms



Data are not available at this geographic level for farms with White operators.



United States Department of Agriculture
National Agricultural Statistics Service

www.agcensus.usda.gov

