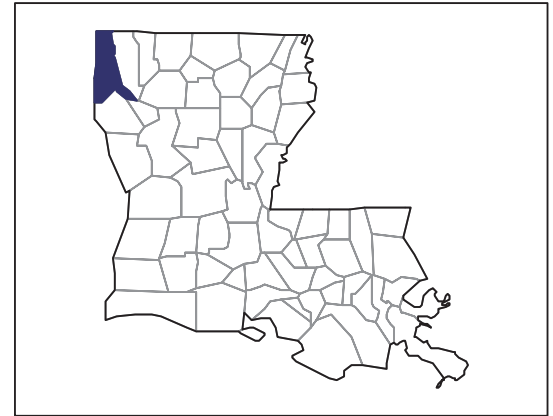


2007 CENSUS OF AGRICULTURE



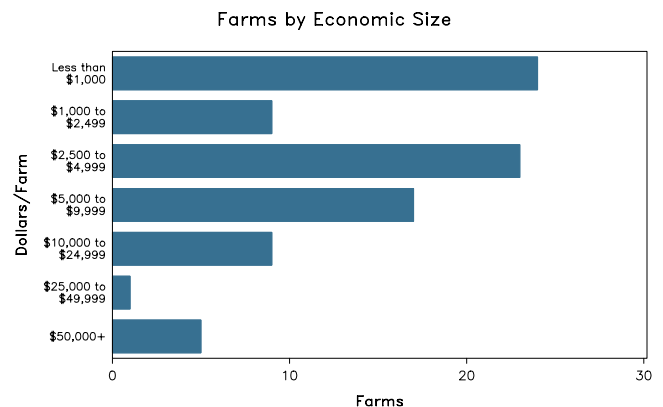
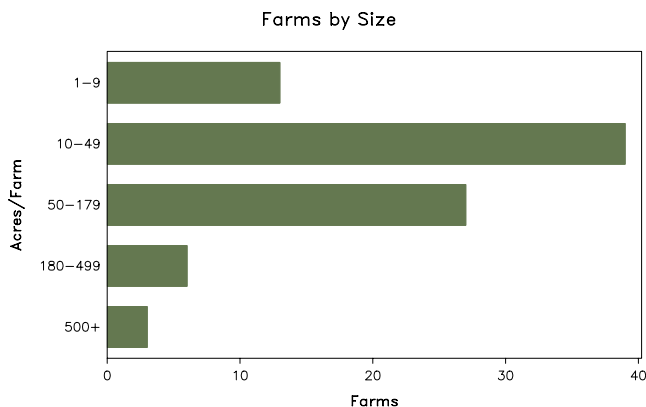
Caddo Parish – Louisiana

Farms with Women Principal Operators Compared with All Farms

	Women Principal Operators	All Farms
Number of Farms	88	625
Land in Farms	8,264 acres	151,215 acres
Average Size of Farm	94 acres	242 acres
Market Value of Products Sold	\$1,211,000	\$33,034,000
Crop Sales	\$881,000	\$25,873,000
Livestock Sales	\$331,000	\$7,161,000
Average Per Farm	\$13,764	\$52,854
Government Payments	\$162,000	\$3,956,000
Average Per Farm Receiving Payments	\$17,947	\$49,454

See footnotes on reverse page.

Farms with Women Principal Operators



2007 CENSUS OF AGRICULTURE

Caddo Parish – Louisiana Farms with Women Principal Operators

Selected Highlights

Item	Farms	Quantity
MARKET VALUE OF AGRICULTURAL PRODUCTS SOLD (\$1,000)		
Total value of agricultural products sold	88	1,211
Value of crops including nursery and greenhouse	26	881
Value of livestock, poultry, and their products	46	331
VALUE OF SALES BY COMMODITY GROUP (\$1,000)		
Grains, oilseeds, dry beans, and dry peas	-	-
Tobacco	-	-
Cotton and cottonseed	1	(D)
Vegetables, melons, potatoes and sweet potatoes	5	(D)
Fruits, tree nuts, and berries	6	8
Nursery, greenhouse, floriculture, and sod	8	(D)
Cut Christmas trees and short rotation woody crops	-	-
Other crops and hay	12	73
Poultry and eggs	6	(D)
Cattle and calves	26	(D)
Milk and other dairy products from cows	-	-
Hogs and pigs	-	-
Sheep, goats, and their products	3	4
Horses, ponies, mules, burros, and donkeys	20	166
Aquaculture	-	-
Other animals and other animal products	5	(D)
TOP CROP ITEMS (acres)		
Cotton, all	1	(D)
Forage - land used for all hay and haylage, grass silage, and greenchop	22	1,015
Sod harvested	1	(D)
Nursery stock	5	(D)
Pecans, all	2	(D)
TOP LIVESTOCK INVENTORY ITEMS (number)		
Cattle and calves	31	693
Horses and ponies	43	368
Goats, all	11	106
Layers	7	94
Ducks	7	36

Operator Characteristics

Item	Quantity
Primary occupation:	
Farming	36
Other	52
Days worked off farm:	
None	43
Any	45
Years on present farm:	
2 years or less	5
3 to 4 years	6
5 to 9 years	27
10 years or more	50
Age group:	
Under 45 years	13
45 to 64 years	47
65 years and over	28
Average age of principal operator (years)	59.7

Economic Characteristics

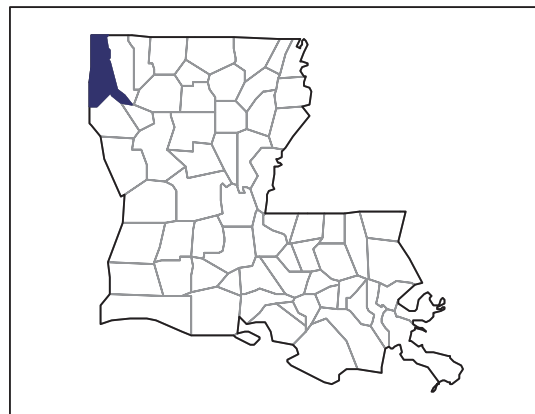
Item	Quantity
Farms by value of sales:	
Less than \$1,000	29
\$1,000 to \$2,499	9
\$2,500 to \$4,999	18
\$5,000 to \$9,999	17
\$10,000 to \$49,999	10
\$50,000 to \$99,999	4
\$100,000 to \$249,999	-
\$250,000 to \$499,999	-
\$500,000 or more	1
Total farm production expenses (\$1,000)	2,003
Average per farm (\$)	22,765
Net cash farm income of operation (\$1,000)	-138
Average per farm (\$)	-1,573
Value of agricultural products sold directly to individuals for human consumption (\$1,000)	14
Total organic product sales (\$1,000)	-
Total income from farm-related sources, gross before taxes and expenses (\$1,000)	(D)

See "Census of Agriculture, Volume 1, Geographic Area Series" for complete footnotes, explanations, definitions, and methodology.
(D) Cannot be disclosed. (Z) Less than half of the unit shown.

2007 CENSUS OF AGRICULTURE

Caddo Parish – Louisiana

Farms with Spanish, Hispanic, or Latino Operators Compared with All Farms



Data are not available at this geographic level for farms with Spanish, Hispanic, or Latino operators.



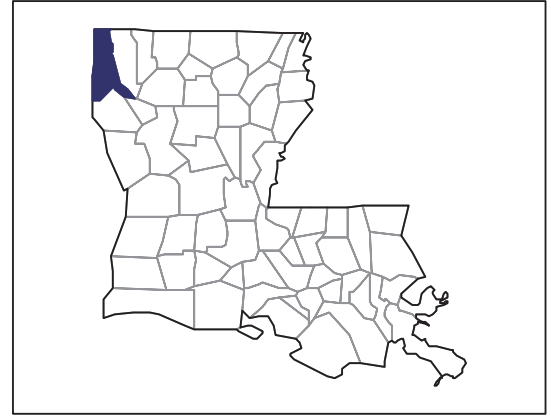
United States Department of Agriculture
National Agricultural Statistics Service

www.agcensus.usda.gov

2007 CENSUS OF AGRICULTURE

Caddo Parish – Louisiana

Farms with American Indian or Alaska Native Operators Compared with All Farms



Data are not available at this geographic level for farms with American Indian or Alaska Native operators.



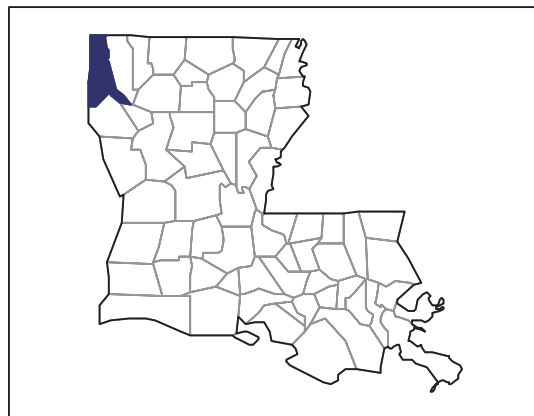
United States Department of Agriculture
National Agricultural Statistics Service

www.agcensus.usda.gov

2007 CENSUS OF AGRICULTURE

Caddo Parish – Louisiana

**Farms with Asian Operators
Compared with All Farms**



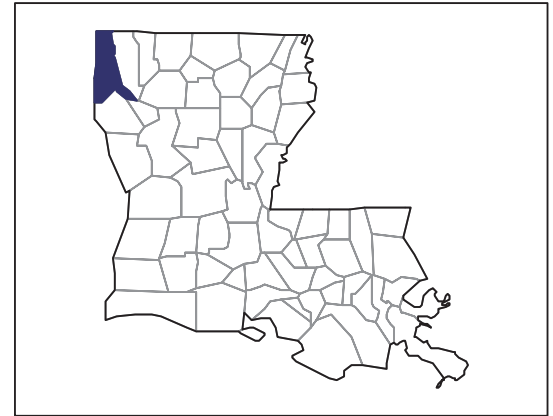
Data are not available at this geographic level for farms with Asian operators.



United States Department of Agriculture
National Agricultural Statistics Service

www.agcensus.usda.gov

2007 CENSUS OF AGRICULTURE



Caddo Parish – Louisiana

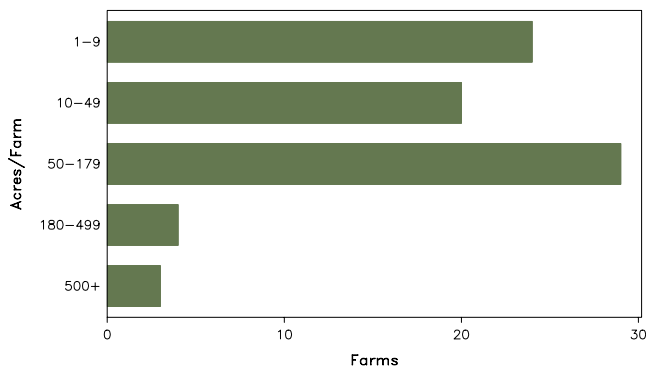
Farms with Black or African American Operators Compared with All Farms

	Black or African American Operators ²	All Farms
Number of Farm Operators ¹	97	961
Number of Farms	80	625
Land in Farms	6,698 acres	151,215 acres
Average Size of Farm	84 acres	242 acres
Market Value of Products Sold	\$926,000	\$33,034,000
Crop Sales	(D)	\$25,873,000
Livestock Sales	(D)	\$7,161,000
Average Per Farm	\$11,572	\$52,854
Government Payments	(D)	\$3,956,000
Average Per Farm Receiving Payments	(D)	\$49,454

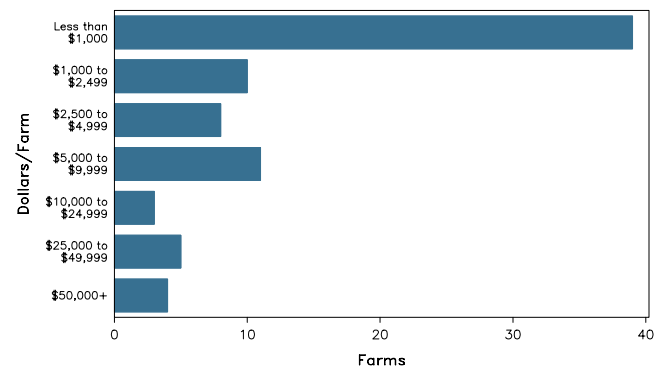
See footnotes on reverse page.

Farms with Black or African American Operators

Farms by Size



Farms by Economic Size



2007 CENSUS OF AGRICULTURE

Caddo Parish – Louisiana Farms with Black or African American Operators

Selected Highlights

Item	Farms	Quantity
MARKET VALUE OF AGRICULTURAL PRODUCTS SOLD (\$1,000)		
Total value of agricultural products sold	80	926
Value of crops including nursery and greenhouse	11	(D)
Value of livestock, poultry, and their products	53	(D)
VALUE OF SALES BY COMMODITY GROUP (\$1,000)		
Grains, oilseeds, dry beans, and dry peas	3	(D)
Tobacco	-	-
Cotton and cottonseed	1	(D)
Vegetables, melons, potatoes and sweet potatoes	3	5
Fruits, tree nuts, and berries	3	(D)
Nursery, greenhouse, floriculture, and sod	-	-
Cut Christmas trees and short rotation woody crops	-	-
Other crops and hay	7	26
Poultry and eggs	6	2
Cattle and calves	42	392
Milk and other dairy products from cows	-	-
Hogs and pigs	-	-
Sheep, goats, and their products	-	-
Horses, ponies, mules, burros, and donkeys	10	(D)
Aquaculture	-	-
Other animals and other animal products	-	-
TOP CROP ITEMS (acres)		
Forage - land used for all hay and haylage, grass silage, and greenchop	19	830
Cotton, all	1	(D)
Corn for grain	1	(D)
Soybeans for beans	1	(D)
Short-rotation woody crops	2	(D)
TOP LIVESTOCK INVENTORY ITEMS (number)		
Cattle and calves	62	1,668
Horses and ponies	24	117
Layers	6	96
Turkeys	2	(D)
Ducks	2	(D)

Operator Characteristics

Item	Quantity
Primary occupation:	
Farming	46
Other	51
Days worked off farm:	
None	33
Any	64
Years on present farm:	
2 years or less	5
3 to 4 years	15
5 to 9 years	19
10 years or more	58
Age group:	
Under 45 years	5
45 to 64 years	60
65 years and over	32
Average age (years)	59.5

Economic Characteristics

Item	Quantity
Farms by value of sales:	
Less than \$1,000	39
\$1,000 to \$2,499	10
\$2,500 to \$4,999	8
\$5,000 to \$9,999	11
\$10,000 to \$49,999	8
\$50,000 to \$99,999	3
\$100,000 to \$249,999	-
\$250,000 to \$499,999	1
\$500,000 or more	-
Total farm production expenses (\$1,000)	1,241
Average per farm (\$)	15,518
Net cash farm income of operation (\$1,000)	218
Average per farm (\$)	2,720
Value of agricultural products sold directly to individuals for human consumption (\$1,000)	7
Total organic product sales (\$1,000)	-
Total income from farm-related sources, gross before taxes and expenses (\$1,000)	(D)

See "Census of Agriculture, Volume 1, Geographic Area Series" for complete footnotes, explanations, definitions, and methodology.

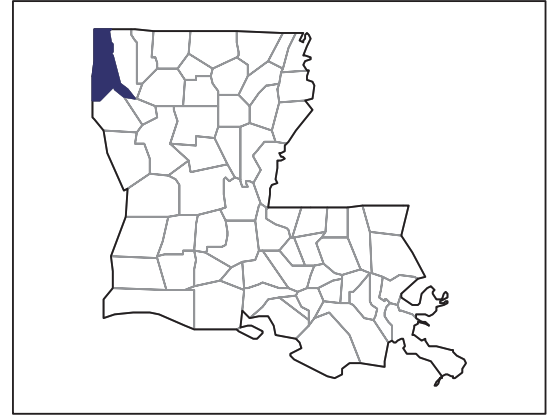
(D) Cannot be disclosed. (Z) Less than half of the unit shown.

¹ Data were collected for a maximum of three operators per farm. ² Operators reporting selected race alone or in combination with other races.

2007 CENSUS OF AGRICULTURE

Caddo Parish – Louisiana

Farms with Native Hawaiian or Other Pacific Islander Operators Compared with All Farms



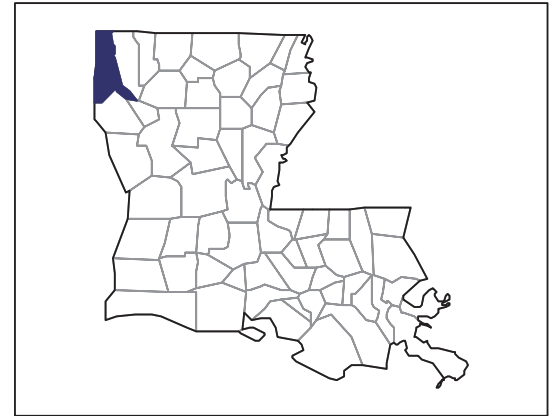
Data are not available at this geographic level for farms with Native Hawaiian or Other Pacific Islander operators.



United States Department of Agriculture
National Agricultural Statistics Service

www.agcensus.usda.gov

2007 CENSUS OF AGRICULTURE



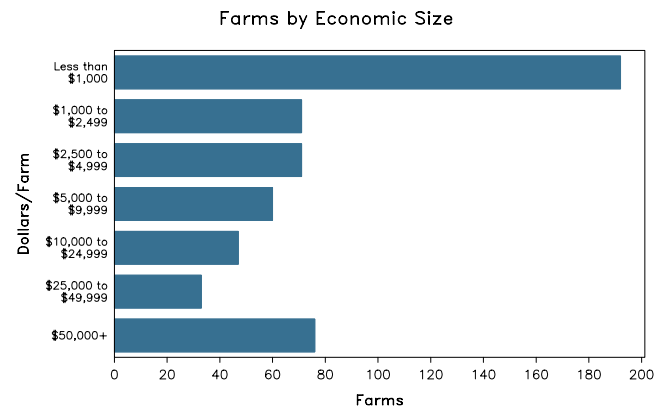
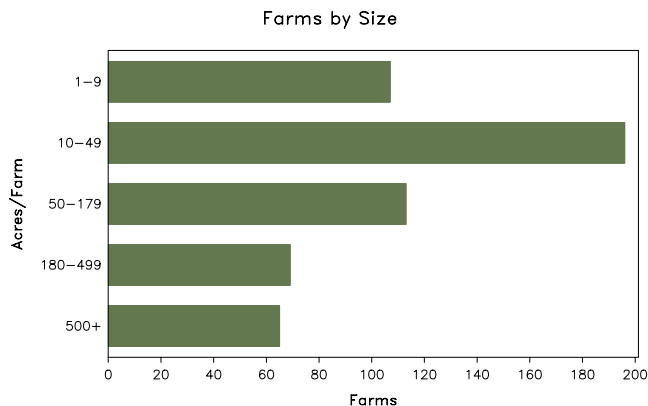
Caddo Parish – Louisiana

Farms with White Operators Compared with All Farms

	White Operators ²	All Farms
Number of Farm Operators ¹	856	961
Number of Farms	550	625
Land in Farms	145,643 acres	151,215 acres
Average Size of Farm	265 acres	242 acres
Market Value of Products Sold	\$32,235,000	\$33,034,000
Crop Sales	(D)	\$25,873,000
Livestock Sales	(D)	\$7,161,000
Average Per Farm	\$58,609	\$52,854
Government Payments	\$3,853,000	\$3,956,000
Average Per Farm Receiving Payments	\$54,269	\$49,454

See footnotes on reverse page.

Farms with White Operators



2007 CENSUS OF AGRICULTURE

Caddo Parish – Louisiana Farms with White Operators

Selected Highlights

Item	Farms	Quantity
MARKET VALUE OF AGRICULTURAL PRODUCTS SOLD (\$1,000)		
Total value of agricultural products sold	550	32,235
Value of crops including nursery and greenhouse	160	(D)
Value of livestock, poultry, and their products	271	(D)
VALUE OF SALES BY COMMODITY GROUP (\$1,000)		
Grains, oilseeds, dry beans, and dry peas	33	(D)
Tobacco	-	-
Cotton and cottonseed	20	(D)
Vegetables, melons, potatoes and sweet potatoes	19	366
Fruits, tree nuts, and berries	26	(D)
Nursery, greenhouse, floriculture, and sod	25	1,355
Cut Christmas trees and short rotation woody crops	5	142
Other crops and hay	71	655
Poultry and eggs	26	(D)
Cattle and calves	179	5,216
Milk and other dairy products from cows	-	-
Hogs and pigs	3	2
Sheep, goats, and their products	8	13
Horses, ponies, mules, burros, and donkeys	89	351
Aquaculture	1	(D)
Other animals and other animal products	19	5
TOP CROP ITEMS (acres)		
Cotton, all	20	(D)
Corn for grain	24	(D)
Forage - land used for all hay and haylage, grass silage, and greenchop	155	11,406
Wheat for grain, all	14	2,873
Soybeans for beans	9	(D)
TOP LIVESTOCK INVENTORY ITEMS (number)		
Broilers and other meat-type chickens	1	(D)
Cattle and calves	225	15,195
Horses and ponies	227	1,710
Layers	31	1,313
Goats, all	43	471

Operator Characteristics

Item	Quantity
Primary occupation:	
Farming	322
Other	534
Days worked off farm:	
None	308
Any	548
Years on present farm:	
2 years or less	61
3 to 4 years	69
5 to 9 years	223
10 years or more	503
Age group:	
Under 45 years	194
45 to 64 years	469
65 years and over	193
Average age (years)	54.3

Economic Characteristics

Item	Quantity
Farms by value of sales:	
Less than \$1,000	207
\$1,000 to \$2,499	68
\$2,500 to \$4,999	62
\$5,000 to \$9,999	59
\$10,000 to \$49,999	79
\$50,000 to \$99,999	30
\$100,000 to \$249,999	14
\$250,000 to \$499,999	11
\$500,000 or more	20
Total farm production expenses (\$1,000)	31,273
Average per farm (\$)	56,860
Net cash farm income of operation (\$1,000)	5,924
Average per farm (\$)	10,770
Value of agricultural products sold directly to individuals for human consumption (\$1,000)	245
Total organic product sales (\$1,000)	-
Total income from farm-related sources, gross before taxes and expenses (\$1,000)	(D)

See "Census of Agriculture, Volume 1, Geographic Area Series" for complete footnotes, explanations, definitions, and methodology.

(D) Cannot be disclosed. (Z) Less than half of the unit shown.

¹ Data were collected for a maximum of three operators per farm. ² Operators reporting selected race alone or in combination with other races.