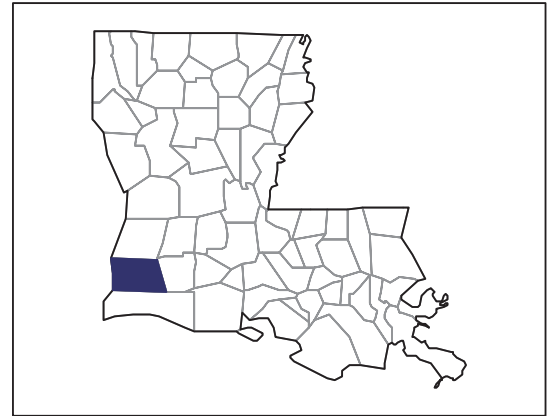


# 2007 CENSUS OF AGRICULTURE



## Calcasieu Parish – Louisiana

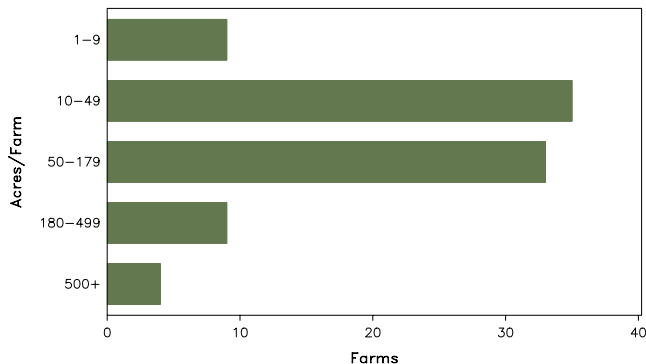
### Farms with Women Principal Operators Compared with All Farms

	Women Principal Operators	All Farms
<b>Number of Farms</b>	90	971
<b>Land in Farms</b>	11,193 acres	367,822 acres
<b>Average Size of Farm</b>	124 acres	379 acres
<b>Market Value of Products Sold</b>	\$1,076,000	\$18,769,000
Crop Sales	\$278,000	\$8,416,000
Livestock Sales	\$798,000	\$10,354,000
Average Per Farm	\$11,954	\$19,330
<b>Government Payments</b>	\$218,000	\$2,339,000
Average Per Farm Receiving Payments	\$8,067	\$9,210

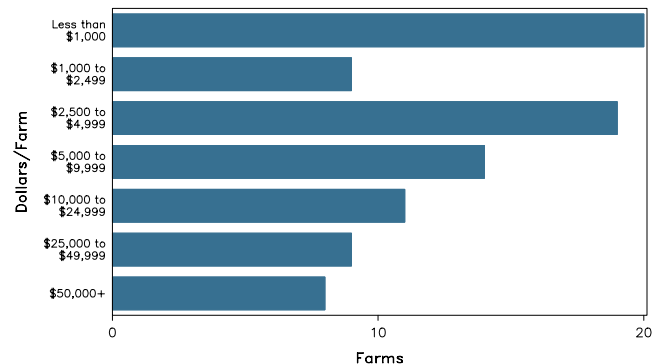
See footnotes on reverse page.

### Farms with Women Principal Operators

Farms by Size



Farms by Economic Size



# 2007 CENSUS OF AGRICULTURE

## Calcasieu Parish – Louisiana Farms with Women Principal Operators

### Selected Highlights

Item	Farms	Quantity
<b>MARKET VALUE OF AGRICULTURAL PRODUCTS SOLD (\$1,000)</b>		
Total value of agricultural products sold	90	1,076
Value of crops including nursery and greenhouse	15	278
Value of livestock, poultry, and their products	66	798
<b>VALUE OF SALES BY COMMODITY GROUP (\$1,000)</b>		
Grains, oilseeds, dry beans, and dry peas	3	240
Tobacco	-	-
Cotton and cottonseed	-	-
Vegetables, melons, potatoes and sweet potatoes	1	(D)
Fruits, tree nuts, and berries	-	-
Nursery, greenhouse, floriculture, and sod	-	-
Cut Christmas trees and short rotation woody crops	-	-
Other crops and hay	11	(D)
Poultry and eggs	4	(D)
Cattle and calves	53	676
Milk and other dairy products from cows	-	-
Hogs and pigs	-	-
Sheep, goats, and their products	1	(D)
Horses, ponies, mules, burros, and donkeys	16	119
Aquaculture	1	(D)
Other animals and other animal products	-	-
<b>TOP CROP ITEMS (acres)</b>		
Rice	3	469
Forage - land used for all hay and haylage, grass silage, and greenchop	22	421
Vegetables harvested for sale	1	(D)
Okra	1	(D)
Tomatoes in the open	1	(D)
<b>TOP LIVESTOCK INVENTORY ITEMS (number)</b>		
Cattle and calves	54	2,122
Horses and ponies	46	260
Quail	1	(D)
Layers	3	(D)
Rabbits and their pelts	1	(D)

### Operator Characteristics

Item	Quantity
Primary occupation:	
Farming	44
Other	46
Days worked off farm:	
None	40
Any	50
Years on present farm:	
2 years or less	4
3 to 4 years	7
5 to 9 years	28
10 years or more	51
Age group:	
Under 45 years	19
45 to 64 years	46
65 years and over	25
Average age of principal operator (years)	56.3

### Economic Characteristics

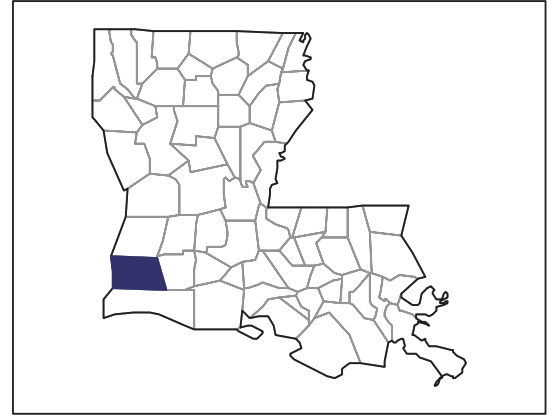
Item	Quantity
Farms by value of sales:	
Less than \$1,000	22
\$1,000 to \$2,499	10
\$2,500 to \$4,999	19
\$5,000 to \$9,999	12
\$10,000 to \$49,999	26
\$50,000 to \$99,999	-
\$100,000 to \$249,999	1
\$250,000 to \$499,999	-
\$500,000 or more	-
Total farm production expenses (\$1,000)	1,485
Average per farm (\$)	16,498
Net cash farm income of operation (\$1,000)	-72
Average per farm (\$)	-802
Value of agricultural products sold directly to individuals for human consumption (\$1,000)	6
Total organic product sales (\$1,000)	-
Total income from farm-related sources, gross before taxes and expenses (\$1,000)	119

See "Census of Agriculture, Volume 1, Geographic Area Series" for complete footnotes, explanations, definitions, and methodology.  
(D) Cannot be disclosed. (Z) Less than half of the unit shown.

# 2007 CENSUS OF AGRICULTURE

## Calcasieu Parish – Louisiana

### Farms with Spanish, Hispanic, or Latino Operators Compared with All Farms



Data are not available at this geographic level for farms with Spanish, Hispanic, or Latino operators.



United States Department of Agriculture  
National Agricultural Statistics Service

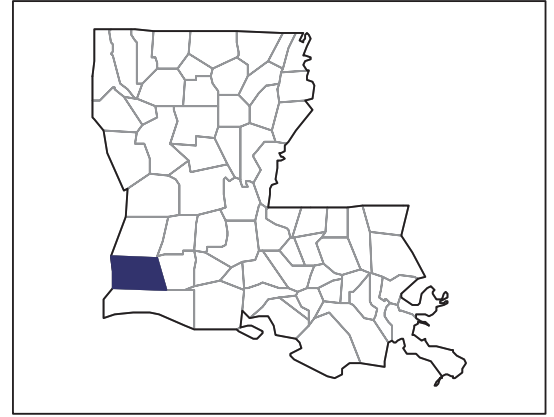
[www.agcensus.usda.gov](http://www.agcensus.usda.gov)



# 2007 CENSUS OF AGRICULTURE

## Calcasieu Parish – Louisiana

### Farms with American Indian or Alaska Native Operators Compared with All Farms



Data are not available at this geographic level for farms with American Indian or Alaska Native operators.



United States Department of Agriculture  
National Agricultural Statistics Service

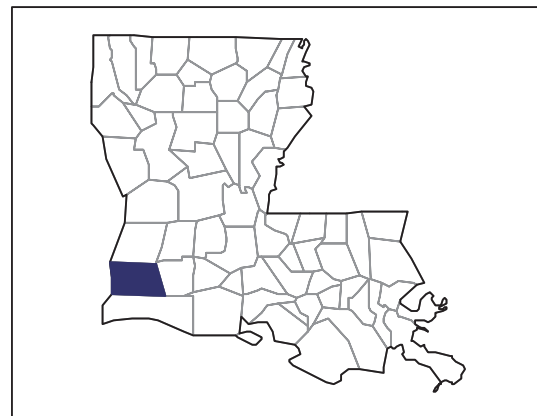
[www.agcensus.usda.gov](http://www.agcensus.usda.gov)



# 2007 CENSUS OF AGRICULTURE

**Calcasieu Parish – Louisiana**

**Farms with Asian Operators  
Compared with All Farms**



**Data are not available at this geographic level for farms with Asian operators.**



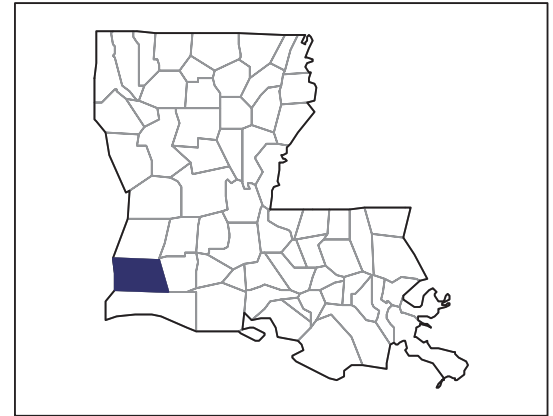
United States Department of Agriculture  
National Agricultural Statistics Service

[www.agcensus.usda.gov](http://www.agcensus.usda.gov)





# 2007 CENSUS OF AGRICULTURE



## Calcasieu Parish – Louisiana

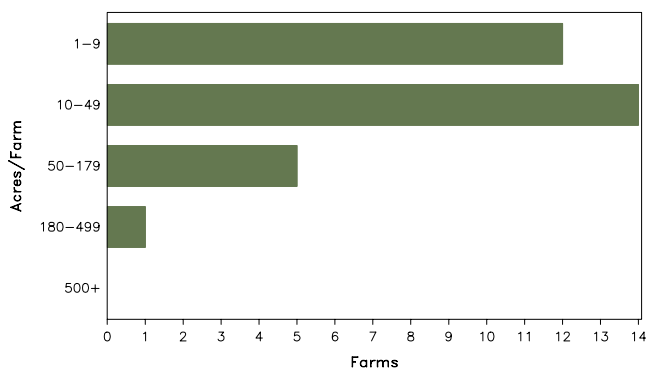
### Farms with Black or African American Operators Compared with All Farms

	Black or African American Operators <sup>2</sup>	All Farms
<b>Number of Farm Operators</b> <sup>1</sup>	33	1,388
<b>Number of Farms</b>	32	971
<b>Land in Farms</b>	1,000 acres	367,822 acres
<b>Average Size of Farm</b>	31 acres	379 acres
<b>Market Value of Products Sold</b>	\$111,000	\$18,769,000
Crop Sales	(D)	\$8,416,000
Livestock Sales	(D)	\$10,354,000
Average Per Farm	\$3,474	\$19,330
<b>Government Payments</b>	\$19,000	\$2,339,000
Average Per Farm Receiving Payments	\$2,679	\$9,210

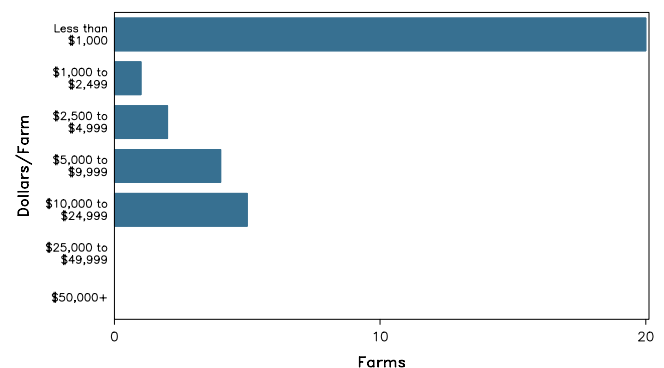
See footnotes on reverse page.

#### Farms with Black or African American Operators

Farms by Size



Farms by Economic Size



# 2007 CENSUS OF AGRICULTURE

## Calcasieu Parish – Louisiana Farms with Black or African American Operators

### Selected Highlights

Item	Farms	Quantity
<b>MARKET VALUE OF AGRICULTURAL PRODUCTS SOLD (\$1,000)</b>		
Total value of agricultural products sold	32	111
Value of crops including nursery and greenhouse	2	(D)
Value of livestock, poultry, and their products	15	(D)
<b>VALUE OF SALES BY COMMODITY GROUP (\$1,000)</b>		
Grains, oilseeds, dry beans, and dry peas	-	-
Tobacco	-	-
Cotton and cottonseed	-	-
Vegetables, melons, potatoes and sweet potatoes	-	-
Fruits, tree nuts, and berries	1	(D)
Nursery, greenhouse, floriculture, and sod	-	-
Cut Christmas trees and short rotation woody crops	-	-
Other crops and hay	1	(D)
Poultry and eggs	2	(D)
Cattle and calves	7	36
Milk and other dairy products from cows	-	-
Hogs and pigs	-	-
Sheep, goats, and their products	-	-
Horses, ponies, mules, burros, and donkeys	8	(D)
Aquaculture	-	-
Other animals and other animal products	-	-
<b>TOP CROP ITEMS (acres)</b>		
Forage - land used for all hay and haylage, grass silage, and greenchop	2	(D)
<b>TOP LIVESTOCK INVENTORY ITEMS (number)</b>		
Cattle and calves	11	185
Horses and ponies	17	177
Layers	1	(D)
Mules, burros, and donkeys	1	(D)

### Operator Characteristics

Item	Quantity
Primary occupation:	
Farming	13
Other	20
Days worked off farm:	
None	12
Any	21
Years on present farm:	
2 years or less	-
3 to 4 years	4
5 to 9 years	3
10 years or more	26
Age group:	
Under 45 years	-
45 to 64 years	24
65 years and over	9
Average age (years)	59.5

### Economic Characteristics

Item	Quantity
Farms by value of sales:	
Less than \$1,000	23
\$1,000 to \$2,499	1
\$2,500 to \$4,999	2
\$5,000 to \$9,999	1
\$10,000 to \$49,999	5
\$50,000 to \$99,999	-
\$100,000 to \$249,999	-
\$250,000 to \$499,999	-
\$500,000 or more	-
Total farm production expenses (\$1,000)	334
Average per farm (\$)	10,428
Net cash farm income of operation (\$1,000)	-201
Average per farm (\$)	-6,297
Value of agricultural products sold directly to individuals for human consumption (\$1,000)	-
Total organic product sales (\$1,000)	-
Total income from farm-related sources, gross before taxes and expenses (\$1,000)	(D)

See "Census of Agriculture, Volume 1, Geographic Area Series" for complete footnotes, explanations, definitions, and methodology.

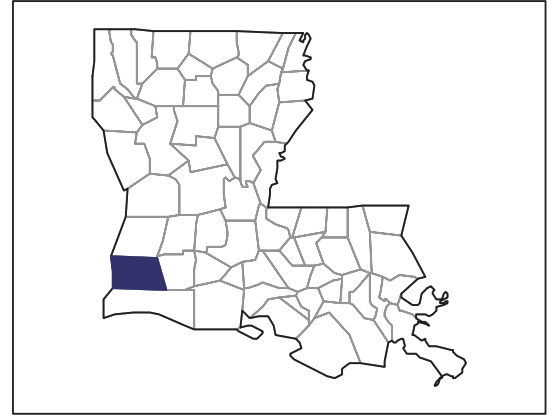
(D) Cannot be disclosed. (Z) Less than half of the unit shown.

<sup>1</sup> Data were collected for a maximum of three operators per farm. <sup>2</sup> Operators reporting selected race alone or in combination with other races.

# 2007 CENSUS OF AGRICULTURE

## Calcasieu Parish – Louisiana

### Farms with Native Hawaiian or Other Pacific Islander Operators Compared with All Farms



Data are not available at this geographic level for farms with Native Hawaiian or Other Pacific Islander operators.



United States Department of Agriculture  
National Agricultural Statistics Service

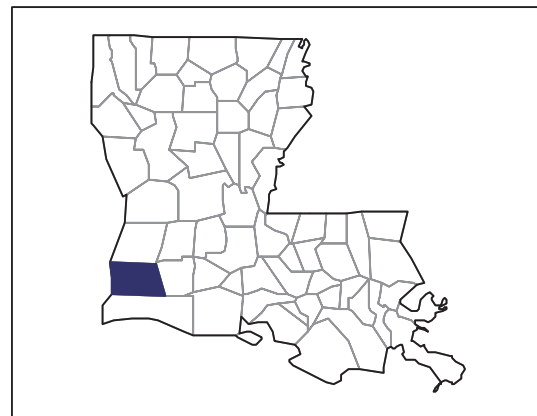
[www.agcensus.usda.gov](http://www.agcensus.usda.gov)



# 2007 CENSUS OF AGRICULTURE

Calcasieu Parish – Louisiana

Farms with White Operators  
Compared with All Farms



Data are not available at this geographic level for farms with White operators.



United States Department of Agriculture  
National Agricultural Statistics Service

[www.agcensus.usda.gov](http://www.agcensus.usda.gov)

