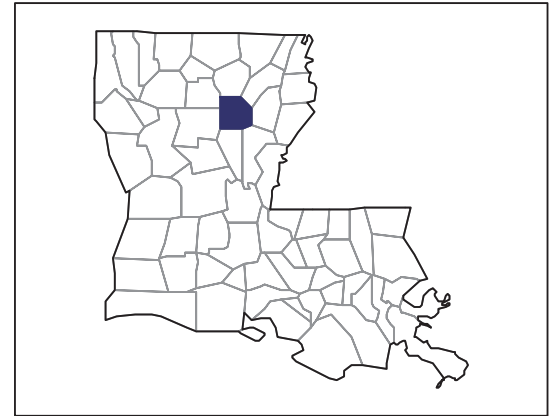


# 2007 CENSUS OF AGRICULTURE



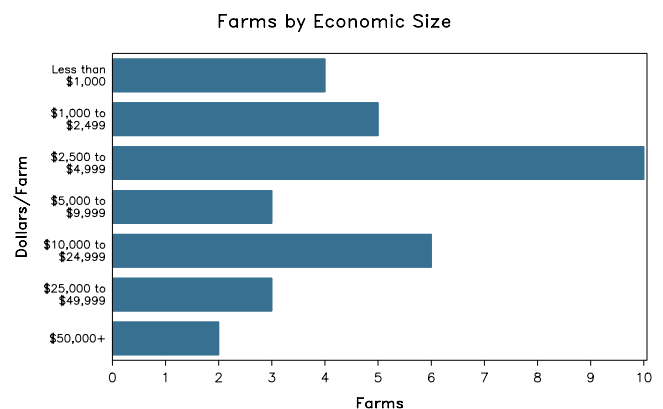
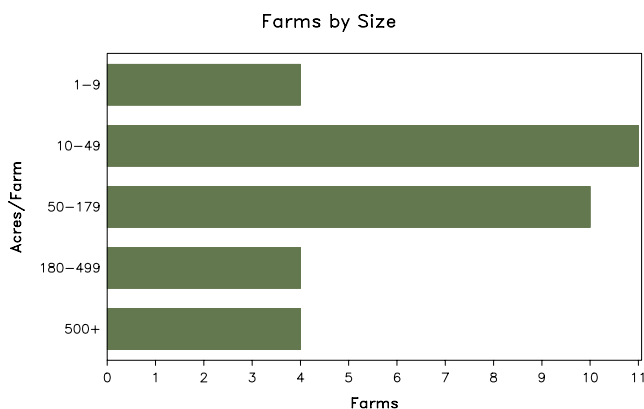
## Caldwell Parish – Louisiana

### Farms with Women Principal Operators Compared with All Farms

	Women Principal Operators	All Farms
<b>Number of Farms</b>	33	307
<b>Land in Farms</b>	5,087 acres	67,474 acres
<b>Average Size of Farm</b>	154 acres	220 acres
<b>Market Value of Products Sold</b>	\$299,000	\$8,361,000
Crop Sales	\$186,000	\$6,954,000
Livestock Sales	\$113,000	\$1,407,000
Average Per Farm	\$9,066	\$27,235
<b>Government Payments</b>	\$201,000	\$1,811,000
Average Per Farm Receiving Payments	\$14,362	\$11,758

See footnotes on reverse page.

### Farms with Women Principal Operators



# 2007 CENSUS OF AGRICULTURE

## Caldwell Parish – Louisiana Farms with Women Principal Operators

### Selected Highlights

Item	Farms	Quantity
<b>MARKET VALUE OF AGRICULTURAL PRODUCTS SOLD (\$1,000)</b>		
Total value of agricultural products sold	33	299
Value of crops including nursery and greenhouse	11	186
Value of livestock, poultry, and their products	14	113
<b>VALUE OF SALES BY COMMODITY GROUP (\$1,000)</b>		
Grains, oilseeds, dry beans, and dry peas	-	-
Tobacco	-	-
Cotton and cottonseed	3	120
Vegetables, melons, potatoes and sweet potatoes	-	-
Fruits, tree nuts, and berries	-	-
Nursery, greenhouse, floriculture, and sod	-	-
Cut Christmas trees and short rotation woody crops	-	-
Other crops and hay	8	67
Poultry and eggs	3	(D)
Cattle and calves	7	94
Milk and other dairy products from cows	-	-
Hogs and pigs	-	-
Sheep, goats, and their products	1	(D)
Horses, ponies, mules, burros, and donkeys	7	14
Aquaculture	-	-
Other animals and other animal products	-	-
<b>TOP CROP ITEMS (acres)</b>		
Cotton, all	3	(D)
Forage - land used for all hay and haylage, grass silage, and greenchop	13	591
<b>TOP LIVESTOCK INVENTORY ITEMS (number)</b>		
Cattle and calves	9	356
Layers	3	150
Goats, all	5	129
Horses and ponies	11	38
Pullets for laying flock replacement	1	(D)

### Operator Characteristics

Item	Quantity
Primary occupation:	
Farming	9
Other	24
Days worked off farm:	
None	17
Any	16
Years on present farm:	
2 years or less	5
3 to 4 years	-
5 to 9 years	9
10 years or more	19
Age group:	
Under 45 years	10
45 to 64 years	17
65 years and over	6
Average age of principal operator (years)	52.9

### Economic Characteristics

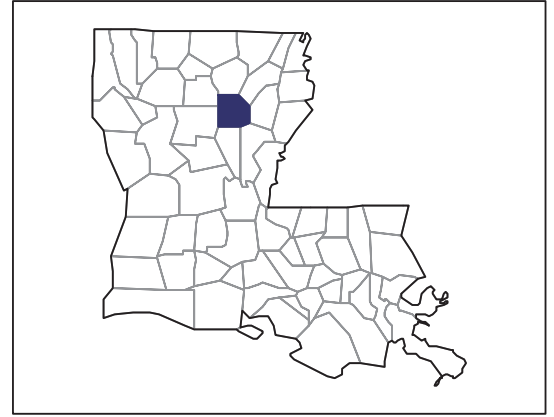
Item	Quantity
Farms by value of sales:	
Less than \$1,000	11
\$1,000 to \$2,499	3
\$2,500 to \$4,999	9
\$5,000 to \$9,999	5
\$10,000 to \$49,999	3
\$50,000 to \$99,999	2
\$100,000 to \$249,999	-
\$250,000 to \$499,999	-
\$500,000 or more	-
Total farm production expenses (\$1,000)	779
Average per farm (\$)	23,604
Net cash farm income of operation (\$1,000)	-216
Average per farm (\$)	-6,535
Value of agricultural products sold directly to individuals for human consumption (\$1,000)	-
Total organic product sales (\$1,000)	-
Total income from farm-related sources, gross before taxes and expenses (\$1,000)	(D)

See "Census of Agriculture, Volume 1, Geographic Area Series" for complete footnotes, explanations, definitions, and methodology.  
(D) Cannot be disclosed. (Z) Less than half of the unit shown.

# 2007 CENSUS OF AGRICULTURE

## Caldwell Parish – Louisiana

### Farms with Spanish, Hispanic, or Latino Operators Compared with All Farms



Data are not available at this geographic level for farms with Spanish, Hispanic, or Latino operators.



United States Department of Agriculture  
National Agricultural Statistics Service

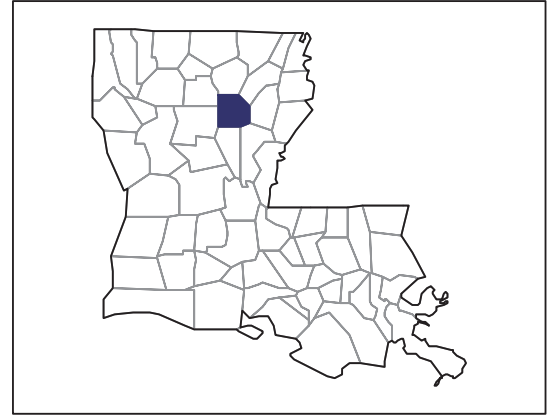
[www.agcensus.usda.gov](http://www.agcensus.usda.gov)



# 2007 CENSUS OF AGRICULTURE

## Caldwell Parish – Louisiana

### Farms with American Indian or Alaska Native Operators Compared with All Farms



Data are not available at this geographic level for farms with American Indian or Alaska Native operators.



United States Department of Agriculture  
National Agricultural Statistics Service

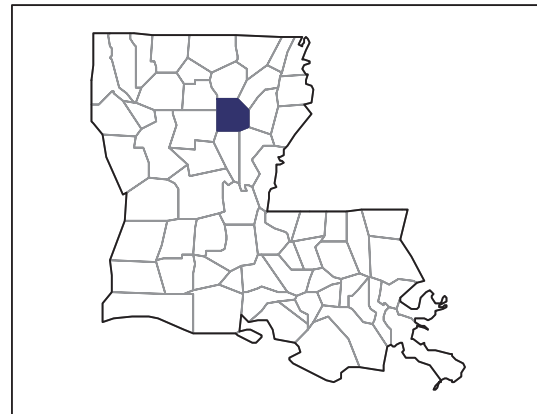
[www.agcensus.usda.gov](http://www.agcensus.usda.gov)



# 2007 CENSUS OF AGRICULTURE

**Caldwell Parish – Louisiana**

**Farms with Asian Operators  
Compared with All Farms**



**Data are not available at this geographic level for farms with Asian operators.**



United States Department of Agriculture  
National Agricultural Statistics Service

[www.agcensus.usda.gov](http://www.agcensus.usda.gov)

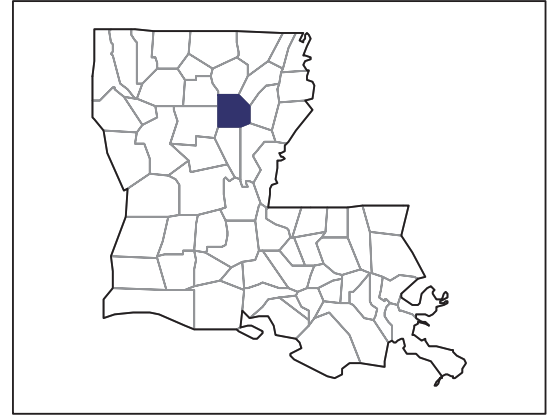




# 2007 CENSUS OF AGRICULTURE

**Caldwell Parish – Louisiana**

**Farms with Black or African American Operators Compared with All Farms**



**Data are not available at this geographic level for farms with Black or African American operators.**



United States Department of Agriculture  
National Agricultural Statistics Service

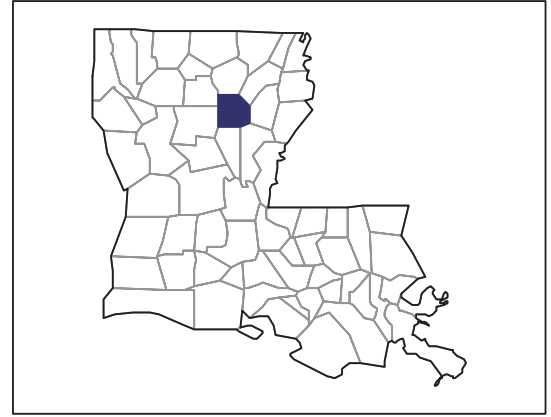
[www.agcensus.usda.gov](http://www.agcensus.usda.gov)



# 2007 CENSUS OF AGRICULTURE

## Caldwell Parish – Louisiana

### Farms with Native Hawaiian or Other Pacific Islander Operators Compared with All Farms



Data are not available at this geographic level for farms with Native Hawaiian or Other Pacific Islander operators.



United States Department of Agriculture  
National Agricultural Statistics Service

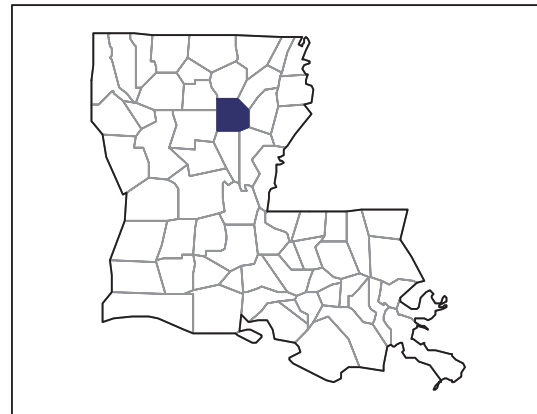
[www.agcensus.usda.gov](http://www.agcensus.usda.gov)



# 2007 CENSUS OF AGRICULTURE

**Caldwell Parish – Louisiana**

**Farms with White Operators  
Compared with All Farms**



**Data are not available at this geographic level for farms with White operators.**



United States Department of Agriculture  
National Agricultural Statistics Service

[www.agcensus.usda.gov](http://www.agcensus.usda.gov)

