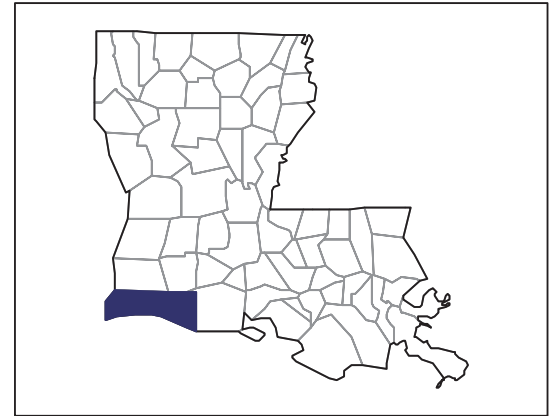


# 2007 CENSUS OF AGRICULTURE



## Cameron Parish – Louisiana

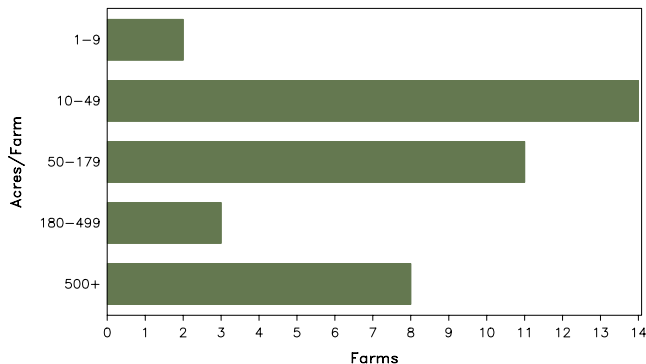
### Farms with Women Principal Operators Compared with All Farms

	Women Principal Operators	All Farms
<b>Number of Farms</b>	38	339
<b>Land in Farms</b>	8,430 acres	216,193 acres
<b>Average Size of Farm</b>	222 acres	638 acres
<b>Market Value of Products Sold</b>	\$674,000	\$9,102,000
Crop Sales	\$522,000	\$3,955,000
Livestock Sales	\$151,000	\$5,147,000
Average Per Farm	\$17,728	\$26,850
<b>Government Payments</b>	\$75,000	\$1,912,000
Average Per Farm Receiving Payments	\$5,335	\$14,710

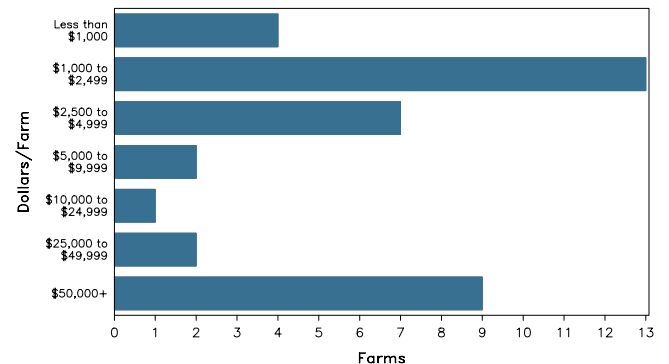
See footnotes on reverse page.

### Farms with Women Principal Operators

Farms by Size



Farms by Economic Size



# 2007 CENSUS OF AGRICULTURE

## Cameron Parish – Louisiana Farms with Women Principal Operators

### Selected Highlights

Item	Farms	Quantity
<b>MARKET VALUE OF AGRICULTURAL PRODUCTS SOLD (\$1,000)</b>		
Total value of agricultural products sold	38	674
Value of crops including nursery and greenhouse	11	522
Value of livestock, poultry, and their products	22	151
<b>VALUE OF SALES BY COMMODITY GROUP (\$1,000)</b>		
Grains, oilseeds, dry beans, and dry peas	3	167
Tobacco	-	-
Cotton and cottonseed	-	-
Vegetables, melons, potatoes and sweet potatoes	-	-
Fruits, tree nuts, and berries	-	-
Nursery, greenhouse, floriculture, and sod	-	-
Cut Christmas trees and short rotation woody crops	-	-
Other crops and hay	8	355
Poultry and eggs	4	(D)
Cattle and calves	22	(D)
Milk and other dairy products from cows	-	-
Hogs and pigs	-	-
Sheep, goats, and their products	-	-
Horses, ponies, mules, burros, and donkeys	7	33
Aquaculture	-	-
Other animals and other animal products	-	-
<b>TOP CROP ITEMS (acres)</b>		
Forage - land used for all hay and haylage, grass silage, and greenchop	12	924
Rice	3	348
<b>TOP LIVESTOCK INVENTORY ITEMS (number)</b>		
Cattle and calves	23	1,996
Horses and ponies	16	132
Layers	4	100
Ducks	4	40

### Operator Characteristics

Item	Quantity
Primary occupation:	
Farming	24
Other	14
Days worked off farm:	
None	14
Any	24
Years on present farm:	
2 years or less	2
3 to 4 years	5
5 to 9 years	10
10 years or more	21
Age group:	
Under 45 years	9
45 to 64 years	15
65 years and over	14
Average age of principal operator (years)	57.0

### Economic Characteristics

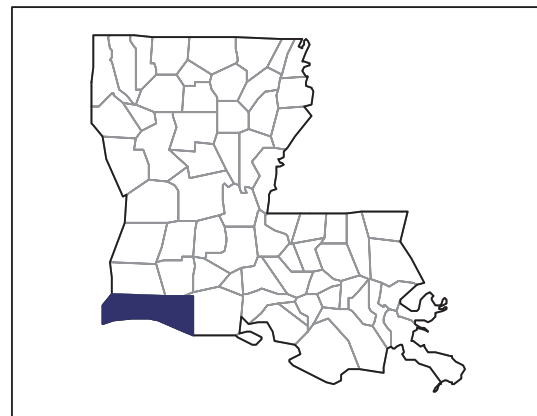
Item	Quantity
Farms by value of sales:	
Less than \$1,000	12
\$1,000 to \$2,499	9
\$2,500 to \$4,999	4
\$5,000 to \$9,999	2
\$10,000 to \$49,999	2
\$50,000 to \$99,999	9
\$100,000 to \$249,999	-
\$250,000 to \$499,999	-
\$500,000 or more	-
Total farm production expenses (\$1,000)	485
Average per farm (\$)	12,757
Net cash farm income of operation (\$1,000)	283
Average per farm (\$)	7,460
Value of agricultural products sold directly to individuals for human consumption (\$1,000)	-
Total organic product sales (\$1,000)	-
Total income from farm-related sources, gross before taxes and expenses (\$1,000)	20

See "Census of Agriculture, Volume 1, Geographic Area Series" for complete footnotes, explanations, definitions, and methodology.  
(D) Cannot be disclosed. (Z) Less than half of the unit shown.

# 2007 CENSUS OF AGRICULTURE

## Cameron Parish – Louisiana

### Farms with Spanish, Hispanic, or Latino Operators Compared with All Farms



Data are not available at this geographic level for farms with Spanish, Hispanic, or Latino operators.



United States Department of Agriculture  
National Agricultural Statistics Service

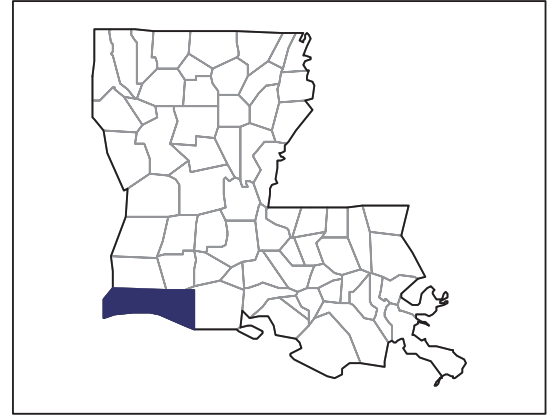
[www.agcensus.usda.gov](http://www.agcensus.usda.gov)



# 2007 CENSUS OF AGRICULTURE

## Cameron Parish – Louisiana

### Farms with American Indian or Alaska Native Operators Compared with All Farms



Data are not available at this geographic level for farms with American Indian or Alaska Native operators.



United States Department of Agriculture  
National Agricultural Statistics Service

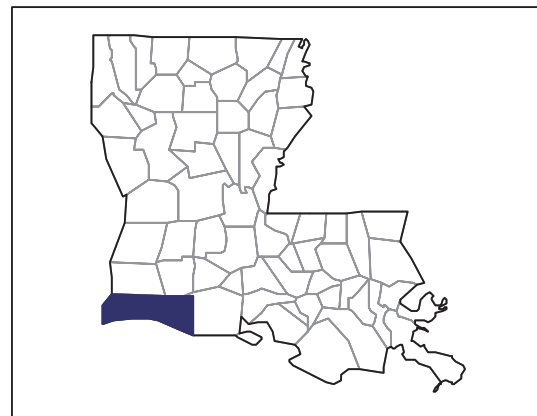
[www.agcensus.usda.gov](http://www.agcensus.usda.gov)



# 2007 CENSUS OF AGRICULTURE

**Cameron Parish – Louisiana**

**Farms with Asian Operators  
Compared with All Farms**



**Data are not available at this geographic level for farms with Asian operators.**



United States Department of Agriculture  
National Agricultural Statistics Service

[www.agcensus.usda.gov](http://www.agcensus.usda.gov)

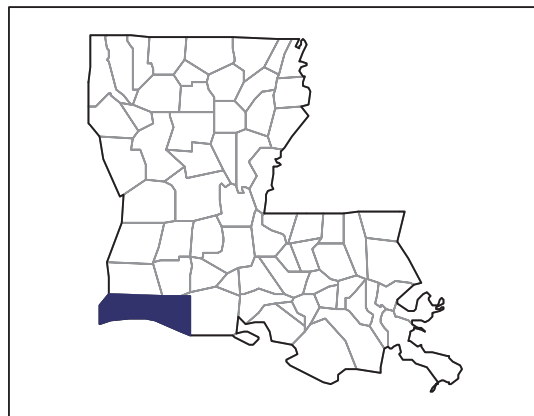




# 2007 CENSUS OF AGRICULTURE

## Cameron Parish – Louisiana

### Farms with Black or African American Operators Compared with All Farms



Data are not available at this geographic level for farms with Black or African American operators.



United States Department of Agriculture  
National Agricultural Statistics Service

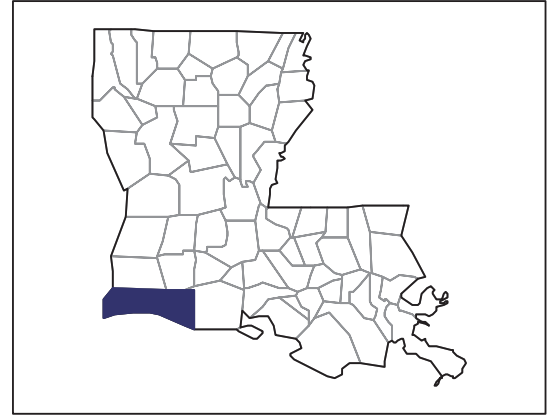
[www.agcensus.usda.gov](http://www.agcensus.usda.gov)



# 2007 CENSUS OF AGRICULTURE

## Cameron Parish – Louisiana

### Farms with Native Hawaiian or Other Pacific Islander Operators Compared with All Farms



Data are not available at this geographic level for farms with Native Hawaiian or Other Pacific Islander operators.



United States Department of Agriculture  
National Agricultural Statistics Service

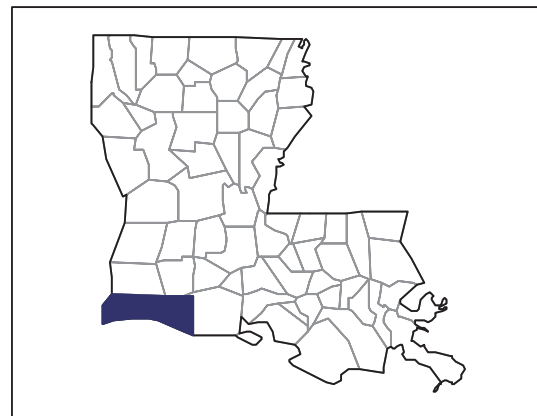
[www.agcensus.usda.gov](http://www.agcensus.usda.gov)



# 2007 CENSUS OF AGRICULTURE

**Cameron Parish – Louisiana**

**Farms with White Operators  
Compared with All Farms**



**Data are not available at this geographic level for farms with White operators.**



United States Department of Agriculture  
National Agricultural Statistics Service

[www.agcensus.usda.gov](http://www.agcensus.usda.gov)

