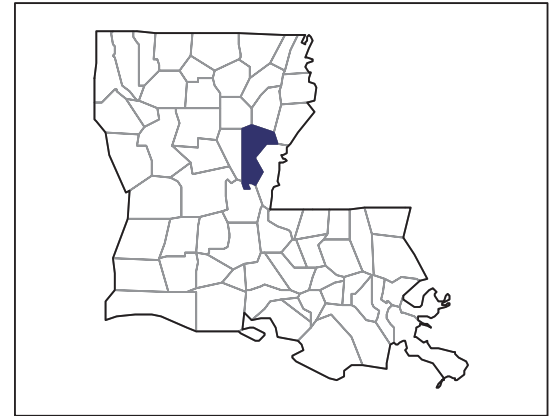


# 2007 CENSUS OF AGRICULTURE



## Catahoula Parish – Louisiana

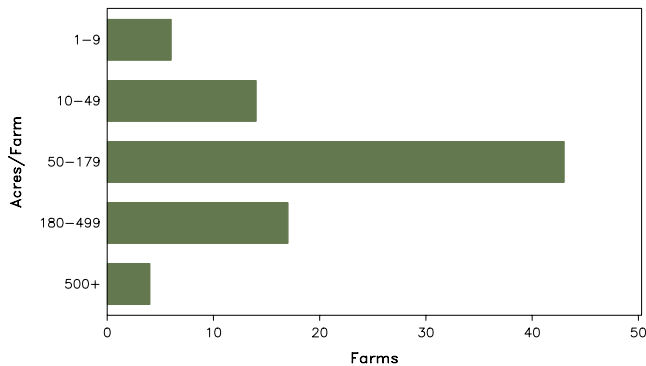
### Farms with Women Principal Operators Compared with All Farms

	Women Principal Operators	All Farms
<b>Number of Farms</b>	84	510
<b>Land in Farms</b>	17,377 acres	231,106 acres
<b>Average Size of Farm</b>	207 acres	453 acres
<b>Market Value of Products Sold</b>	\$2,282,000	\$57,870,000
Crop Sales	\$1,396,000	\$54,826,000
Livestock Sales	\$886,000	\$3,044,000
Average Per Farm	\$27,166	\$113,471
<b>Government Payments</b>	\$416,000	\$8,840,000
Average Per Farm Receiving Payments	\$6,825	\$25,403

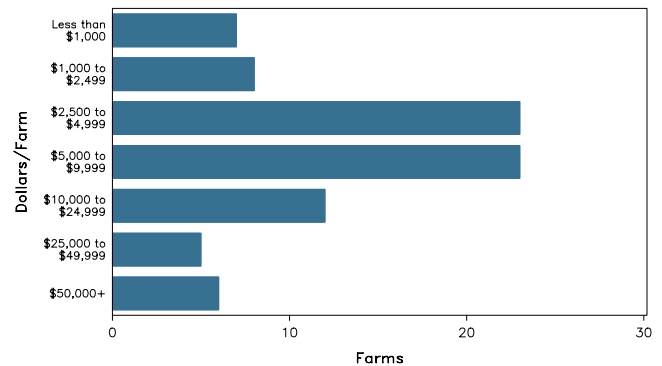
See footnotes on reverse page.

### Farms with Women Principal Operators

Farms by Size



Farms by Economic Size



# 2007 CENSUS OF AGRICULTURE

## Catahoula Parish – Louisiana Farms with Women Principal Operators

### Selected Highlights

Item	Farms	Quantity
<b>MARKET VALUE OF AGRICULTURAL PRODUCTS SOLD (\$1,000)</b>		
Total value of agricultural products sold	84	2,282
Value of crops including nursery and greenhouse	16	1,396
Value of livestock, poultry, and their products	17	886
<b>VALUE OF SALES BY COMMODITY GROUP (\$1,000)</b>		
Grains, oilseeds, dry beans, and dry peas	4	737
Tobacco	-	-
Cotton and cottonseed	4	486
Vegetables, melons, potatoes and sweet potatoes	-	-
Fruits, tree nuts, and berries	-	-
Nursery, greenhouse, floriculture, and sod	3	(D)
Cut Christmas trees and short rotation woody crops	-	-
Other crops and hay	9	(D)
Poultry and eggs	-	-
Cattle and calves	10	(D)
Milk and other dairy products from cows	-	-
Hogs and pigs	1	(D)
Sheep, goats, and their products	-	-
Horses, ponies, mules, burros, and donkeys	1	(D)
Aquaculture	5	707
Other animals and other animal products	-	-
<b>TOP CROP ITEMS (acres)</b>		
Sorghum for grain	2	(D)
Cotton, all	4	855
Forage - land used for all hay and haylage, grass silage, and greenchop	13	676
Wheat for grain, all	1	(D)
Soybeans for beans	1	(D)
<b>TOP LIVESTOCK INVENTORY ITEMS (number)</b>		
Cattle and calves	11	518
Hogs and pigs	2	(D)
Horses and ponies	4	43
Ducks	1	(D)
Mules, burros, and donkeys	1	(D)

### Operator Characteristics

Item	Quantity
Primary occupation:	
Farming	19
Other	65
Days worked off farm:	
None	28
Any	56
Years on present farm:	
2 years or less	-
3 to 4 years	5
5 to 9 years	18
10 years or more	61
Age group:	
Under 45 years	10
45 to 64 years	49
65 years and over	25
Average age of principal operator (years)	61.4

### Economic Characteristics

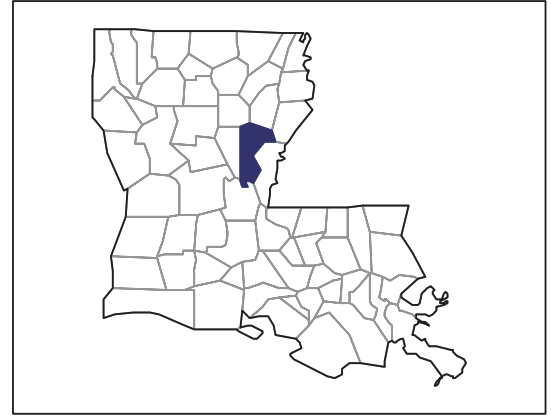
Item	Quantity
Farms by value of sales:	
Less than \$1,000	59
\$1,000 to \$2,499	1
\$2,500 to \$4,999	3
\$5,000 to \$9,999	6
\$10,000 to \$49,999	9
\$50,000 to \$99,999	1
\$100,000 to \$249,999	2
\$250,000 to \$499,999	2
\$500,000 or more	1
Total farm production expenses (\$1,000)	1,602
Average per farm (\$)	19,075
Net cash farm income of operation (\$1,000)	1,251
Average per farm (\$)	14,898
Value of agricultural products sold directly to individuals for human consumption (\$1,000)	-
Total organic product sales (\$1,000)	-
Total income from farm-related sources, gross before taxes and expenses (\$1,000)	155

See "Census of Agriculture, Volume 1, Geographic Area Series" for complete footnotes, explanations, definitions, and methodology.  
(D) Cannot be disclosed. (Z) Less than half of the unit shown.

# 2007 CENSUS OF AGRICULTURE

## Catahoula Parish – Louisiana

### Farms with Spanish, Hispanic, or Latino Operators Compared with All Farms



Data are not available at this geographic level for farms with Spanish, Hispanic, or Latino operators.



United States Department of Agriculture  
National Agricultural Statistics Service

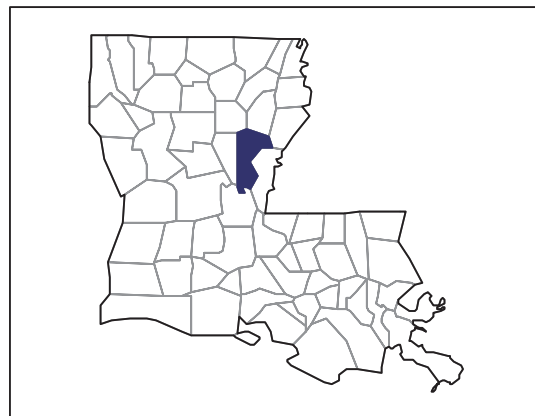
[www.agcensus.usda.gov](http://www.agcensus.usda.gov)



# 2007 CENSUS OF AGRICULTURE

## Catahoula Parish – Louisiana

### Farms with American Indian or Alaska Native Operators Compared with All Farms



Data are not available at this geographic level for farms with American Indian or Alaska Native operators.



United States Department of Agriculture  
National Agricultural Statistics Service

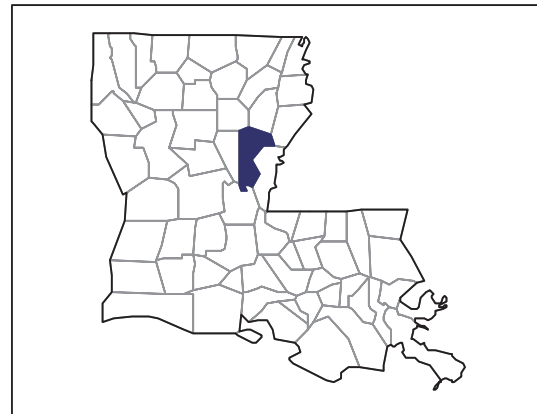
[www.agcensus.usda.gov](http://www.agcensus.usda.gov)



# 2007 CENSUS OF AGRICULTURE

Catahoula Parish – Louisiana

Farms with Asian Operators  
Compared with All Farms



Data are not available at this geographic level for farms with Asian operators.



United States Department of Agriculture  
National Agricultural Statistics Service

[www.agcensus.usda.gov](http://www.agcensus.usda.gov)

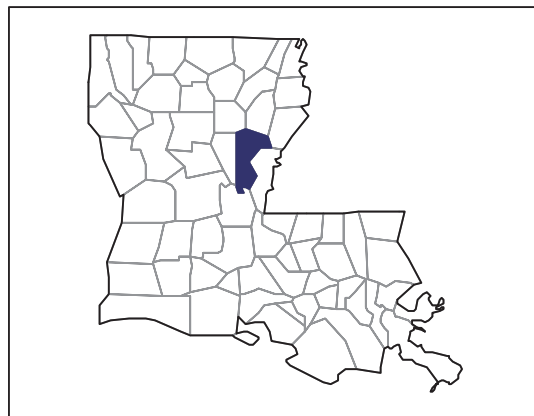




# 2007 CENSUS OF AGRICULTURE

## Catahoula Parish – Louisiana

### Farms with Black or African American Operators Compared with All Farms



Data are not available at this geographic level for farms with Black or African American operators.



United States Department of Agriculture  
National Agricultural Statistics Service

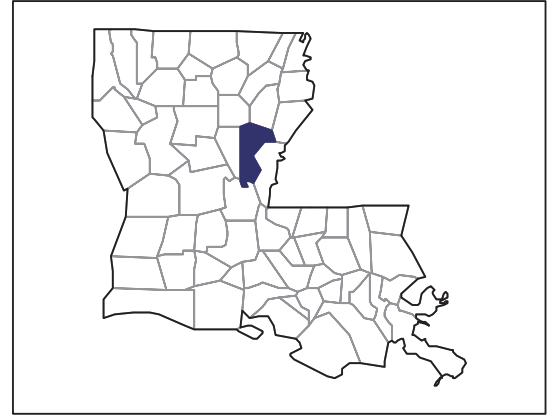
[www.agcensus.usda.gov](http://www.agcensus.usda.gov)



# 2007 CENSUS OF AGRICULTURE

## Catahoula Parish – Louisiana

### Farms with Native Hawaiian or Other Pacific Islander Operators Compared with All Farms



Data are not available at this geographic level for farms with Native Hawaiian or Other Pacific Islander operators.



United States Department of Agriculture  
National Agricultural Statistics Service

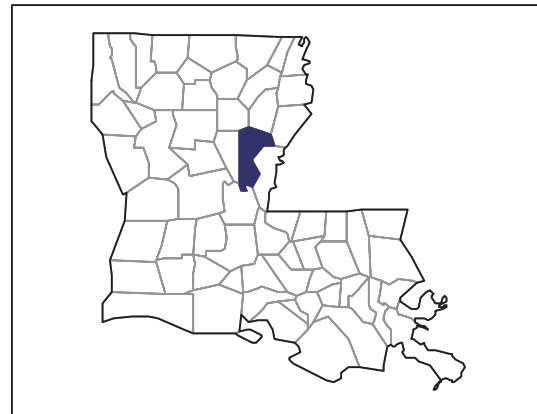
[www.agcensus.usda.gov](http://www.agcensus.usda.gov)



# 2007 CENSUS OF AGRICULTURE

Catahoula Parish – Louisiana

Farms with White Operators  
Compared with All Farms



Data are not available at this geographic level for farms with White operators.



United States Department of Agriculture  
National Agricultural Statistics Service

[www.agcensus.usda.gov](http://www.agcensus.usda.gov)

