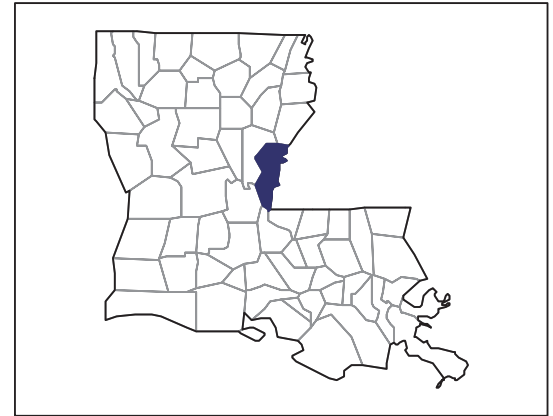


2007 CENSUS OF AGRICULTURE



Concordia Parish – Louisiana

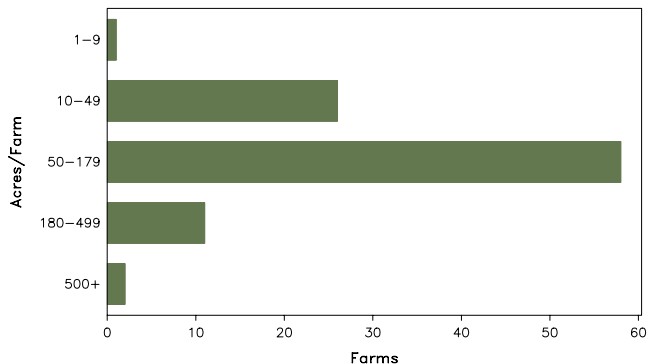
Farms with Women Principal Operators Compared with All Farms

	Women Principal Operators	All Farms
Number of Farms	98	462
Land in Farms	11,423 acres	210,534 acres
Average Size of Farm	117 acres	456 acres
Market Value of Products Sold	\$902,000	\$49,983,000
Crop Sales	\$776,000	\$47,468,000
Livestock Sales	\$127,000	\$2,515,000
Average Per Farm	\$9,209	\$108,188
Government Payments	\$452,000	\$6,772,000
Average Per Farm Receiving Payments	\$5,387	\$18,106

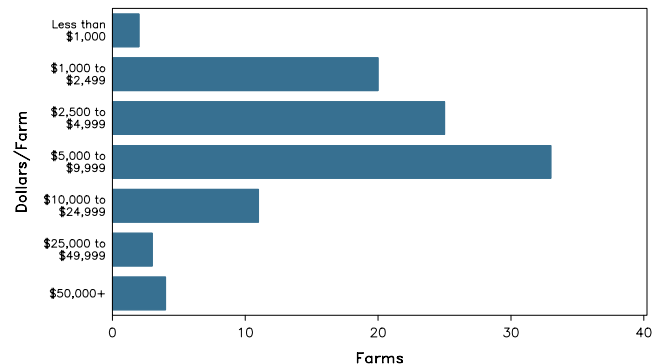
See footnotes on reverse page.

Farms with Women Principal Operators

Farms by Size



Farms by Economic Size



2007 CENSUS OF AGRICULTURE

Concordia Parish – Louisiana Farms with Women Principal Operators

Selected Highlights

Item	Farms	Quantity
MARKET VALUE OF AGRICULTURAL PRODUCTS SOLD (\$1,000)		
Total value of agricultural products sold	98	902
Value of crops including nursery and greenhouse	22	776
Value of livestock, poultry, and their products	18	127
VALUE OF SALES BY COMMODITY GROUP (\$1,000)		
Grains, oilseeds, dry beans, and dry peas	9	533
Tobacco	-	-
Cotton and cottonseed	4	189
Vegetables, melons, potatoes and sweet potatoes	-	-
Fruits, tree nuts, and berries	4	(D)
Nursery, greenhouse, floriculture, and sod	-	-
Cut Christmas trees and short rotation woody crops	3	23
Other crops and hay	5	(D)
Poultry and eggs	3	(D)
Cattle and calves	8	67
Milk and other dairy products from cows	-	-
Hogs and pigs	-	-
Sheep, goats, and their products	3	(D)
Horses, ponies, mules, burros, and donkeys	4	28
Aquaculture	3	(D)
Other animals and other animal products	-	-
TOP CROP ITEMS (acres)		
Corn for grain	2	(D)
Soybeans for beans	3	399
Cotton, all	4	381
Forage - land used for all hay and haylage, grass silage, and greenchop	6	315
Wheat for grain, all	3	90
TOP LIVESTOCK INVENTORY ITEMS (number)		
Cattle and calves	7	218
Goats, all	3	150
Horses and ponies	7	55
Layers	3	(D)

Operator Characteristics

Item	Quantity
Primary occupation:	
Farming	28
Other	70
Days worked off farm:	
None	39
Any	59
Years on present farm:	
2 years or less	5
3 to 4 years	6
5 to 9 years	14
10 years or more	73
Age group:	
Under 45 years	6
45 to 64 years	48
65 years and over	44
Average age of principal operator (years)	63.4

Economic Characteristics

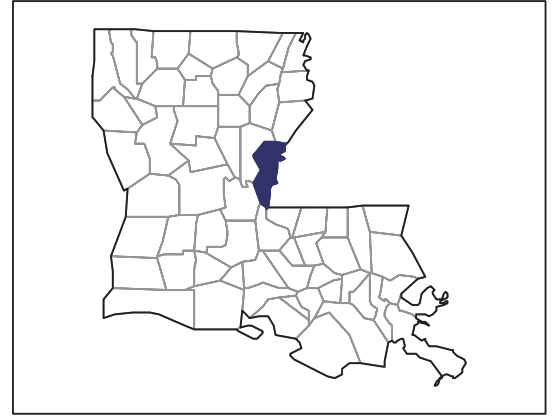
Item	Quantity
Farms by value of sales:	
Less than \$1,000	63
\$1,000 to \$2,499	4
\$2,500 to \$4,999	7
\$5,000 to \$9,999	16
\$10,000 to \$49,999	5
\$50,000 to \$99,999	1
\$100,000 to \$249,999	1
\$250,000 to \$499,999	1
\$500,000 or more	-
Total farm production expenses (\$1,000)	743
Average per farm (\$)	7,582
Net cash farm income of operation (\$1,000)	1,136
Average per farm (\$)	11,592
Value of agricultural products sold directly to individuals for human consumption (\$1,000)	-
Total organic product sales (\$1,000)	-
Total income from farm-related sources, gross before taxes and expenses (\$1,000)	524

See "Census of Agriculture, Volume 1, Geographic Area Series" for complete footnotes, explanations, definitions, and methodology.
(D) Cannot be disclosed. (Z) Less than half of the unit shown.

2007 CENSUS OF AGRICULTURE

Concordia Parish – Louisiana

Farms with Spanish, Hispanic, or Latino Operators Compared with All Farms



Data are not available at this geographic level for farms with Spanish, Hispanic, or Latino operators.



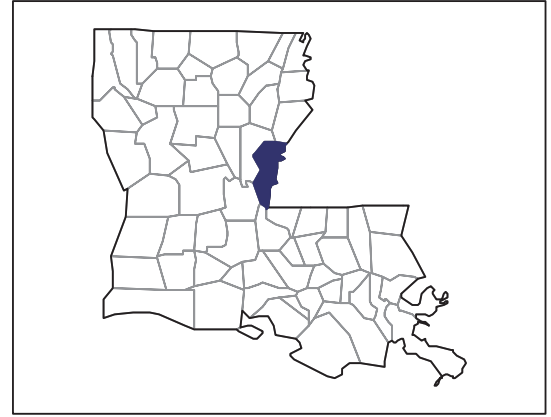
United States Department of Agriculture
National Agricultural Statistics Service

www.agcensus.usda.gov

2007 CENSUS OF AGRICULTURE

Concordia Parish – Louisiana

Farms with American Indian or Alaska Native Operators Compared with All Farms



Data are not available at this geographic level for farms with American Indian or Alaska Native operators.



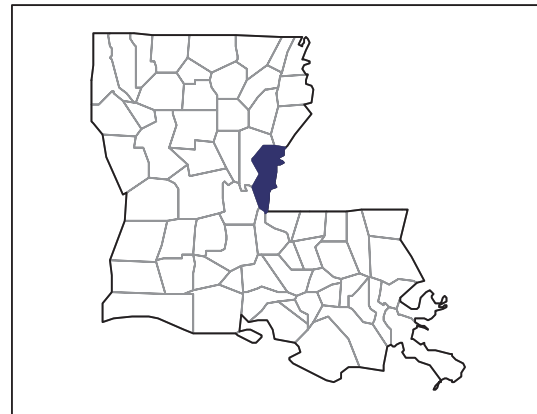
United States Department of Agriculture
National Agricultural Statistics Service

www.agcensus.usda.gov

2007 CENSUS OF AGRICULTURE

Concordia Parish – Louisiana

**Farms with Asian Operators
Compared with All Farms**



Data are not available at this geographic level for farms with Asian operators.



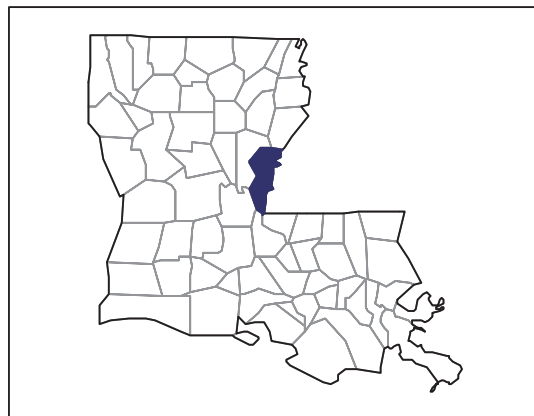
United States Department of Agriculture
National Agricultural Statistics Service

www.agcensus.usda.gov

2007 CENSUS OF AGRICULTURE

Concordia Parish – Louisiana

Farms with Black or African American Operators Compared with All Farms



Data are not available at this geographic level for farms with Black or African American operators.



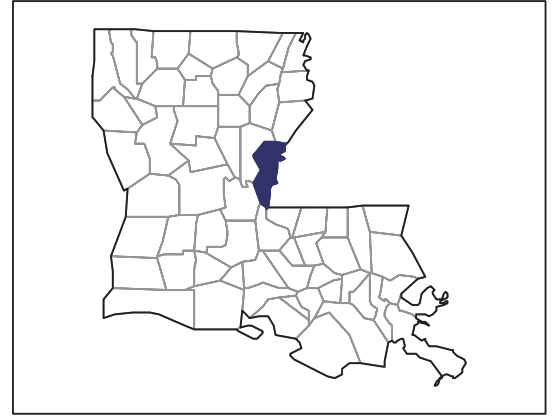
United States Department of Agriculture
National Agricultural Statistics Service

www.agcensus.usda.gov

2007 CENSUS OF AGRICULTURE

Concordia Parish – Louisiana

Farms with Native Hawaiian or Other Pacific Islander Operators Compared with All Farms



Data are not available at this geographic level for farms with Native Hawaiian or Other Pacific Islander operators.



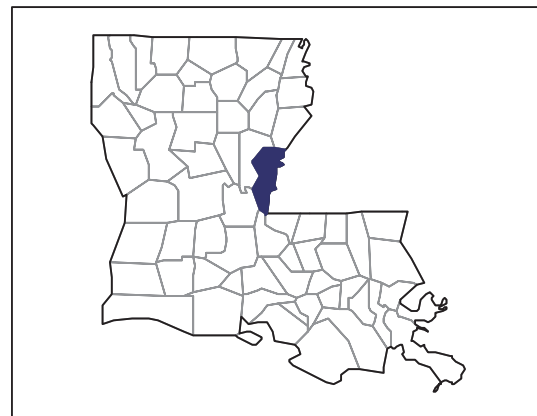
United States Department of Agriculture
National Agricultural Statistics Service

www.agcensus.usda.gov

2007 CENSUS OF AGRICULTURE

Concordia Parish – Louisiana

Farms with White Operators
Compared with All Farms



Data are not available at this geographic level for farms with White operators.



United States Department of Agriculture
National Agricultural Statistics Service

www.agcensus.usda.gov

