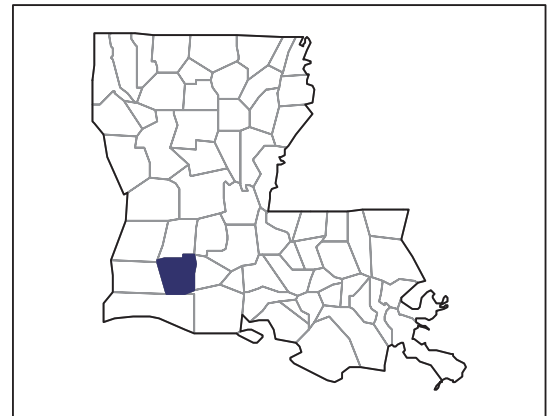


2007 CENSUS OF AGRICULTURE

Jefferson Davis Parish – Louisiana

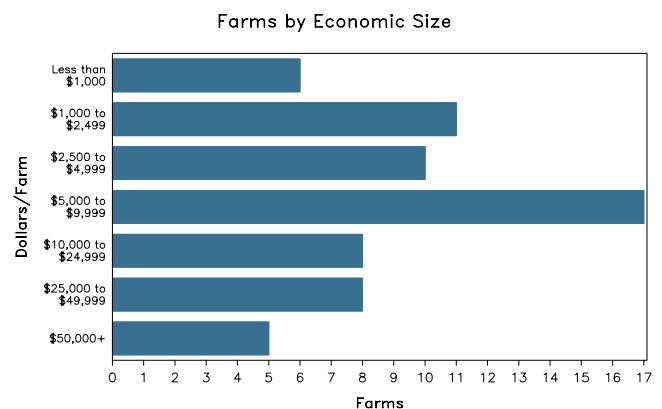
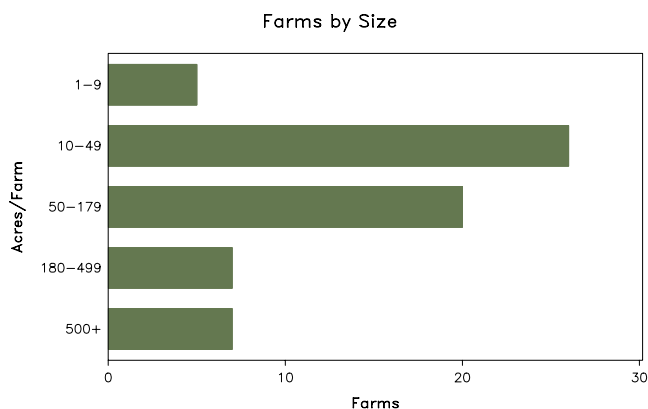
Farms with Women Principal Operators Compared with All Farms



	Women Principal Operators	All Farms
Number of Farms	65	706
Land in Farms	10,442 acres	288,100 acres
Average Size of Farm	161 acres	408 acres
Market Value of Products Sold	\$3,502,000	\$64,763,000
Crop Sales	\$2,567,000	\$57,425,000
Livestock Sales	\$934,000	\$7,338,000
Average Per Farm	\$53,875	\$91,733
Government Payments	\$211,000	\$7,617,000
Average Per Farm Receiving Payments	\$5,690	\$18,094

See footnotes on reverse page.

Farms with Women Principal Operators



2007 CENSUS OF AGRICULTURE

Jefferson Davis Parish – Louisiana Farms with Women Principal Operators

Selected Highlights

Item	Farms	Quantity
MARKET VALUE OF AGRICULTURAL PRODUCTS SOLD (\$1,000)		
Total value of agricultural products sold	65	3,502
Value of crops including nursery and greenhouse	10	2,567
Value of livestock, poultry, and their products	35	934
VALUE OF SALES BY COMMODITY GROUP (\$1,000)		
Grains, oilseeds, dry beans, and dry peas	3	(D)
Tobacco	-	-
Cotton and cottonseed	-	-
Vegetables, melons, potatoes and sweet potatoes	-	-
Fruits, tree nuts, and berries	-	-
Nursery, greenhouse, floriculture, and sod	1	(D)
Cut Christmas trees and short rotation woody crops	-	-
Other crops and hay	7	(D)
Poultry and eggs	2	(D)
Cattle and calves	22	384
Milk and other dairy products from cows	-	-
Hogs and pigs	3	(D)
Sheep, goats, and their products	7	(D)
Horses, ponies, mules, burros, and donkeys	13	513
Aquaculture	2	(D)
Other animals and other animal products	-	-
TOP CROP ITEMS (acres)		
Sugarcane for sugar	1	(D)
Rice	3	772
Sod harvested	1	(D)
Forage - land used for all hay and haylage, grass silage, and greenchop	15	522
Sugarcane for seed	1	(D)
TOP LIVESTOCK INVENTORY ITEMS (number)		
Cattle and calves	18	1,315
Horses and ponies	30	269
Goats, all	7	178
Layers	2	(D)
Broilers and other meat-type chickens	1	(D)

Operator Characteristics

Item	Quantity
Primary occupation:	
Farming	36
Other	29
Days worked off farm:	
None	32
Any	33
Years on present farm:	
2 years or less	6
3 to 4 years	2
5 to 9 years	23
10 years or more	34
Age group:	
Under 45 years	13
45 to 64 years	37
65 years and over	15
Average age of principal operator (years)	54.9

Economic Characteristics

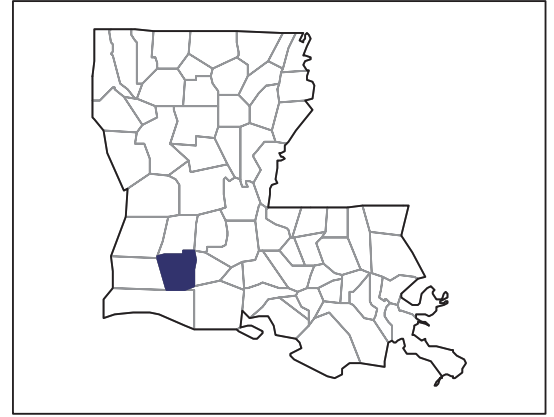
Item	Quantity
Farms by value of sales:	
Less than \$1,000	26
\$1,000 to \$2,499	5
\$2,500 to \$4,999	4
\$5,000 to \$9,999	11
\$10,000 to \$49,999	14
\$50,000 to \$99,999	-
\$100,000 to \$249,999	2
\$250,000 to \$499,999	1
\$500,000 or more	2
Total farm production expenses (\$1,000)	3,514
Average per farm (\$)	54,058
Net cash farm income of operation (\$1,000)	253
Average per farm (\$)	3,896
Value of agricultural products sold directly to individuals for human consumption (\$1,000)	3
Total organic product sales (\$1,000)	-
Total income from farm-related sources, gross before taxes and expenses (\$1,000)	(D)

See "Census of Agriculture, Volume 1, Geographic Area Series" for complete footnotes, explanations, definitions, and methodology.
(D) Cannot be disclosed. (Z) Less than half of the unit shown.

2007 CENSUS OF AGRICULTURE

Jefferson Davis Parish – Louisiana

Farms with Spanish, Hispanic, or Latino Operators Compared with All Farms



Data are not available at this geographic level for farms with Spanish, Hispanic, or Latino operators.



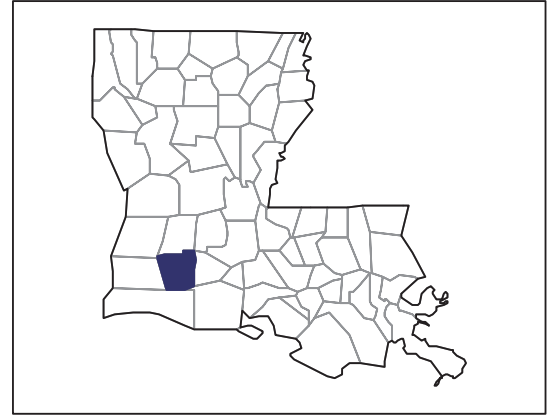
United States Department of Agriculture
National Agricultural Statistics Service

www.agcensus.usda.gov

2007 CENSUS OF AGRICULTURE

Jefferson Davis Parish – Louisiana

Farms with American Indian or Alaska Native Operators Compared with All Farms



Data are not available at this geographic level for farms with American Indian or Alaska Native operators.



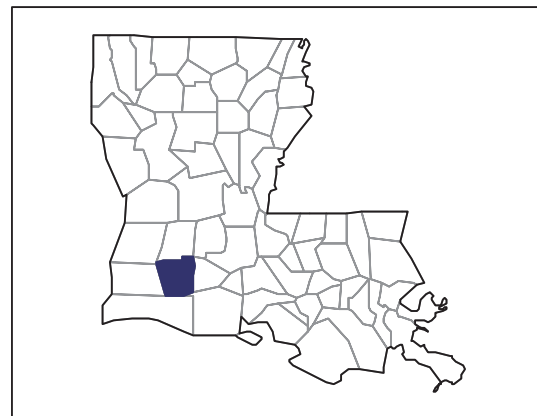
United States Department of Agriculture
National Agricultural Statistics Service

www.agcensus.usda.gov

2007 CENSUS OF AGRICULTURE

Jefferson Davis Parish – Louisiana

Farms with Asian Operators
Compared with All Farms



Data are not available at this geographic level for farms with Asian operators.



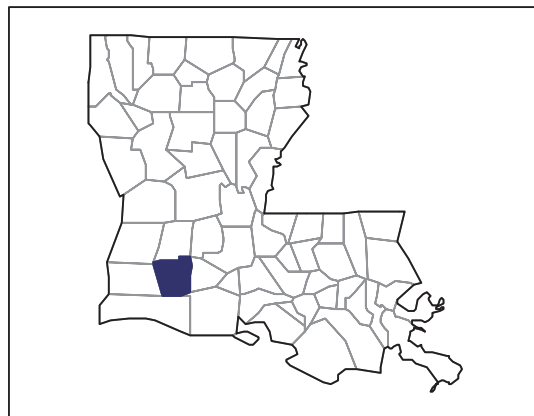
United States Department of Agriculture
National Agricultural Statistics Service

www.agcensus.usda.gov

2007 CENSUS OF AGRICULTURE

Jefferson Davis Parish – Louisiana

Farms with Black or African American Operators Compared with All Farms



Data are not available at this geographic level for farms with Black or African American operators.



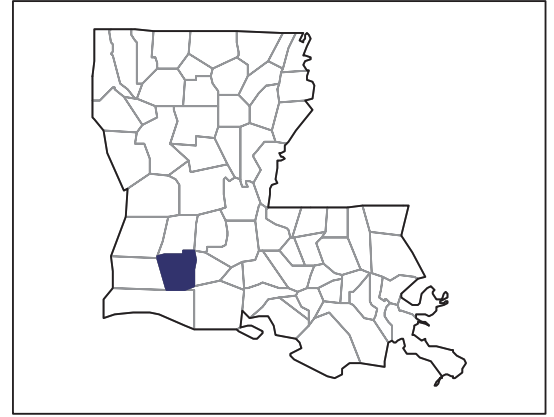
United States Department of Agriculture
National Agricultural Statistics Service

www.agcensus.usda.gov

2007 CENSUS OF AGRICULTURE

Jefferson Davis Parish – Louisiana

Farms with Native Hawaiian or Other Pacific Islander Operators Compared with All Farms



Data are not available at this geographic level for farms with Native Hawaiian or Other Pacific Islander operators.



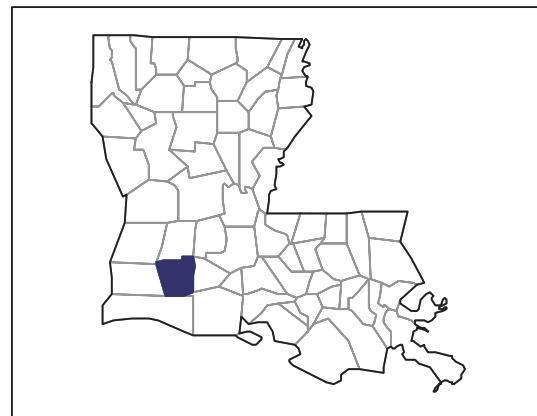
United States Department of Agriculture
National Agricultural Statistics Service

www.agcensus.usda.gov

2007 CENSUS OF AGRICULTURE

Jefferson Davis Parish – Louisiana

Farms with White Operators
Compared with All Farms



Data are not available at this geographic level for farms with White operators.



United States Department of Agriculture
National Agricultural Statistics Service

www.agcensus.usda.gov

