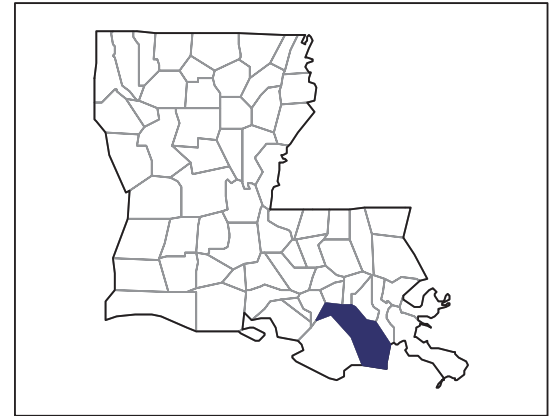


2007 CENSUS OF AGRICULTURE



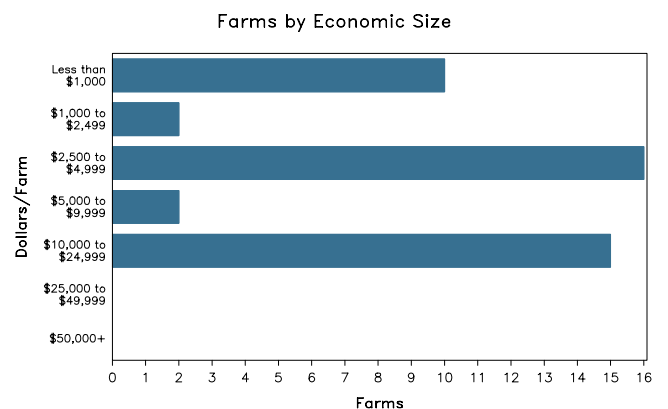
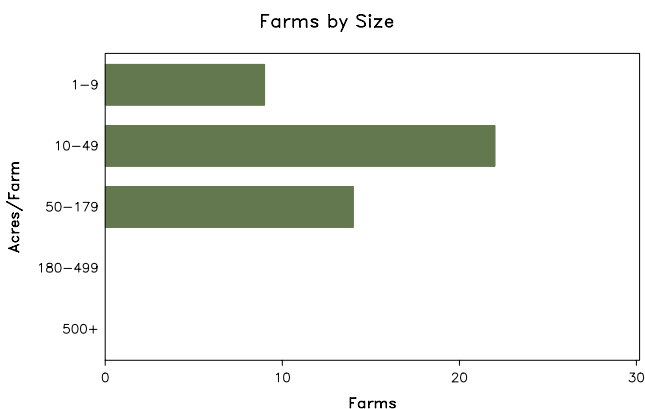
Lafourche Parish – Louisiana

Farms with Women Principal Operators Compared with All Farms

	Women Principal Operators	All Farms
Number of Farms	45	440
Land in Farms	1,710 acres	106,119 acres
Average Size of Farm	38 acres	241 acres
Market Value of Products Sold	\$278,000	\$41,970,000
Crop Sales	(D)	\$22,802,000
Livestock Sales	(D)	\$19,168,000
Average Per Farm	\$6,184	\$95,386
Government Payments	-	\$154,000
Average Per Farm Receiving Payments	-	\$6,431

See footnotes on reverse page.

Farms with Women Principal Operators



2007 CENSUS OF AGRICULTURE

Lafourche Parish – Louisiana Farms with Women Principal Operators

Selected Highlights

Item	Farms	Quantity
MARKET VALUE OF AGRICULTURAL PRODUCTS SOLD (\$1,000)		
Total value of agricultural products sold	45	278
Value of crops including nursery and greenhouse	8	(D)
Value of livestock, poultry, and their products	35	(D)
VALUE OF SALES BY COMMODITY GROUP (\$1,000)		
Grains, oilseeds, dry beans, and dry peas	-	-
Tobacco	-	-
Cotton and cottonseed	-	-
Vegetables, melons, potatoes and sweet potatoes	-	-
Fruits, tree nuts, and berries	-	-
Nursery, greenhouse, floriculture, and sod	-	-
Cut Christmas trees and short rotation woody crops	-	-
Other crops and hay	8	(D)
Poultry and eggs	7	(D)
Cattle and calves	21	(D)
Milk and other dairy products from cows	3	27
Hogs and pigs	-	-
Sheep, goats, and their products	-	-
Horses, ponies, mules, burros, and donkeys	7	68
Aquaculture	-	-
Other animals and other animal products	2	(D)
TOP CROP ITEMS (acres)		
Forage - land used for all hay and haylage, grass silage, and greenchop	15	296
Sugarcane for sugar	1	(D)
TOP LIVESTOCK INVENTORY ITEMS (number)		
Cattle and calves	27	661
Layers	7	313
Horses and ponies	18	173
Broilers and other meat-type chickens	3	75
Goats, all	2	(D)

Operator Characteristics

Item	Quantity
Primary occupation:	
Farming	21
Other	24
Days worked off farm:	
None	17
Any	28
Years on present farm:	
2 years or less	2
3 to 4 years	12
5 to 9 years	13
10 years or more	18
Age group:	
Under 45 years	14
45 to 64 years	25
65 years and over	6
Average age of principal operator (years)	52.9

Economic Characteristics

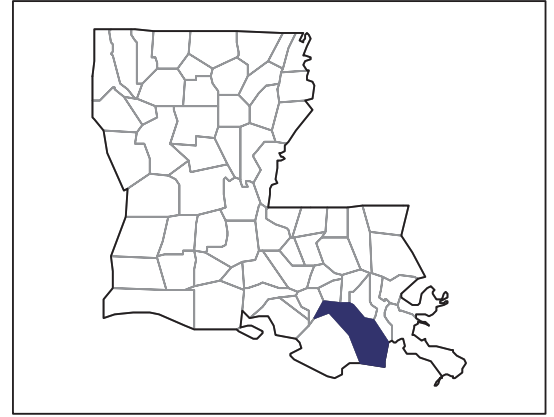
Item	Quantity
Farms by value of sales:	
Less than \$1,000	10
\$1,000 to \$2,499	2
\$2,500 to \$4,999	16
\$5,000 to \$9,999	2
\$10,000 to \$49,999	15
\$50,000 to \$99,999	-
\$100,000 to \$249,999	-
\$250,000 to \$499,999	-
\$500,000 or more	-
Total farm production expenses (\$1,000)	498
Average per farm (\$)	11,073
Net cash farm income of operation (\$1,000)	-160
Average per farm (\$)	-3,545
Value of agricultural products sold directly to individuals for human consumption (\$1,000)	-
Total organic product sales (\$1,000)	-
Total income from farm-related sources, gross before taxes and expenses (\$1,000)	60

See "Census of Agriculture, Volume 1, Geographic Area Series" for complete footnotes, explanations, definitions, and methodology.
(D) Cannot be disclosed. (Z) Less than half of the unit shown.

2007 CENSUS OF AGRICULTURE

Lafourche Parish – Louisiana

Farms with Spanish, Hispanic, or Latino Operators Compared with All Farms



Data are not available at this geographic level for farms with Spanish, Hispanic, or Latino operators.



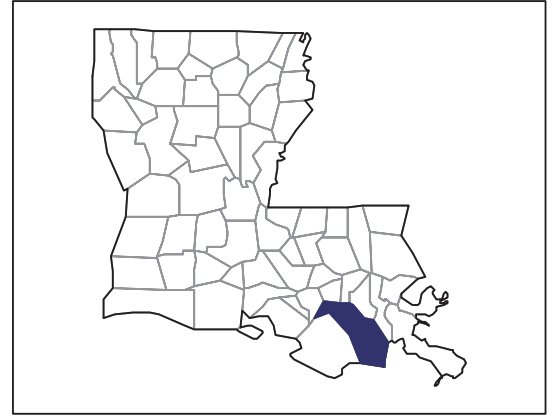
United States Department of Agriculture
National Agricultural Statistics Service

www.agcensus.usda.gov

2007 CENSUS OF AGRICULTURE

Lafourche Parish – Louisiana

Farms with American Indian or Alaska Native Operators Compared with All Farms



Data are not available at this geographic level for farms with American Indian or Alaska Native operators.



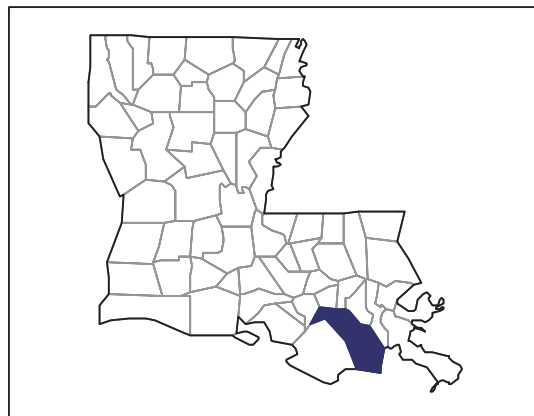
United States Department of Agriculture
National Agricultural Statistics Service

www.agcensus.usda.gov

2007 CENSUS OF AGRICULTURE

Lafourche Parish – Louisiana

Farms with Asian Operators
Compared with All Farms



Data are not available at this geographic level for farms with Asian operators.



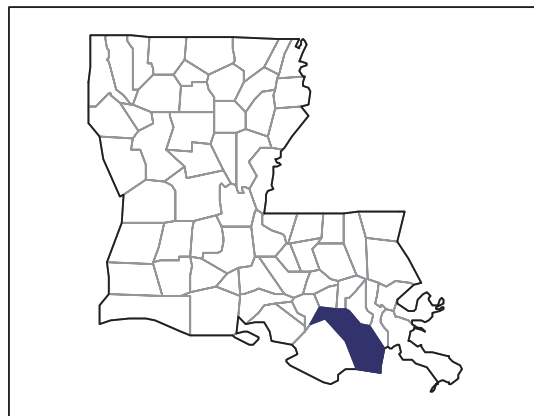
United States Department of Agriculture
National Agricultural Statistics Service

www.agcensus.usda.gov

2007 CENSUS OF AGRICULTURE

Lafourche Parish – Louisiana

Farms with Black or African American Operators Compared with All Farms



Data are not available at this geographic level for farms with Black or African American operators.



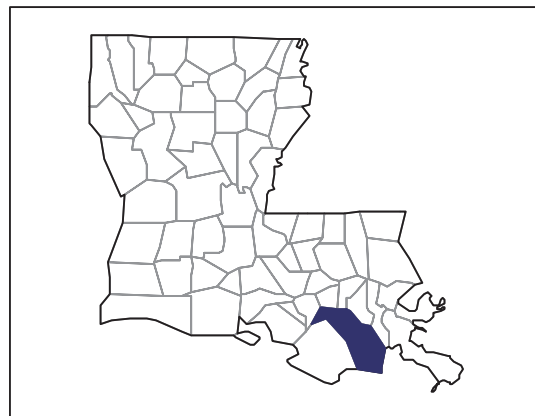
United States Department of Agriculture
National Agricultural Statistics Service

www.agcensus.usda.gov

2007 CENSUS OF AGRICULTURE

Lafourche Parish – Louisiana

Farms with Native Hawaiian or Other Pacific Islander Operators Compared with All Farms



Data are not available at this geographic level for farms with Native Hawaiian or Other Pacific Islander operators.



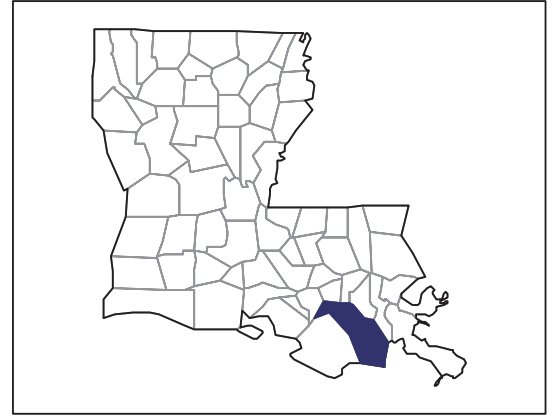
United States Department of Agriculture
National Agricultural Statistics Service

www.agcensus.usda.gov

2007 CENSUS OF AGRICULTURE

Lafourche Parish – Louisiana

Farms with White Operators
Compared with All Farms



Data are not available at this geographic level for farms with White operators.



United States Department of Agriculture
National Agricultural Statistics Service

www.agcensus.usda.gov

