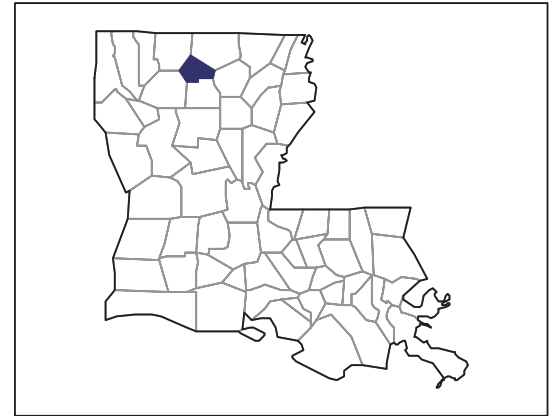


# 2007 CENSUS OF AGRICULTURE



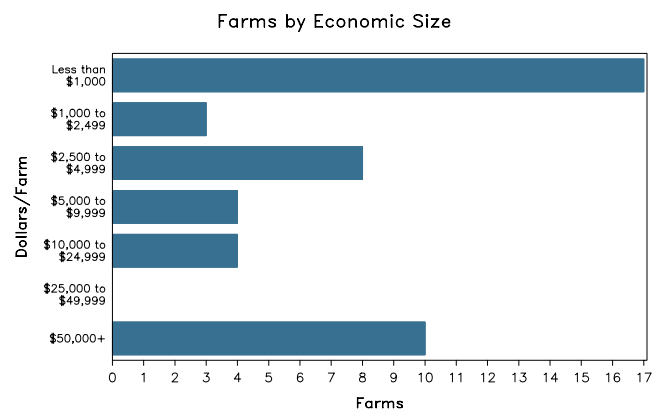
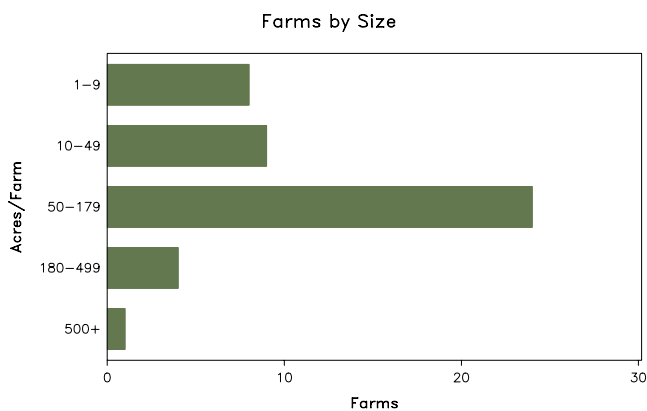
## Lincoln Parish – Louisiana

### Farms with Women Principal Operators Compared with All Farms

	Women Principal Operators	All Farms
<b>Number of Farms</b>	46	321
<b>Land in Farms</b>	4,003 acres	52,490 acres
<b>Average Size of Farm</b>	87 acres	164 acres
<b>Market Value of Products Sold</b>	\$18,274,000	\$119,727,000
Crop Sales	\$310,000	\$2,927,000
Livestock Sales	\$17,964,000	\$116,800,000
Average Per Farm	\$397,263	\$372,981
<b>Government Payments</b>	\$38,000	\$252,000
Average Per Farm Receiving Payments	\$7,688	\$8,403

See footnotes on reverse page.

### Farms with Women Principal Operators



# 2007 CENSUS OF AGRICULTURE

## Lincoln Parish – Louisiana Farms with Women Principal Operators

### Selected Highlights

Item	Farms	Quantity
<b>MARKET VALUE OF AGRICULTURAL PRODUCTS SOLD (\$1,000)</b>		
Total value of agricultural products sold	46	18,274
Value of crops including nursery and greenhouse	10	310
Value of livestock, poultry, and their products	27	17,964
<b>VALUE OF SALES BY COMMODITY GROUP (\$1,000)</b>		
Grains, oilseeds, dry beans, and dry peas	1	(D)
Tobacco	-	-
Cotton and cottonseed	-	-
Vegetables, melons, potatoes and sweet potatoes	-	-
Fruits, tree nuts, and berries	-	-
Nursery, greenhouse, floriculture, and sod	2	(D)
Cut Christmas trees and short rotation woody crops	-	-
Other crops and hay	7	56
Poultry and eggs	11	17,815
Cattle and calves	12	(D)
Milk and other dairy products from cows	-	-
Hogs and pigs	-	-
Sheep, goats, and their products	-	-
Horses, ponies, mules, burros, and donkeys	6	(D)
Aquaculture	-	-
Other animals and other animal products	-	-
<b>TOP CROP ITEMS (acres)</b>		
Forage - land used for all hay and haylage, grass silage, and greenchop	11	368
Soybeans for beans	1	(D)
Short-rotation woody crops	1	(D)
<b>TOP LIVESTOCK INVENTORY ITEMS (number)</b>		
Broilers and other meat-type chickens	5	1,128,167
Layers	6	(D)
Cattle and calves	18	412
Horses and ponies	20	86
Pullets for laying flock replacement	2	(D)

### Operator Characteristics

Item	Quantity
Primary occupation:	
Farming	25
Other	21
Days worked off farm:	
None	14
Any	32
Years on present farm:	
2 years or less	3
3 to 4 years	-
5 to 9 years	24
10 years or more	19
Age group:	
Under 45 years	5
45 to 64 years	22
65 years and over	19
Average age of principal operator (years)	59.5

### Economic Characteristics

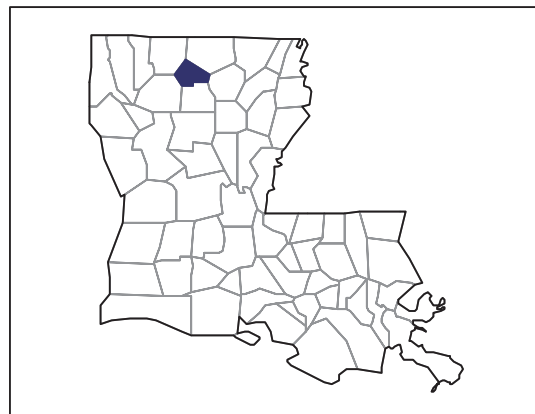
Item	Quantity
Farms by value of sales:	
Less than \$1,000	20
\$1,000 to \$2,499	3
\$2,500 to \$4,999	5
\$5,000 to \$9,999	4
\$10,000 to \$49,999	4
\$50,000 to \$99,999	2
\$100,000 to \$249,999	2
\$250,000 to \$499,999	-
\$500,000 or more	6
Total farm production expenses (\$1,000)	13,930
Average per farm (\$)	302,818
Net cash farm income of operation (\$1,000)	4,394
Average per farm (\$)	95,518
Value of agricultural products sold directly to individuals for human consumption (\$1,000)	-
Total organic product sales (\$1,000)	-
Total income from farm-related sources, gross before taxes and expenses (\$1,000)	(D)

See "Census of Agriculture, Volume 1, Geographic Area Series" for complete footnotes, explanations, definitions, and methodology.  
(D) Cannot be disclosed. (Z) Less than half of the unit shown.

# 2007 CENSUS OF AGRICULTURE

## Lincoln Parish – Louisiana

### Farms with Spanish, Hispanic, or Latino Operators Compared with All Farms



Data are not available at this geographic level for farms with Spanish, Hispanic, or Latino operators.



United States Department of Agriculture  
National Agricultural Statistics Service

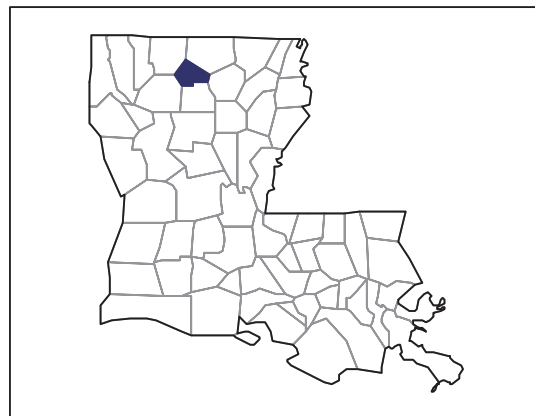
[www.agcensus.usda.gov](http://www.agcensus.usda.gov)



# 2007 CENSUS OF AGRICULTURE

## Lincoln Parish – Louisiana

### Farms with American Indian or Alaska Native Operators Compared with All Farms



Data are not available at this geographic level for farms with American Indian or Alaska Native operators.



United States Department of Agriculture  
National Agricultural Statistics Service

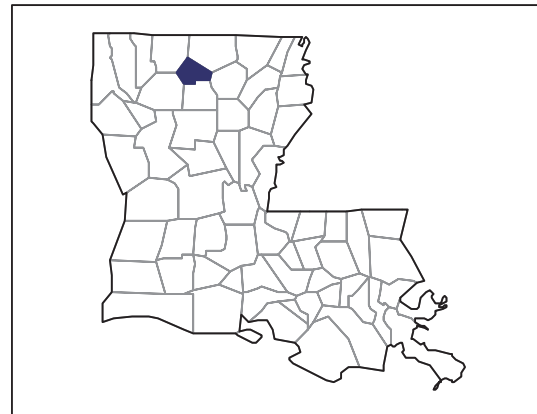
[www.agcensus.usda.gov](http://www.agcensus.usda.gov)



# 2007 CENSUS OF AGRICULTURE

**Lincoln Parish – Louisiana**

**Farms with Asian Operators  
Compared with All Farms**



**Data are not available at this geographic level for farms with Asian operators.**



United States Department of Agriculture  
National Agricultural Statistics Service

[www.agcensus.usda.gov](http://www.agcensus.usda.gov)

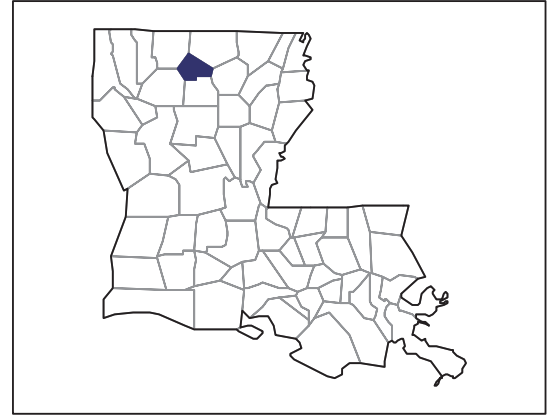




# 2007 CENSUS OF AGRICULTURE

**Lincoln Parish – Louisiana**

**Farms with Black or African American Operators Compared with All Farms**



**Data are not available at this geographic level for farms with Black or African American operators.**



United States Department of Agriculture  
National Agricultural Statistics Service

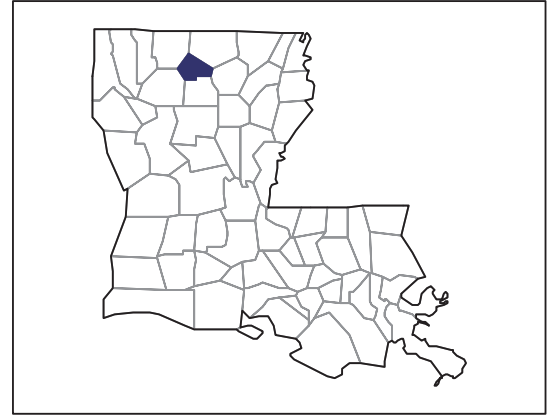
[www.agcensus.usda.gov](http://www.agcensus.usda.gov)



# 2007 CENSUS OF AGRICULTURE

## Lincoln Parish – Louisiana

### Farms with Native Hawaiian or Other Pacific Islander Operators Compared with All Farms



Data are not available at this geographic level for farms with Native Hawaiian or Other Pacific Islander operators.



United States Department of Agriculture  
National Agricultural Statistics Service

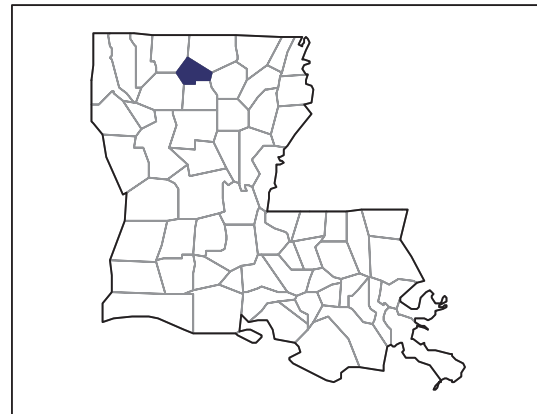
[www.agcensus.usda.gov](http://www.agcensus.usda.gov)



# 2007 CENSUS OF AGRICULTURE

Lincoln Parish – Louisiana

Farms with White Operators  
Compared with All Farms



Data are not available at this geographic level for farms with White operators.



United States Department of Agriculture  
National Agricultural Statistics Service

[www.agcensus.usda.gov](http://www.agcensus.usda.gov)

