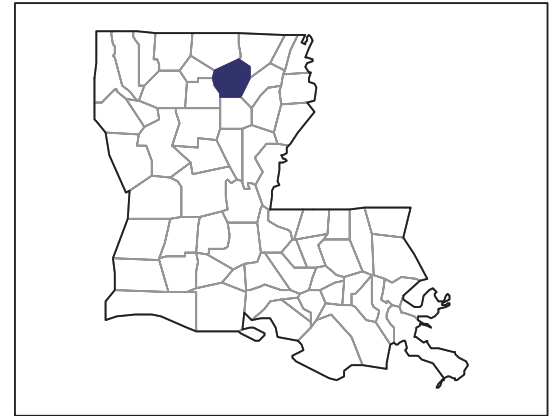


2007 CENSUS OF AGRICULTURE



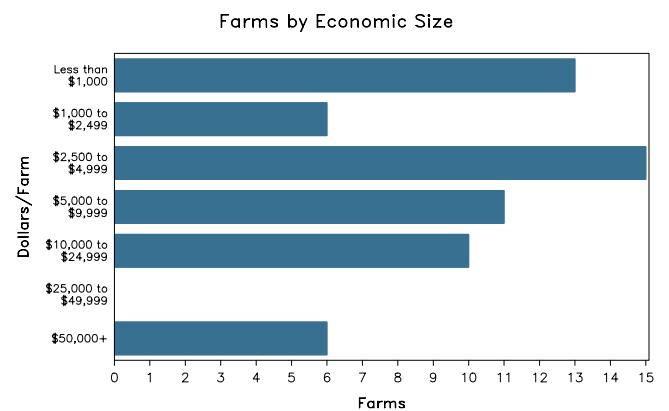
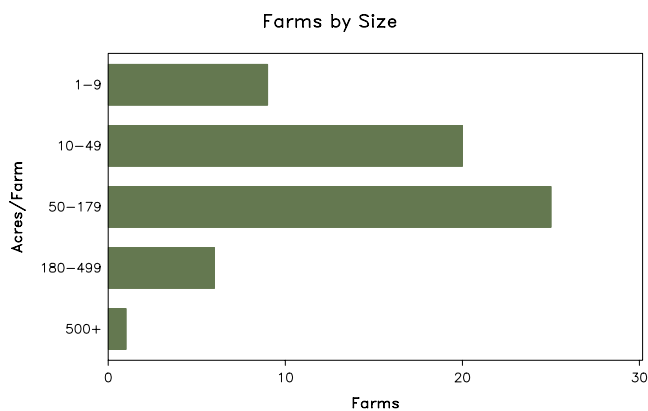
Ouachita Parish – Louisiana

Farms with Women Principal Operators Compared with All Farms

	Women Principal Operators	All Farms
Number of Farms	61	502
Land in Farms	5,191 acres	85,341 acres
Average Size of Farm	85 acres	170 acres
Market Value of Products Sold	\$3,142,000	\$33,642,000
Crop Sales	(D)	\$12,905,000
Livestock Sales	(D)	\$20,737,000
Average Per Farm	\$51,504	\$67,016
Government Payments	\$182,000	\$2,081,000
Average Per Farm Receiving Payments	\$10,085	\$16,649

See footnotes on reverse page.

Farms with Women Principal Operators



2007 CENSUS OF AGRICULTURE

Ouachita Parish – Louisiana Farms with Women Principal Operators

Selected Highlights

Item	Farms	Quantity
MARKET VALUE OF AGRICULTURAL PRODUCTS SOLD (\$1,000)		
Total value of agricultural products sold	61	3,142
Value of crops including nursery and greenhouse	26	(D)
Value of livestock, poultry, and their products	27	(D)
VALUE OF SALES BY COMMODITY GROUP (\$1,000)		
Grains, oilseeds, dry beans, and dry peas	4	390
Tobacco	-	-
Cotton and cottonseed	-	-
Vegetables, melons, potatoes and sweet potatoes	7	(D)
Fruits, tree nuts, and berries	1	(D)
Nursery, greenhouse, floriculture, and sod	-	-
Cut Christmas trees and short rotation woody crops	-	-
Other crops and hay	14	64
Poultry and eggs	7	(D)
Cattle and calves	4	24
Milk and other dairy products from cows	-	-
Hogs and pigs	3	10
Sheep, goats, and their products	1	(D)
Horses, ponies, mules, burros, and donkeys	14	(D)
Aquaculture	-	-
Other animals and other animal products	-	-
TOP CROP ITEMS (acres)		
Corn for grain	4	1,000
Forage - land used for all hay and haylage, grass silage, and greenchop	16	546
Vegetables harvested for sale	7	69
Watermelons	3	47
Peas, green southern (cowpeas) - blackeyed, crowder, etc.	7	12
TOP LIVESTOCK INVENTORY ITEMS (number)		
Broilers and other meat-type chickens	1	(D)
Layers	7	(D)
Horses and ponies	29	179
Cattle and calves	4	95
Goats, all	5	55

Operator Characteristics

Item	Quantity
Primary occupation:	
Farming	9
Other	52
Days worked off farm:	
None	10
Any	51
Years on present farm:	
2 years or less	7
3 to 4 years	2
5 to 9 years	12
10 years or more	40
Age group:	
Under 45 years	10
45 to 64 years	34
65 years and over	17
Average age of principal operator (years)	56.7

Economic Characteristics

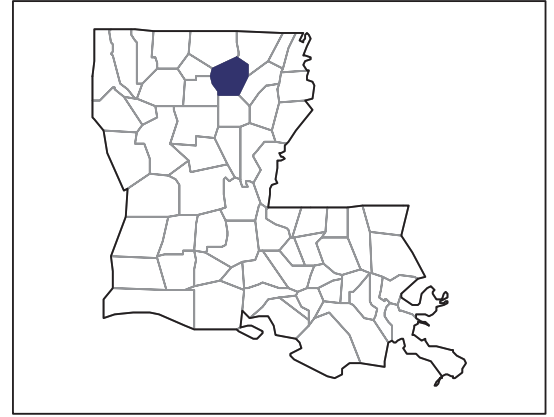
Item	Quantity
Farms by value of sales:	
Less than \$1,000	19
\$1,000 to \$2,499	3
\$2,500 to \$4,999	18
\$5,000 to \$9,999	10
\$10,000 to \$49,999	5
\$50,000 to \$99,999	4
\$100,000 to \$249,999	-
\$250,000 to \$499,999	-
\$500,000 or more	2
Total farm production expenses (\$1,000)	3,031
Average per farm (\$)	49,691
Net cash farm income of operation (\$1,000)	611
Average per farm (\$)	10,017
Value of agricultural products sold directly to individuals for human consumption (\$1,000)	16
Total organic product sales (\$1,000)	-
Total income from farm-related sources, gross before taxes and expenses (\$1,000)	319

See "Census of Agriculture, Volume 1, Geographic Area Series" for complete footnotes, explanations, definitions, and methodology.
(D) Cannot be disclosed. (Z) Less than half of the unit shown.

2007 CENSUS OF AGRICULTURE

Ouachita Parish – Louisiana

Farms with Spanish, Hispanic, or Latino Operators Compared with All Farms



Data are not available at this geographic level for farms with Spanish, Hispanic, or Latino operators.



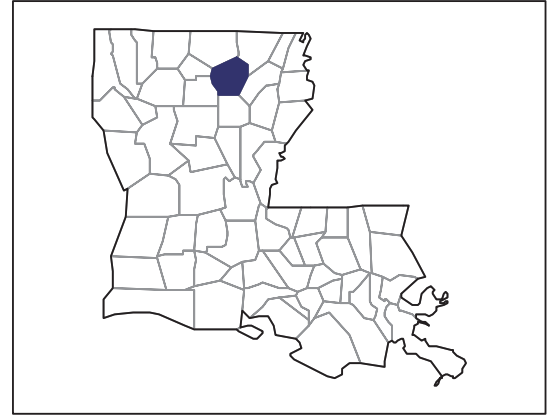
United States Department of Agriculture
National Agricultural Statistics Service

www.agcensus.usda.gov

2007 CENSUS OF AGRICULTURE

Ouachita Parish – Louisiana

Farms with American Indian or Alaska Native Operators Compared with All Farms



Data are not available at this geographic level for farms with American Indian or Alaska Native operators.



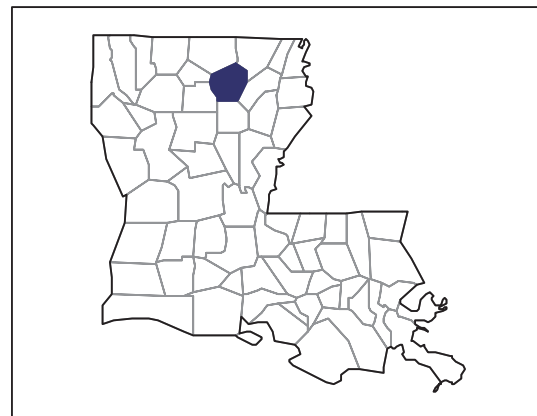
United States Department of Agriculture
National Agricultural Statistics Service

www.agcensus.usda.gov

2007 CENSUS OF AGRICULTURE

Ouachita Parish – Louisiana

**Farms with Asian Operators
Compared with All Farms**



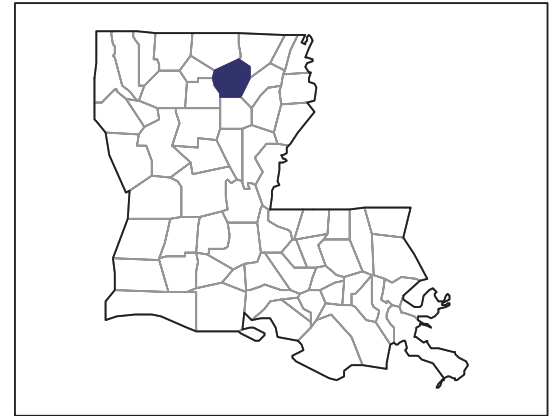
Data are not available at this geographic level for farms with Asian operators.



United States Department of Agriculture
National Agricultural Statistics Service

www.agcensus.usda.gov

2007 CENSUS OF AGRICULTURE



Ouachita Parish – Louisiana

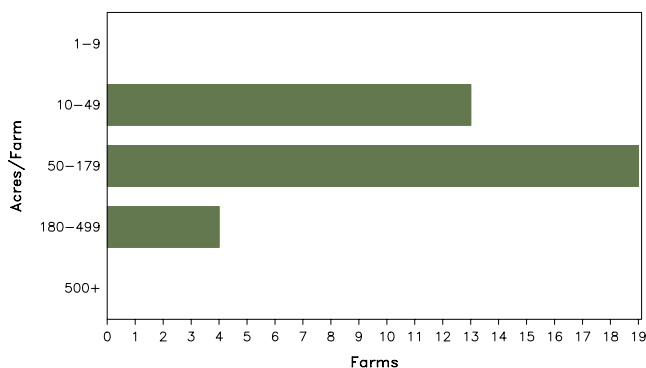
Farms with Black or African American Operators Compared with All Farms

	Black or African American Operators ²	All Farms
Number of Farm Operators ¹	42	733
Number of Farms	36	502
Land in Farms	2,817 acres	85,341 acres
Average Size of Farm	78 acres	170 acres
Market Value of Products Sold	\$260,000	\$33,642,000
Crop Sales	\$231,000	\$12,905,000
Livestock Sales	\$29,000	\$20,737,000
Average Per Farm	\$7,225	\$67,016
Government Payments	\$146,000	\$2,081,000
Average Per Farm Receiving Payments	\$7,288	\$16,649

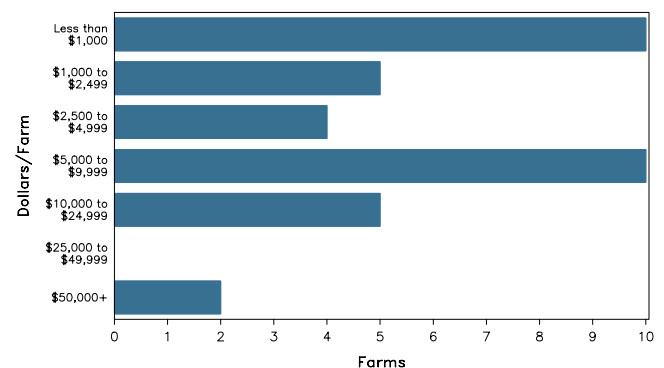
See footnotes on reverse page.

Farms with Black or African American Operators

Farms by Size



Farms by Economic Size



2007 CENSUS OF AGRICULTURE

Ouachita Parish – Louisiana Farms with Black or African American Operators

Selected Highlights

Item	Farms	Quantity
MARKET VALUE OF AGRICULTURAL PRODUCTS SOLD (\$1,000)		
Total value of agricultural products sold	36	260
Value of crops including nursery and greenhouse	22	231
Value of livestock, poultry, and their products	8	29
VALUE OF SALES BY COMMODITY GROUP (\$1,000)		
Grains, oilseeds, dry beans, and dry peas	2	(D)
Tobacco	-	-
Cotton and cottonseed	6	28
Vegetables, melons, potatoes and sweet potatoes	4	9
Fruits, tree nuts, and berries	-	-
Nursery, greenhouse, floriculture, and sod	-	-
Cut Christmas trees and short rotation woody crops	-	-
Other crops and hay	10	(D)
Poultry and eggs	-	-
Cattle and calves	4	(D)
Milk and other dairy products from cows	-	-
Hogs and pigs	-	-
Sheep, goats, and their products	-	-
Horses, ponies, mules, burros, and donkeys	4	(D)
Aquaculture	-	-
Other animals and other animal products	-	-
TOP CROP ITEMS (acres)		
Forage - land used for all hay and haylage, grass silage, and greenchop	10	560
Soybeans for beans	2	(D)
Cotton, all	6	96
Vegetables harvested for sale	4	63
Watermelons	3	47
TOP LIVESTOCK INVENTORY ITEMS (number)		
Cattle and calves	8	270
Horses and ponies	8	20

Operator Characteristics

Item	Quantity
Primary occupation:	
Farming	13
Other	29
Days worked off farm:	
None	14
Any	28
Years on present farm:	
2 years or less	-
3 to 4 years	2
5 to 9 years	1
10 years or more	39
Age group:	
Under 45 years	4
45 to 64 years	20
65 years and over	18
Average age (years)	60.0

Economic Characteristics

Item	Quantity
Farms by value of sales:	
Less than \$1,000	14
\$1,000 to \$2,499	2
\$2,500 to \$4,999	13
\$5,000 to \$9,999	5
\$10,000 to \$49,999	-
\$50,000 to \$99,999	1
\$100,000 to \$249,999	1
\$250,000 to \$499,999	-
\$500,000 or more	-
Total farm production expenses (\$1,000)	630
Average per farm (\$)	17,488
Net cash farm income of operation (\$1,000)	-221
Average per farm (\$)	-6,150
Value of agricultural products sold directly to individuals for human consumption (\$1,000)	10
Total organic product sales (\$1,000)	(D)
Total income from farm-related sources, gross before taxes and expenses (\$1,000)	2

See "Census of Agriculture, Volume 1, Geographic Area Series" for complete footnotes, explanations, definitions, and methodology.

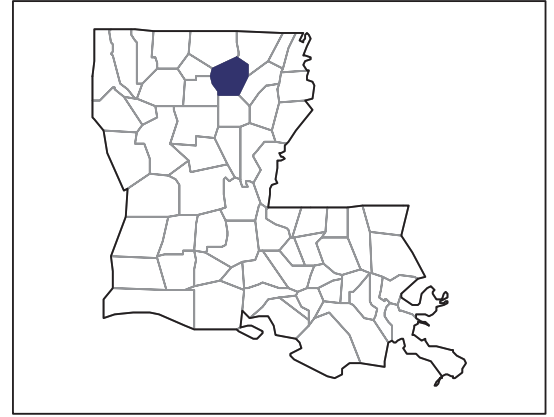
(D) Cannot be disclosed. (Z) Less than half of the unit shown.

¹ Data were collected for a maximum of three operators per farm. ² Operators reporting selected race alone or in combination with other races.

2007 CENSUS OF AGRICULTURE

Ouachita Parish – Louisiana

Farms with Native Hawaiian or Other Pacific Islander Operators Compared with All Farms



Data are not available at this geographic level for farms with Native Hawaiian or Other Pacific Islander operators.



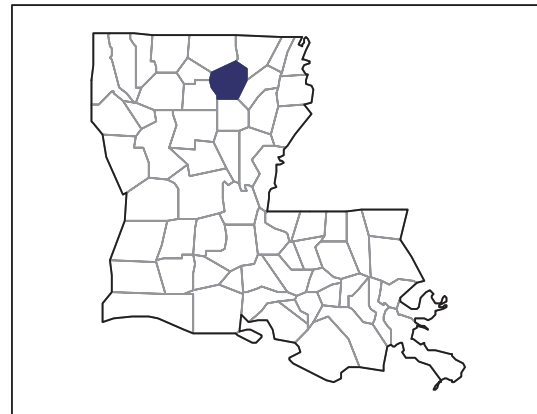
United States Department of Agriculture
National Agricultural Statistics Service

www.agcensus.usda.gov

2007 CENSUS OF AGRICULTURE

Ouachita Parish – Louisiana

**Farms with White Operators
Compared with All Farms**



Data are not available at this geographic level for farms with White operators.



United States Department of Agriculture
National Agricultural Statistics Service

www.agcensus.usda.gov

