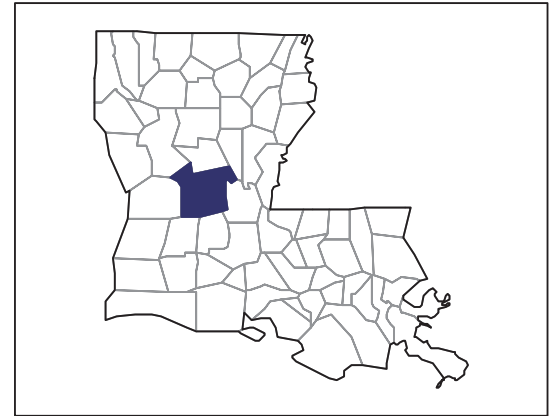


2007 CENSUS OF AGRICULTURE



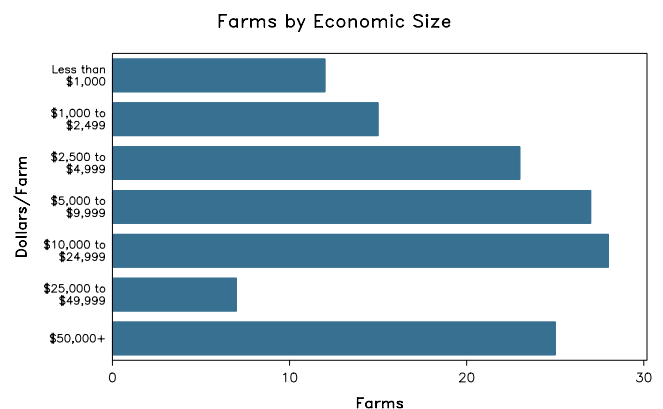
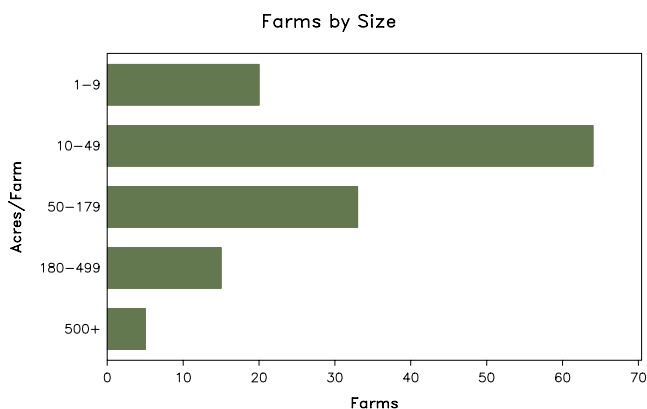
Rapides Parish – Louisiana

Farms with Women Principal Operators Compared with All Farms

	Women Principal Operators	All Farms
Number of Farms	137	977
Land in Farms	13,476 acres	177,300 acres
Average Size of Farm	98 acres	181 acres
Market Value of Products Sold	\$11,699,000	\$84,549,000
Crop Sales	\$10,757,000	\$73,704,000
Livestock Sales	\$942,000	\$10,845,000
Average Per Farm	\$85,394	\$86,539
Government Payments	\$221,000	\$3,917,000
Average Per Farm Receiving Payments	\$10,047	\$22,254

See footnotes on reverse page.

Farms with Women Principal Operators



2007 CENSUS OF AGRICULTURE

Rapides Parish – Louisiana Farms with Women Principal Operators

Selected Highlights

Item	Farms	Quantity
MARKET VALUE OF AGRICULTURAL PRODUCTS SOLD (\$1,000)		
Total value of agricultural products sold	137	11,699
Value of crops including nursery and greenhouse	69	10,757
Value of livestock, poultry, and their products	62	942
VALUE OF SALES BY COMMODITY GROUP (\$1,000)		
Grains, oilseeds, dry beans, and dry peas	5	604
Tobacco	-	-
Cotton and cottonseed	-	-
Vegetables, melons, potatoes and sweet potatoes	3	(D)
Fruits, tree nuts, and berries	2	(D)
Nursery, greenhouse, floriculture, and sod	33	9,509
Cut Christmas trees and short rotation woody crops	4	30
Other crops and hay	28	589
Poultry and eggs	12	11
Cattle and calves	39	747
Milk and other dairy products from cows	-	-
Hogs and pigs	1	(D)
Sheep, goats, and their products	7	(D)
Horses, ponies, mules, burros, and donkeys	22	(D)
Aquaculture	-	-
Other animals and other animal products	2	(D)
TOP CROP ITEMS (acres)		
Forage - land used for all hay and haylage, grass silage, and greenchop	43	1,615
Soybeans for beans	4	745
Rice	1	(D)
Nursery stock	27	446
Sugarcane for sugar	1	(D)
TOP LIVESTOCK INVENTORY ITEMS (number)		
Cattle and calves	45	1,952
Layers	11	335
Goats, all	11	271
Horses and ponies	34	253
Ducks	6	101

Operator Characteristics

Item	Quantity
Primary occupation:	
Farming	80
Other	57
Days worked off farm:	
None	55
Any	82
Years on present farm:	
2 years or less	4
3 to 4 years	11
5 to 9 years	31
10 years or more	91
Age group:	
Under 45 years	24
45 to 64 years	69
65 years and over	44
Average age of principal operator (years)	57.7

Economic Characteristics

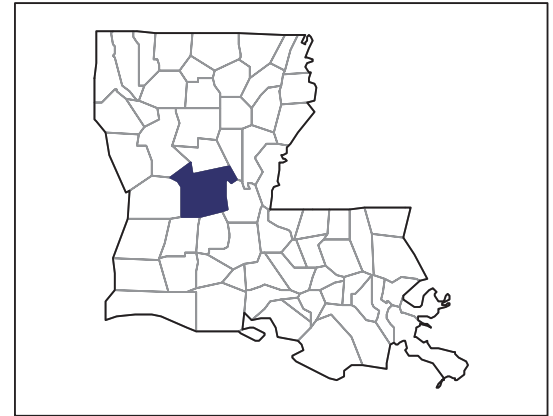
Item	Quantity
Farms by value of sales:	
Less than \$1,000	22
\$1,000 to \$2,499	10
\$2,500 to \$4,999	21
\$5,000 to \$9,999	26
\$10,000 to \$49,999	33
\$50,000 to \$99,999	9
\$100,000 to \$249,999	10
\$250,000 to \$499,999	1
\$500,000 or more	5
Total farm production expenses (\$1,000)	9,069
Average per farm (\$)	66,197
Net cash farm income of operation (\$1,000)	3,006
Average per farm (\$)	21,939
Value of agricultural products sold directly to individuals for human consumption (\$1,000)	(D)
Total organic product sales (\$1,000)	-
Total income from farm-related sources, gross before taxes and expenses (\$1,000)	155

See "Census of Agriculture, Volume 1, Geographic Area Series" for complete footnotes, explanations, definitions, and methodology.
(D) Cannot be disclosed. (Z) Less than half of the unit shown.

2007 CENSUS OF AGRICULTURE

Rapides Parish – Louisiana

Farms with Spanish, Hispanic, or Latino Operators Compared with All Farms



Data are not available at this geographic level for farms with Spanish, Hispanic, or Latino operators.



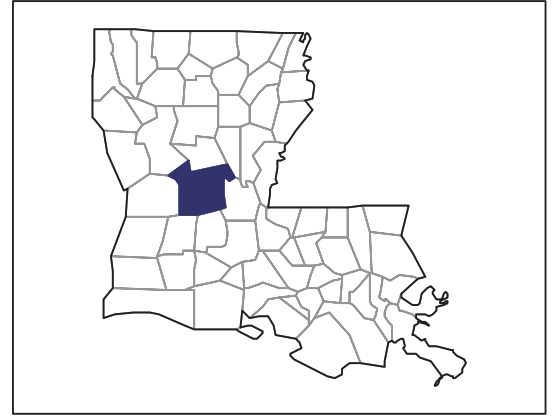
United States Department of Agriculture
National Agricultural Statistics Service

www.agcensus.usda.gov

2007 CENSUS OF AGRICULTURE

Rapides Parish – Louisiana

Farms with American Indian or Alaska Native Operators Compared with All Farms



Data are not available at this geographic level for farms with American Indian or Alaska Native operators.



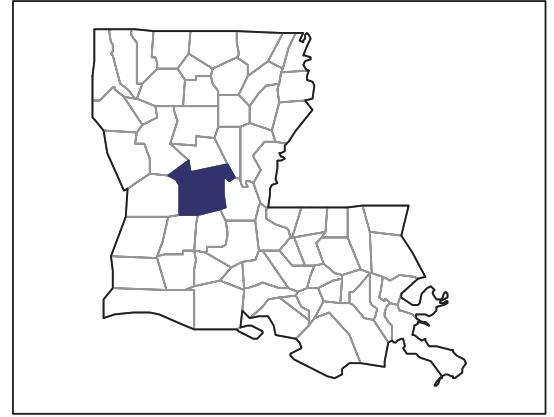
United States Department of Agriculture
National Agricultural Statistics Service

www.agcensus.usda.gov

2007 CENSUS OF AGRICULTURE

Rapides Parish – Louisiana

**Farms with Asian Operators
Compared with All Farms**



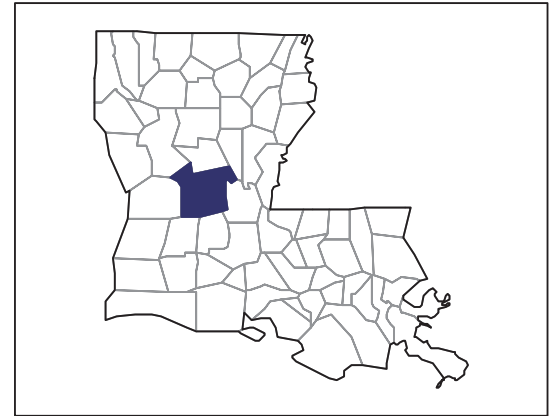
Data are not available at this geographic level for farms with Asian operators.



United States Department of Agriculture
National Agricultural Statistics Service

www.agcensus.usda.gov

2007 CENSUS OF AGRICULTURE



Rapides Parish – Louisiana

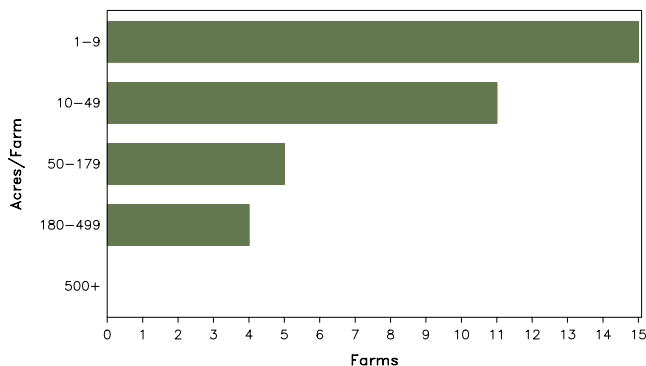
Farms with Black or African American Operators Compared with All Farms

	Black or African American Operators ²	All Farms
Number of Farm Operators ¹	37	1,455
Number of Farms	35	977
Land in Farms	2,118 acres	177,300 acres
Average Size of Farm	61 acres	181 acres
Market Value of Products Sold	\$237,000	\$84,549,000
Crop Sales	\$67,000	\$73,704,000
Livestock Sales	\$171,000	\$10,845,000
Average Per Farm	\$6,776	\$86,539
Government Payments	\$27,000	\$3,917,000
Average Per Farm Receiving Payments	\$3,396	\$22,254

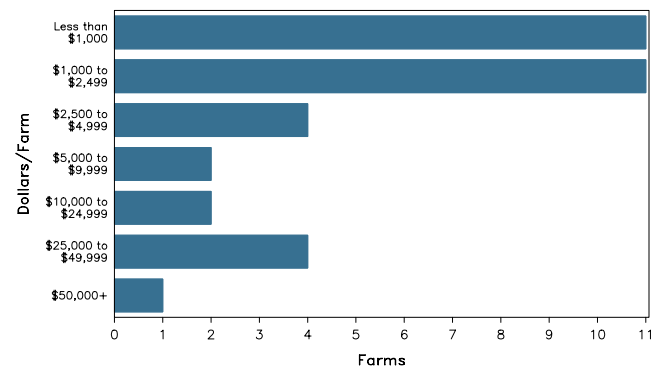
See footnotes on reverse page.

Farms with Black or African American Operators

Farms by Size



Farms by Economic Size



2007 CENSUS OF AGRICULTURE

Rapides Parish – Louisiana Farms with Black or African American Operators

Selected Highlights

Item	Farms	Quantity
MARKET VALUE OF AGRICULTURAL PRODUCTS SOLD (\$1,000)		
Total value of agricultural products sold	35	237
Value of crops including nursery and greenhouse	10	67
Value of livestock, poultry, and their products	17	171
VALUE OF SALES BY COMMODITY GROUP (\$1,000)		
Grains, oilseeds, dry beans, and dry peas	2	(D)
Tobacco	-	-
Cotton and cottonseed	-	-
Vegetables, melons, potatoes and sweet potatoes	1	(D)
Fruits, tree nuts, and berries	4	(D)
Nursery, greenhouse, floriculture, and sod	1	(D)
Cut Christmas trees and short rotation woody crops	-	-
Other crops and hay	4	23
Poultry and eggs	1	(D)
Cattle and calves	13	151
Milk and other dairy products from cows	-	-
Hogs and pigs	1	(D)
Sheep, goats, and their products	3	5
Horses, ponies, mules, burros, and donkeys	1	(D)
Aquaculture	-	-
Other animals and other animal products	1	(D)
TOP CROP ITEMS (acres)		
Forage - land used for all hay and haylage, grass silage, and greenchop	6	183
Pecans, all	5	29
Peaches, all	3	3
Nursery stock	1	(D)
Plums and prunes	2	(D)
TOP LIVESTOCK INVENTORY ITEMS (number)		
Cattle and calves	15	704
Layers	1	(D)
Geese	1	(D)
Pullets for laying flock replacement	1	(D)
Horses and ponies	13	57

Operator Characteristics

Item	Quantity
Primary occupation:	
Farming	17
Other	20
Days worked off farm:	
None	4
Any	33
Years on present farm:	
2 years or less	-
3 to 4 years	12
5 to 9 years	6
10 years or more	19
Age group:	
Under 45 years	12
45 to 64 years	16
65 years and over	9
Average age (years)	50.7

Economic Characteristics

Item	Quantity
Farms by value of sales:	
Less than \$1,000	11
\$1,000 to \$2,499	11
\$2,500 to \$4,999	5
\$5,000 to \$9,999	1
\$10,000 to \$49,999	6
\$50,000 to \$99,999	1
\$100,000 to \$249,999	-
\$250,000 to \$499,999	-
\$500,000 or more	-
Total farm production expenses (\$1,000)	273
Average per farm (\$)	7,789
Net cash farm income of operation (\$1,000)	-1
Average per farm (\$)	-36
Value of agricultural products sold directly to individuals for human consumption (\$1,000)	(D)
Total organic product sales (\$1,000)	-
Total income from farm-related sources, gross before taxes and expenses (\$1,000)	7

See "Census of Agriculture, Volume 1, Geographic Area Series" for complete footnotes, explanations, definitions, and methodology.

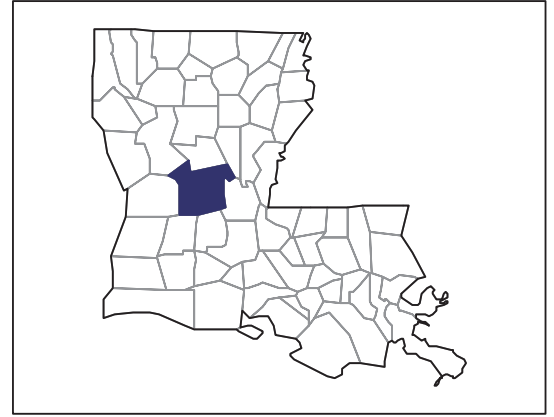
(D) Cannot be disclosed. (Z) Less than half of the unit shown.

¹ Data were collected for a maximum of three operators per farm. ² Operators reporting selected race alone or in combination with other races.

2007 CENSUS OF AGRICULTURE

Rapides Parish – Louisiana

Farms with Native Hawaiian or Other Pacific Islander Operators Compared with All Farms



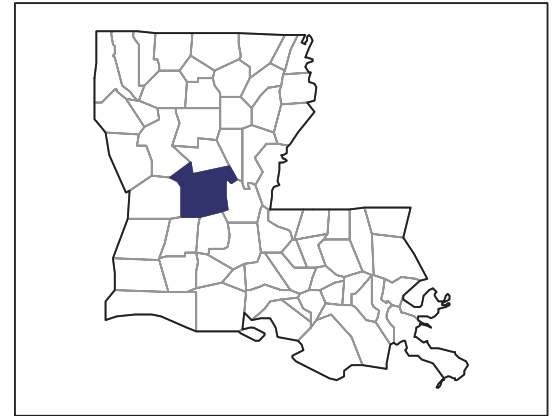
Data are not available at this geographic level for farms with Native Hawaiian or Other Pacific Islander operators.



United States Department of Agriculture
National Agricultural Statistics Service

www.agcensus.usda.gov

2007 CENSUS OF AGRICULTURE



Rapides Parish – Louisiana

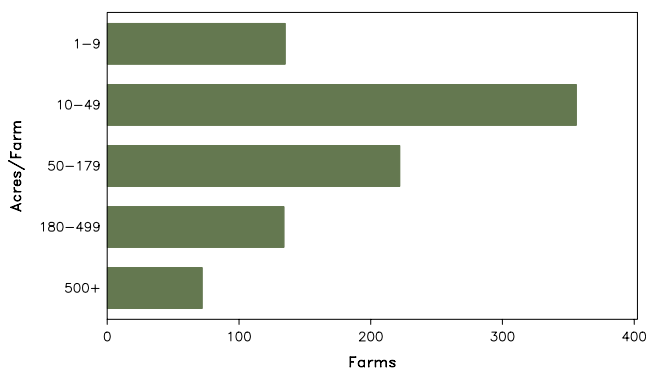
Farms with White Operators Compared with All Farms

	White Operators ²	All Farms
Number of Farm Operators ¹	1,377	1,455
Number of Farms	919	977
Land in Farms	174,270 acres	177,300 acres
Average Size of Farm	190 acres	181 acres
Market Value of Products Sold	\$79,765,000	\$84,549,000
Crop Sales	\$69,074,000	\$73,704,000
Livestock Sales	\$10,691,000	\$10,845,000
Average Per Farm	\$86,795	\$86,539
Government Payments	\$3,890,000	\$3,917,000
Average Per Farm Receiving Payments	\$23,152	\$22,254

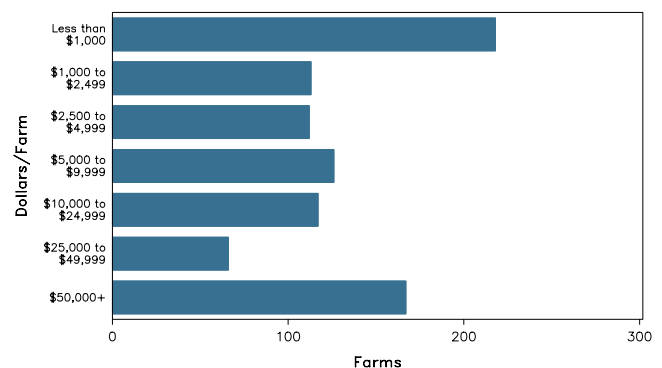
See footnotes on reverse page.

Farms with White Operators

Farms by Size



Farms by Economic Size



2007 CENSUS OF AGRICULTURE

Rapides Parish – Louisiana Farms with White Operators

Selected Highlights

Item	Farms	Quantity
MARKET VALUE OF AGRICULTURAL PRODUCTS SOLD (\$1,000)		
Total value of agricultural products sold	919	79,765
Value of crops including nursery and greenhouse	335	69,074
Value of livestock, poultry, and their products	496	10,691
VALUE OF SALES BY COMMODITY GROUP (\$1,000)		
Grains, oilseeds, dry beans, and dry peas	62	(D)
Tobacco	-	-
Cotton and cottonseed	25	5,493
Vegetables, melons, potatoes and sweet potatoes	24	(D)
Fruits, tree nuts, and berries	27	457
Nursery, greenhouse, floriculture, and sod	125	(D)
Cut Christmas trees and short rotation woody crops	5	(D)
Other crops and hay	128	8,581
Poultry and eggs	51	(D)
Cattle and calves	343	8,906
Milk and other dairy products from cows	-	-
Hogs and pigs	29	(D)
Sheep, goats, and their products	48	33
Horses, ponies, mules, burros, and donkeys	103	(D)
Aquaculture	8	864
Other animals and other animal products	15	(D)
TOP CROP ITEMS (acres)		
Soybeans for beans	40	15,534
Forage - land used for all hay and haylage, grass silage, and greenchop	300	14,346
Cotton, all	25	12,857
Sorghum for grain	32	11,020
Corn for grain	29	10,464
TOP LIVESTOCK INVENTORY ITEMS (number)		
Cattle and calves	432	24,920
Horses and ponies	282	2,019
Layers	55	(D)
Colonies of bees	8	(D)
Goats, all	78	(D)

Operator Characteristics

Item	Quantity
Primary occupation:	
Farming	598
Other	779
Days worked off farm:	
None	424
Any	953
Years on present farm:	
2 years or less	85
3 to 4 years	142
5 to 9 years	287
10 years or more	863
Age group:	
Under 45 years	368
45 to 64 years	735
65 years and over	274
Average age (years)	52.8

Economic Characteristics

Item	Quantity
Farms by value of sales:	
Less than \$1,000	265
\$1,000 to \$2,499	106
\$2,500 to \$4,999	95
\$5,000 to \$9,999	114
\$10,000 to \$49,999	184
\$50,000 to \$99,999	45
\$100,000 to \$249,999	40
\$250,000 to \$499,999	19
\$500,000 or more	51
Total farm production expenses (\$1,000)	66,728
Average per farm (\$)	72,609
Net cash farm income of operation (\$1,000)	18,215
Average per farm (\$)	19,821
Value of agricultural products sold directly to individuals for human consumption (\$1,000)	(D)
Total organic product sales (\$1,000)	(D)
Total income from farm-related sources, gross before taxes and expenses (\$1,000)	1,288

See "Census of Agriculture, Volume 1, Geographic Area Series" for complete footnotes, explanations, definitions, and methodology.

(D) Cannot be disclosed. (Z) Less than half of the unit shown.

¹ Data were collected for a maximum of three operators per farm. ² Operators reporting selected race alone or in combination with other races.