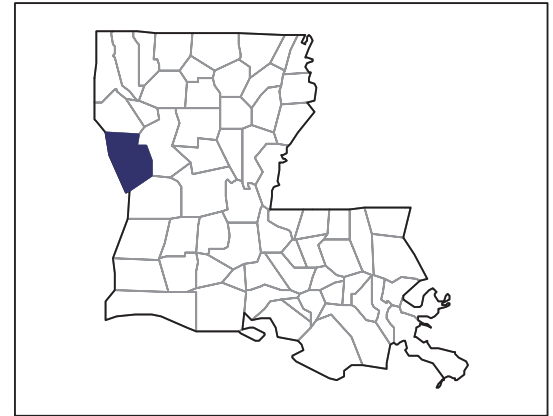


2007 CENSUS OF AGRICULTURE



Sabine Parish – Louisiana

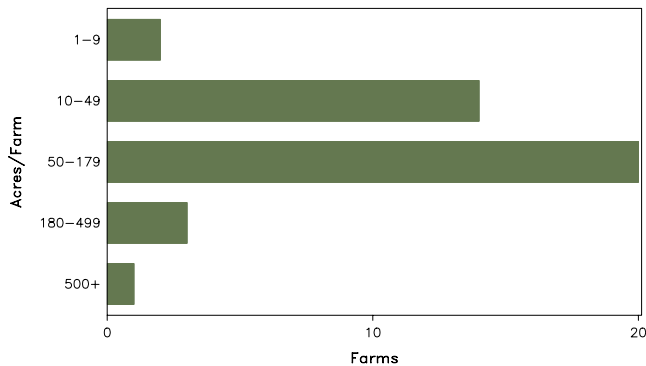
Farms with Women Principal Operators Compared with All Farms

	Women Principal Operators	All Farms
Number of Farms	40	366
Land in Farms	3,596 acres	50,568 acres
Average Size of Farm	90 acres	138 acres
Market Value of Products Sold	\$15,742,000	\$105,344,000
Crop Sales	\$69,000	\$564,000
Livestock Sales	\$15,674,000	\$104,780,000
Average Per Farm	\$393,560	\$287,826
Government Payments	(D)	\$298,000
Average Per Farm Receiving Payments	(D)	\$10,273

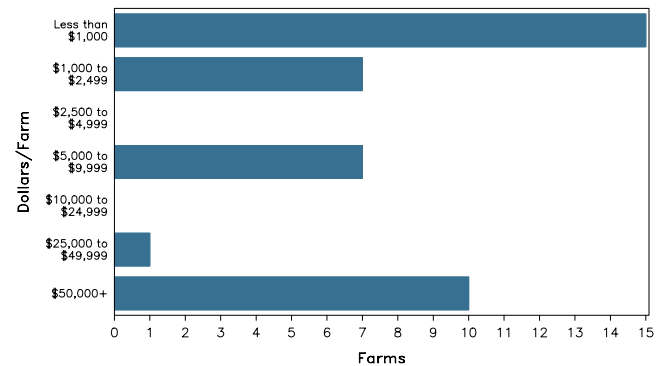
See footnotes on reverse page.

Farms with Women Principal Operators

Farms by Size



Farms by Economic Size



2007 CENSUS OF AGRICULTURE

Sabine Parish – Louisiana Farms with Women Principal Operators

Selected Highlights

Item	Farms	Quantity
MARKET VALUE OF AGRICULTURAL PRODUCTS SOLD (\$1,000)		
Total value of agricultural products sold	40	15,742
Value of crops including nursery and greenhouse	10	69
Value of livestock, poultry, and their products	24	15,674
VALUE OF SALES BY COMMODITY GROUP (\$1,000)		
Grains, oilseeds, dry beans, and dry peas	-	-
Tobacco	-	-
Cotton and cottonseed	-	-
Vegetables, melons, potatoes and sweet potatoes	3	-
Fruits, tree nuts, and berries	-	-
Nursery, greenhouse, floriculture, and sod	1	(D)
Cut Christmas trees and short rotation woody crops	-	-
Other crops and hay	6	(D)
Poultry and eggs	10	15,563
Cattle and calves	10	85
Milk and other dairy products from cows	-	-
Hogs and pigs	1	(D)
Sheep, goats, and their products	1	(D)
Horses, ponies, mules, burros, and donkeys	6	(D)
Aquaculture	-	-
Other animals and other animal products	-	-
TOP CROP ITEMS (acres)		
Forage - land used for all hay and haylage, grass silage, and greenchop	19	546
Vegetables harvested for sale	3	9
Beans, snap	3	9
Nursery stock	1	(D)
TOP LIVESTOCK INVENTORY ITEMS (number)		
Broilers and other meat-type chickens	8	924,100
Pullets for laying flock replacement	1	(D)
Cattle and calves	18	548
Horses and ponies	19	133
Goats, all	3	(D)

Operator Characteristics

Item	Quantity
Primary occupation:	
Farming	26
Other	14
Days worked off farm:	
None	28
Any	12
Years on present farm:	
2 years or less	1
3 to 4 years	15
5 to 9 years	1
10 years or more	23
Age group:	
Under 45 years	9
45 to 64 years	19
65 years and over	12
Average age of principal operator (years)	58.3

Economic Characteristics

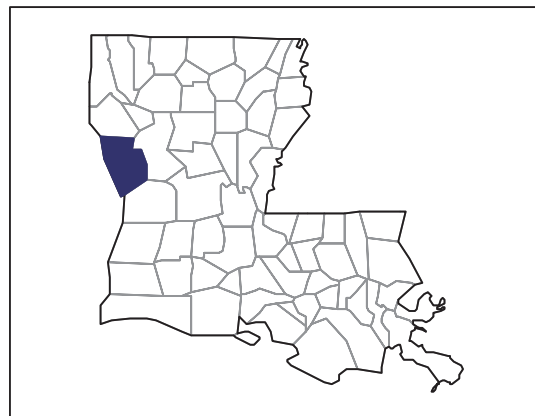
Item	Quantity
Farms by value of sales:	
Less than \$1,000	15
\$1,000 to \$2,499	7
\$2,500 to \$4,999	-
\$5,000 to \$9,999	7
\$10,000 to \$49,999	1
\$50,000 to \$99,999	-
\$100,000 to \$249,999	-
\$250,000 to \$499,999	3
\$500,000 or more	7
Total farm production expenses (\$1,000)	12,037
Average per farm (\$)	300,917
Net cash farm income of operation (\$1,000)	3,938
Average per farm (\$)	98,442
Value of agricultural products sold directly to individuals for human consumption (\$1,000)	-
Total organic product sales (\$1,000)	-
Total income from farm-related sources, gross before taxes and expenses (\$1,000)	(D)

See "Census of Agriculture, Volume 1, Geographic Area Series" for complete footnotes, explanations, definitions, and methodology.
(D) Cannot be disclosed. (Z) Less than half of the unit shown.

2007 CENSUS OF AGRICULTURE

Sabine Parish – Louisiana

Farms with Spanish, Hispanic, or Latino Operators Compared with All Farms



Data are not available at this geographic level for farms with Spanish, Hispanic, or Latino operators.



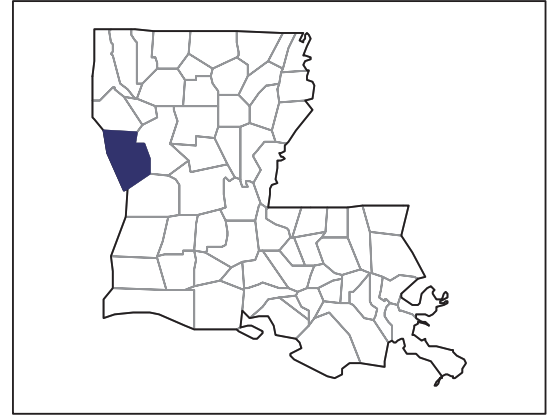
United States Department of Agriculture
National Agricultural Statistics Service

www.agcensus.usda.gov

2007 CENSUS OF AGRICULTURE

Sabine Parish – Louisiana

Farms with American Indian or Alaska Native Operators Compared with All Farms



Data are not available at this geographic level for farms with American Indian or Alaska Native operators.



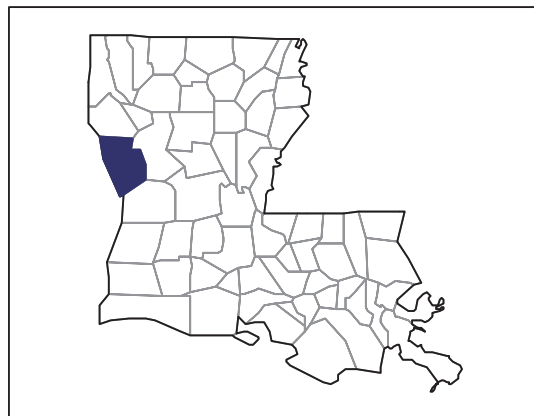
United States Department of Agriculture
National Agricultural Statistics Service

www.agcensus.usda.gov

2007 CENSUS OF AGRICULTURE

Sabine Parish – Louisiana

**Farms with Asian Operators
Compared with All Farms**



Data are not available at this geographic level for farms with Asian operators.



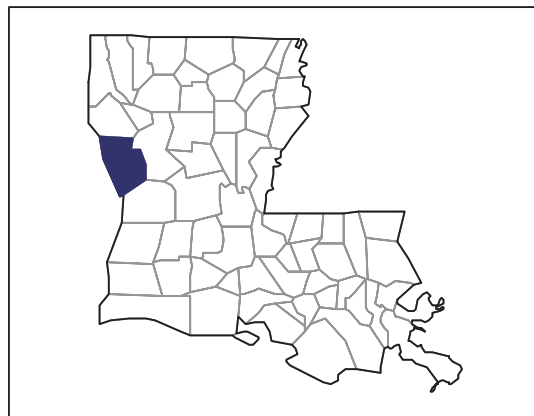
United States Department of Agriculture
National Agricultural Statistics Service

www.agcensus.usda.gov

2007 CENSUS OF AGRICULTURE

Sabine Parish – Louisiana

Farms with Black or African American Operators Compared with All Farms



Data are not available at this geographic level for farms with Black or African American operators.



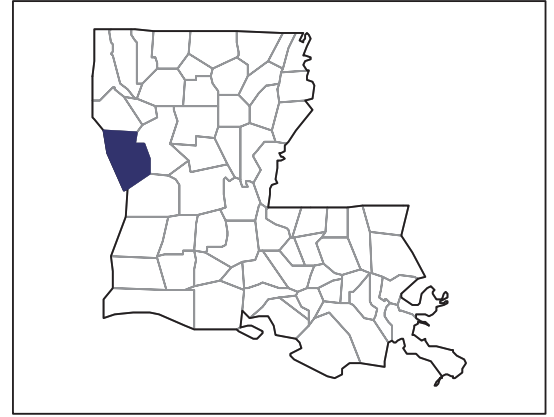
United States Department of Agriculture
National Agricultural Statistics Service

www.agcensus.usda.gov

2007 CENSUS OF AGRICULTURE

Sabine Parish – Louisiana

Farms with Native Hawaiian or Other Pacific Islander Operators Compared with All Farms



Data are not available at this geographic level for farms with Native Hawaiian or Other Pacific Islander operators.



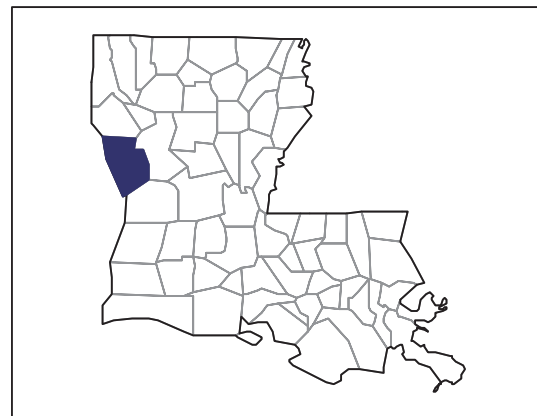
United States Department of Agriculture
National Agricultural Statistics Service

www.agcensus.usda.gov

2007 CENSUS OF AGRICULTURE

Sabine Parish – Louisiana

**Farms with White Operators
Compared with All Farms**



Data are not available at this geographic level for farms with White operators.



United States Department of Agriculture
National Agricultural Statistics Service

www.agcensus.usda.gov

