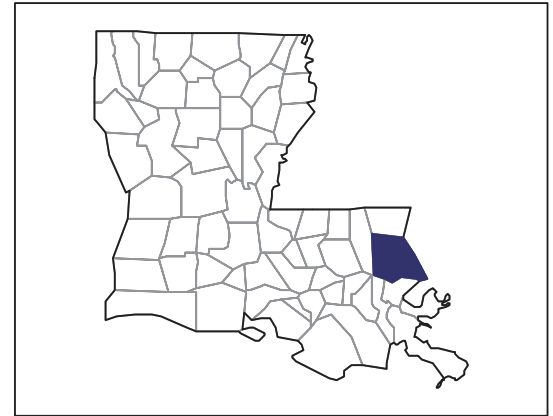


2007 CENSUS OF AGRICULTURE



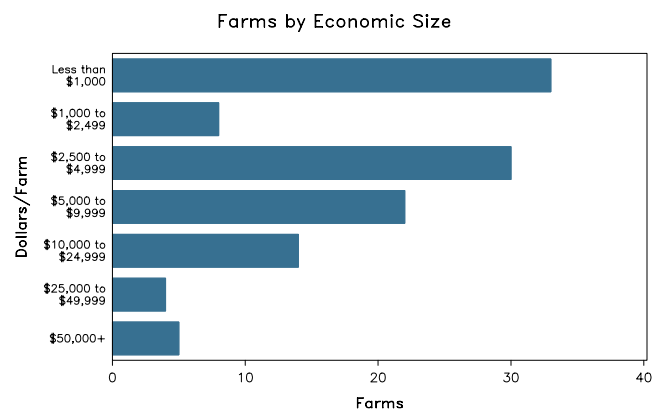
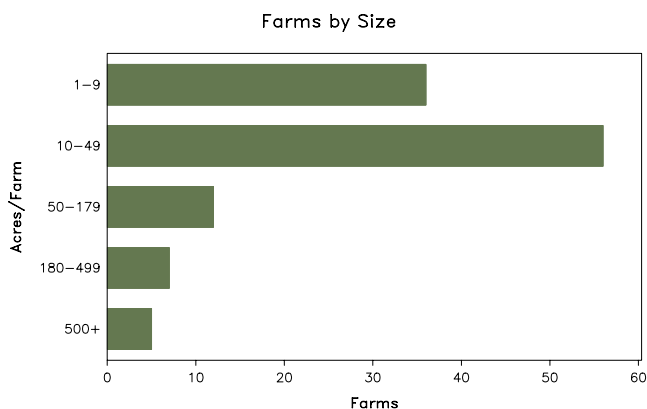
St. Tammany Parish – Louisiana

Farms with Women Principal Operators Compared with All Farms

	Women Principal Operators	All Farms
Number of Farms	116	602
Land in Farms	8,613 acres	45,506 acres
Average Size of Farm	74 acres	76 acres
Market Value of Products Sold	\$2,423,000	\$11,892,000
Crop Sales	\$1,625,000	\$7,021,000
Livestock Sales	\$798,000	\$4,871,000
Average Per Farm	\$20,887	\$19,754
Government Payments	\$58,000	\$278,000
Average Per Farm Receiving Payments	\$7,198	\$8,431

See footnotes on reverse page.

Farms with Women Principal Operators



2007 CENSUS OF AGRICULTURE

St. Tammany Parish – Louisiana Farms with Women Principal Operators

Selected Highlights

Item	Farms	Quantity
MARKET VALUE OF AGRICULTURAL PRODUCTS SOLD (\$1,000)		
Total value of agricultural products sold	116	2,423
Value of crops including nursery and greenhouse	30	1,625
Value of livestock, poultry, and their products	76	798
VALUE OF SALES BY COMMODITY GROUP (\$1,000)		
Grains, oilseeds, dry beans, and dry peas	-	-
Tobacco	-	-
Cotton and cottonseed	-	-
Vegetables, melons, potatoes and sweet potatoes	5	67
Fruits, tree nuts, and berries	10	(D)
Nursery, greenhouse, floriculture, and sod	8	(D)
Cut Christmas trees and short rotation woody crops	3	9
Other crops and hay	9	20
Poultry and eggs	13	(D)
Cattle and calves	27	123
Milk and other dairy products from cows	-	-
Hogs and pigs	4	(D)
Sheep, goats, and their products	14	19
Horses, ponies, mules, burros, and donkeys	35	626
Aquaculture	-	-
Other animals and other animal products	5	21
TOP CROP ITEMS (acres)		
Forage - land used for all hay and haylage, grass silage, and greenchop	18	481
Cut Christmas trees	3	36
Nursery stock	1	(D)
Pecans, all	2	(D)
Vegetables harvested for sale	5	12
TOP LIVESTOCK INVENTORY ITEMS (number)		
Horses and ponies	63	921
Cattle and calves	35	596
Layers	10	268
Colonies of bees	4	185
Goats, all	17	163

Operator Characteristics

Item	Quantity
Primary occupation:	
Farming	55
Other	61
Days worked off farm:	
None	46
Any	70
Years on present farm:	
2 years or less	11
3 to 4 years	16
5 to 9 years	23
10 years or more	66
Age group:	
Under 45 years	35
45 to 64 years	57
65 years and over	24
Average age of principal operator (years)	52.9

Economic Characteristics

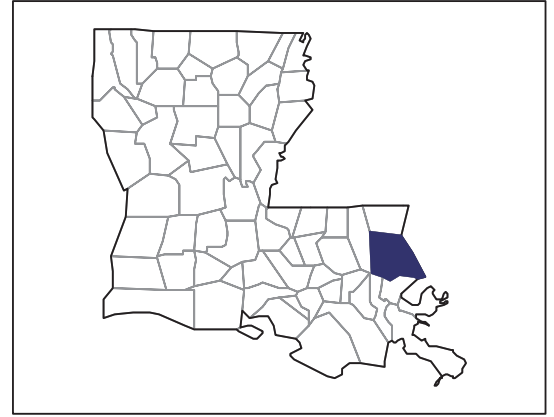
Item	Quantity
Farms by value of sales:	
Less than \$1,000	35
\$1,000 to \$2,499	8
\$2,500 to \$4,999	30
\$5,000 to \$9,999	21
\$10,000 to \$49,999	17
\$50,000 to \$99,999	2
\$100,000 to \$249,999	1
\$250,000 to \$499,999	1
\$500,000 or more	1
Total farm production expenses (\$1,000)	3,735
Average per farm (\$)	32,200
Net cash farm income of operation (\$1,000)	-625
Average per farm (\$)	-5,388
Value of agricultural products sold directly to individuals for human consumption (\$1,000)	6
Total organic product sales (\$1,000)	(D)
Total income from farm-related sources, gross before taxes and expenses (\$1,000)	630

See "Census of Agriculture, Volume 1, Geographic Area Series" for complete footnotes, explanations, definitions, and methodology.
(D) Cannot be disclosed. (Z) Less than half of the unit shown.

2007 CENSUS OF AGRICULTURE

St. Tammany Parish – Louisiana

Farms with Spanish, Hispanic, or Latino Operators Compared with All Farms



Data are not available at this geographic level for farms with Spanish, Hispanic, or Latino operators.



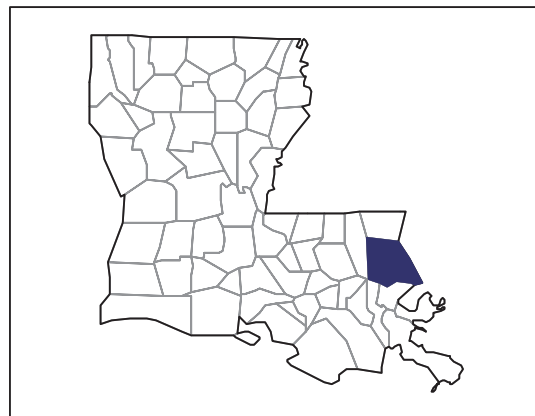
United States Department of Agriculture
National Agricultural Statistics Service

www.agcensus.usda.gov

2007 CENSUS OF AGRICULTURE

St. Tammany Parish – Louisiana

Farms with American Indian or Alaska Native Operators Compared with All Farms



Data are not available at this geographic level for farms with American Indian or Alaska Native operators.



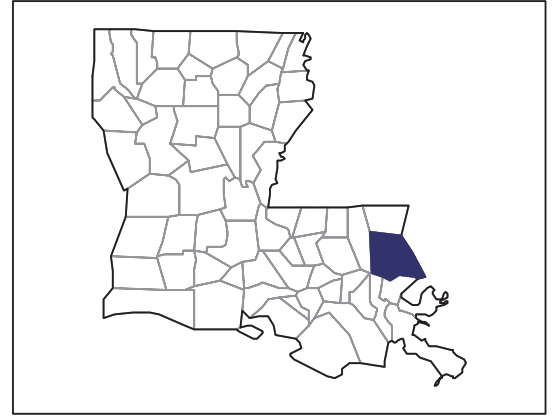
United States Department of Agriculture
National Agricultural Statistics Service

www.agcensus.usda.gov

2007 CENSUS OF AGRICULTURE

St. Tammany Parish – Louisiana

**Farms with Asian Operators
Compared with All Farms**



Data are not available at this geographic level for farms with Asian operators.



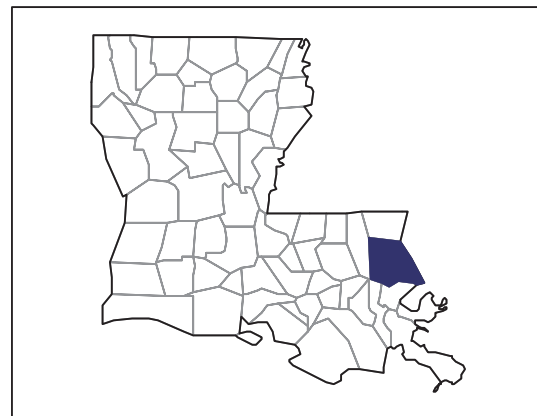
United States Department of Agriculture
National Agricultural Statistics Service

www.agcensus.usda.gov

2007 CENSUS OF AGRICULTURE

St. Tammany Parish – Louisiana

Farms with Black or African American Operators Compared with All Farms



Data are not available at this geographic level for farms with Black or African American operators.



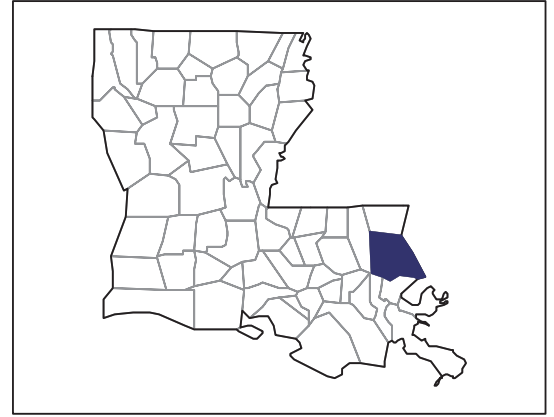
United States Department of Agriculture
National Agricultural Statistics Service

www.agcensus.usda.gov

2007 CENSUS OF AGRICULTURE

St. Tammany Parish – Louisiana

Farms with Native Hawaiian or Other Pacific Islander Operators Compared with All Farms



Data are not available at this geographic level for farms with Native Hawaiian or Other Pacific Islander operators.



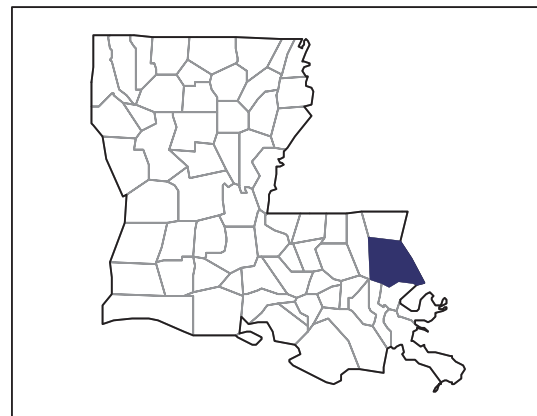
United States Department of Agriculture
National Agricultural Statistics Service

www.agcensus.usda.gov

2007 CENSUS OF AGRICULTURE

St. Tammany Parish – Louisiana

**Farms with White Operators
Compared with All Farms**



Data are not available at this geographic level for farms with White operators.



United States Department of Agriculture
National Agricultural Statistics Service

www.agcensus.usda.gov

