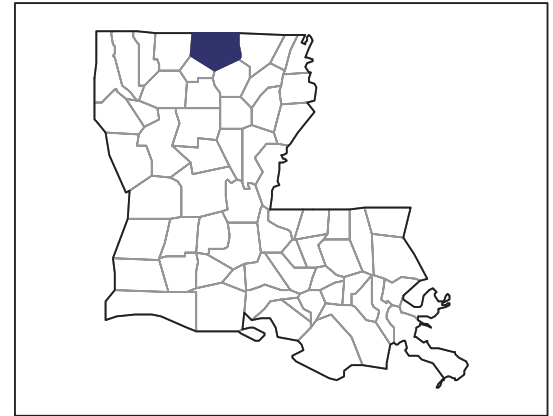


2007 CENSUS OF AGRICULTURE



Union Parish – Louisiana

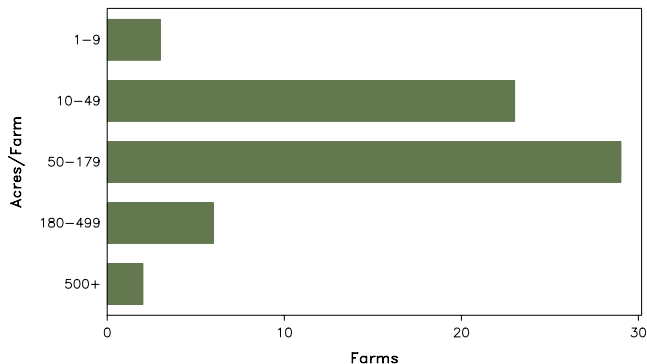
Farms with Women Principal Operators Compared with All Farms

	Women Principal Operators	All Farms
Number of Farms	63	426
Land in Farms	8,903 acres	67,362 acres
Average Size of Farm	141 acres	158 acres
Market Value of Products Sold	\$20,175,000	\$133,773,000
Crop Sales	\$137,000	\$1,177,000
Livestock Sales	\$20,038,000	\$132,595,000
Average Per Farm	\$320,243	\$314,020
Government Payments	(D)	\$116,000
Average Per Farm Receiving Payments	(D)	\$6,088

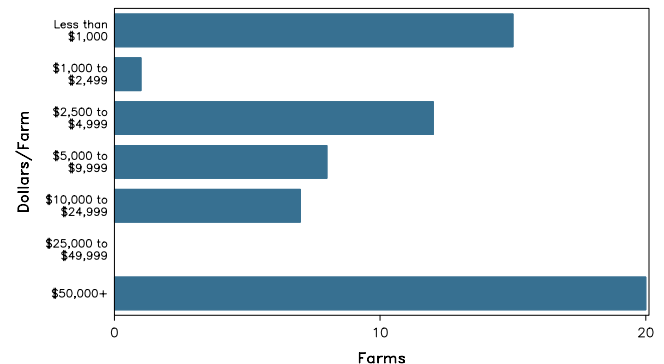
See footnotes on reverse page.

Farms with Women Principal Operators

Farms by Size



Farms by Economic Size



2007 CENSUS OF AGRICULTURE

Union Parish – Louisiana Farms with Women Principal Operators

Selected Highlights

Item	Farms	Quantity
MARKET VALUE OF AGRICULTURAL PRODUCTS SOLD (\$1,000)		
Total value of agricultural products sold	63	20,175
Value of crops including nursery and greenhouse	17	137
Value of livestock, poultry, and their products	39	20,038
VALUE OF SALES BY COMMODITY GROUP (\$1,000)		
Grains, oilseeds, dry beans, and dry peas	-	-
Tobacco	-	-
Cotton and cottonseed	-	-
Vegetables, melons, potatoes and sweet potatoes	-	-
Fruits, tree nuts, and berries	3	(D)
Nursery, greenhouse, floriculture, and sod	-	-
Cut Christmas trees and short rotation woody crops	2	(D)
Other crops and hay	12	(D)
Poultry and eggs	19	(D)
Cattle and calves	15	272
Milk and other dairy products from cows	-	-
Hogs and pigs	-	-
Sheep, goats, and their products	1	(D)
Horses, ponies, mules, burros, and donkeys	11	(D)
Aquaculture	-	-
Other animals and other animal products	-	-
TOP CROP ITEMS (acres)		
Forage - land used for all hay and haylage, grass silage, and greenchop	23	1,218
Short-rotation woody crops	4	356
Grapes	3	15
Vegetables harvested for sale	1	(D)
Peas, green southern (cowpeas) - blackeyed, crowder, etc.	1	(D)
TOP LIVESTOCK INVENTORY ITEMS (number)		
Broilers and other meat-type chickens	16	1,266,833
Layers	1	(D)
Cattle and calves	20	1,074
Horses and ponies	18	241
Goats, all	3	(D)

Operator Characteristics

Item	Quantity
Primary occupation:	
Farming	38
Other	25
Days worked off farm:	
None	34
Any	29
Years on present farm:	
2 years or less	5
3 to 4 years	4
5 to 9 years	10
10 years or more	44
Age group:	
Under 45 years	6
45 to 64 years	37
65 years and over	20
Average age of principal operator (years)	59.5

Economic Characteristics

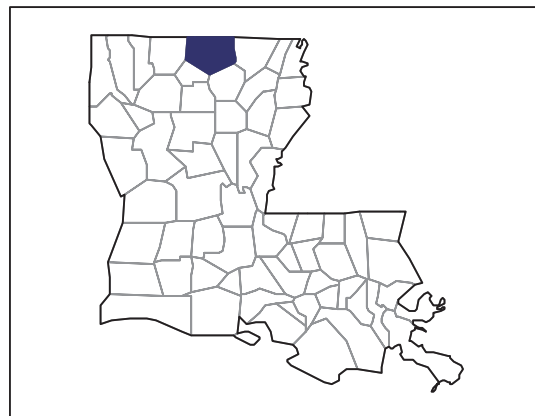
Item	Quantity
Farms by value of sales:	
Less than \$1,000	15
\$1,000 to \$2,499	1
\$2,500 to \$4,999	12
\$5,000 to \$9,999	8
\$10,000 to \$49,999	7
\$50,000 to \$99,999	1
\$100,000 to \$249,999	1
\$250,000 to \$499,999	3
\$500,000 or more	15
Total farm production expenses (\$1,000)	16,121
Average per farm (\$)	255,891
Net cash farm income of operation (\$1,000)	4,257
Average per farm (\$)	67,567
Value of agricultural products sold directly to individuals for human consumption (\$1,000)	12
Total organic product sales (\$1,000)	-
Total income from farm-related sources, gross before taxes and expenses (\$1,000)	202

See "Census of Agriculture, Volume 1, Geographic Area Series" for complete footnotes, explanations, definitions, and methodology.
(D) Cannot be disclosed. (Z) Less than half of the unit shown.

2007 CENSUS OF AGRICULTURE

Union Parish – Louisiana

Farms with Spanish, Hispanic, or Latino Operators Compared with All Farms



Data are not available at this geographic level for farms with Spanish, Hispanic, or Latino operators.



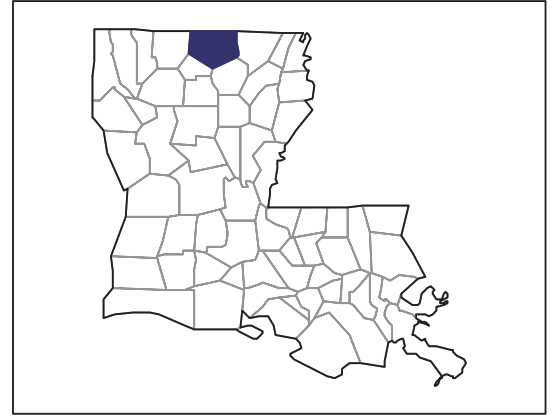
United States Department of Agriculture
National Agricultural Statistics Service

www.agcensus.usda.gov

2007 CENSUS OF AGRICULTURE

Union Parish – Louisiana

Farms with American Indian or Alaska Native Operators Compared with All Farms



Data are not available at this geographic level for farms with American Indian or Alaska Native operators.



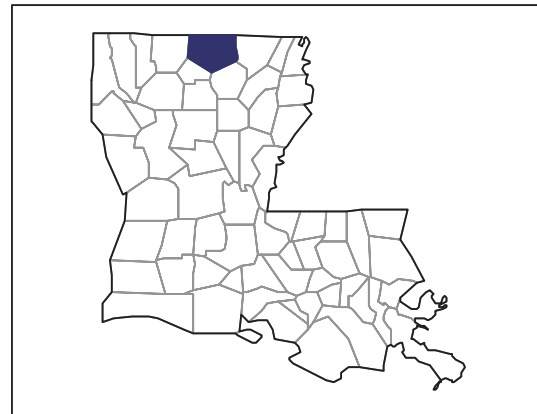
United States Department of Agriculture
National Agricultural Statistics Service

www.agcensus.usda.gov

2007 CENSUS OF AGRICULTURE

Union Parish – Louisiana

Farms with Asian Operators
Compared with All Farms



Data are not available at this geographic level for farms with Asian operators.



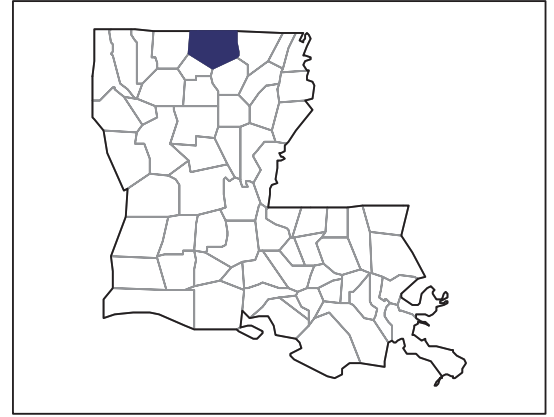
United States Department of Agriculture
National Agricultural Statistics Service

www.agcensus.usda.gov

2007 CENSUS OF AGRICULTURE

Union Parish – Louisiana

Farms with Black or African American Operators Compared with All Farms



Data are not available at this geographic level for farms with Black or African American operators.



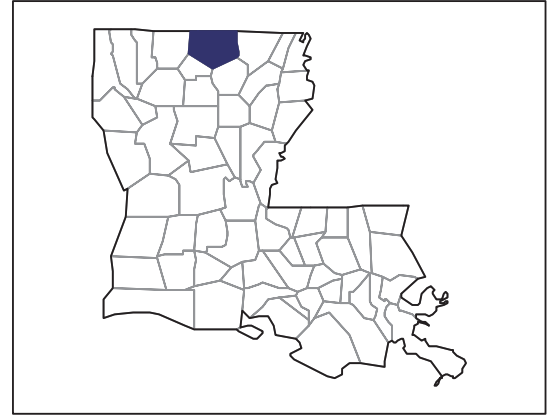
United States Department of Agriculture
National Agricultural Statistics Service

www.agcensus.usda.gov

2007 CENSUS OF AGRICULTURE

Union Parish – Louisiana

Farms with Native Hawaiian or Other Pacific Islander Operators Compared with All Farms



Data are not available at this geographic level for farms with Native Hawaiian or Other Pacific Islander operators.



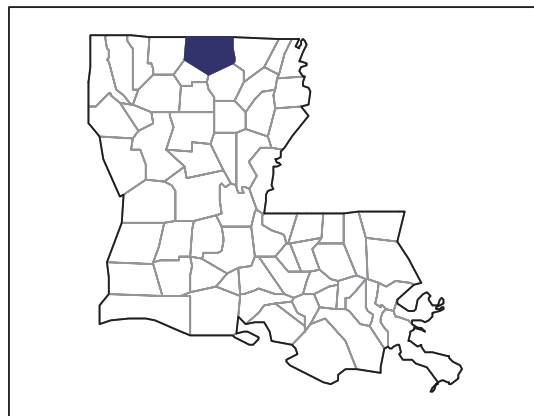
United States Department of Agriculture
National Agricultural Statistics Service

www.agcensus.usda.gov

2007 CENSUS OF AGRICULTURE

Union Parish – Louisiana

Farms with White Operators
Compared with All Farms



Data are not available at this geographic level for farms with White operators.



United States Department of Agriculture
National Agricultural Statistics Service

www.agcensus.usda.gov

