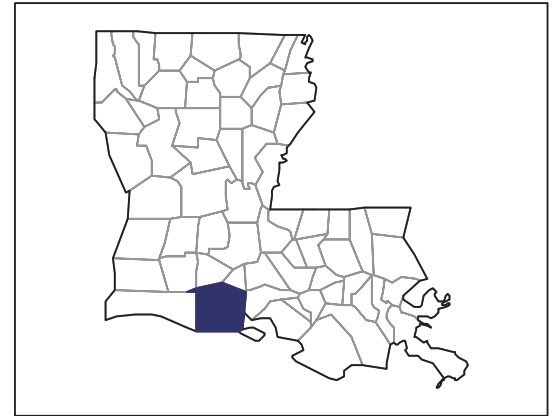


2007 CENSUS OF AGRICULTURE



Vermilion Parish – Louisiana

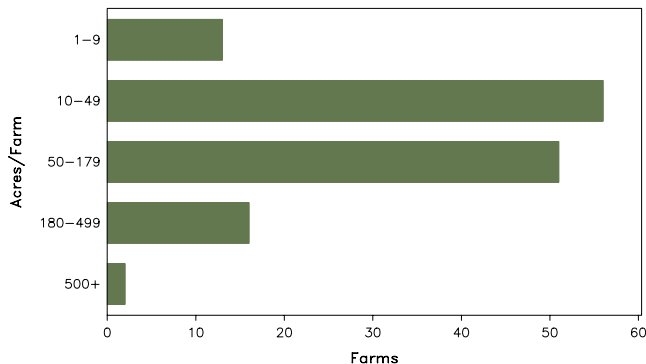
Farms with Women Principal Operators Compared with All Farms

	Women Principal Operators	All Farms
Number of Farms	138	1,182
Land in Farms	12,156 acres	290,318 acres
Average Size of Farm	88 acres	246 acres
Market Value of Products Sold	\$1,181,000	\$68,205,000
Crop Sales	\$661,000	\$49,960,000
Livestock Sales	\$520,000	\$18,245,000
Average Per Farm	\$8,560	\$57,703
Government Payments	\$308,000	\$7,386,000
Average Per Farm Receiving Payments	\$4,105	\$11,025

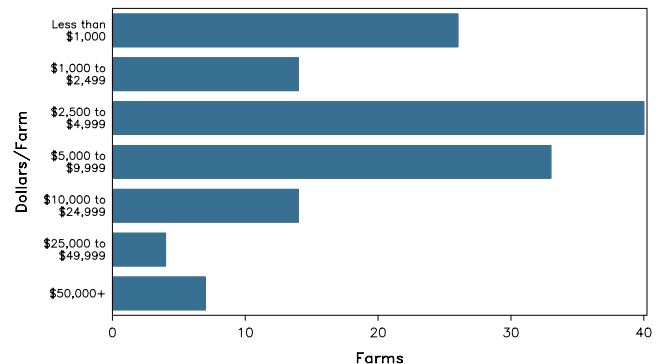
See footnotes on reverse page.

Farms with Women Principal Operators

Farms by Size



Farms by Economic Size



2007 CENSUS OF AGRICULTURE

Vermilion Parish – Louisiana Farms with Women Principal Operators

Selected Highlights

Item	Farms	Quantity
MARKET VALUE OF AGRICULTURAL PRODUCTS SOLD (\$1,000)		
Total value of agricultural products sold	138	1,181
Value of crops including nursery and greenhouse	25	661
Value of livestock, poultry, and their products	62	520
VALUE OF SALES BY COMMODITY GROUP (\$1,000)		
Grains, oilseeds, dry beans, and dry peas	4	(D)
Tobacco	-	-
Cotton and cottonseed	-	-
Vegetables, melons, potatoes and sweet potatoes	3	8
Fruits, tree nuts, and berries	4	(D)
Nursery, greenhouse, floriculture, and sod	-	-
Cut Christmas trees and short rotation woody crops	-	-
Other crops and hay	14	215
Poultry and eggs	11	21
Cattle and calves	49	318
Milk and other dairy products from cows	2	(D)
Hogs and pigs	-	-
Sheep, goats, and their products	3	(D)
Horses, ponies, mules, burros, and donkeys	5	4
Aquaculture	4	162
Other animals and other animal products	1	(D)
TOP CROP ITEMS (acres)		
Rice	4	870
Forage - land used for all hay and haylage, grass silage, and greenchop	18	496
Sugarcane for sugar	4	175
Sugarcane for seed	1	(D)
Pecans, all	4	16
TOP LIVESTOCK INVENTORY ITEMS (number)		
Cattle and calves	66	1,443
Layers	10	355
Horses and ponies	23	196
Ducks	2	(D)
Pigeons or squab	2	(D)

Operator Characteristics

Item	Quantity
Primary occupation:	
Farming	61
Other	77
Days worked off farm:	
None	59
Any	79
Years on present farm:	
2 years or less	12
3 to 4 years	10
5 to 9 years	43
10 years or more	73
Age group:	
Under 45 years	20
45 to 64 years	55
65 years and over	63
Average age of principal operator (years)	61.5

Economic Characteristics

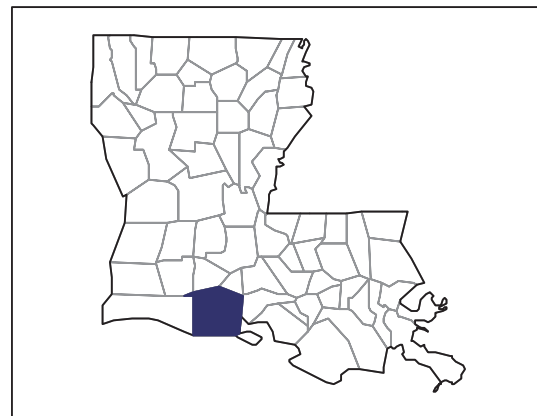
Item	Quantity
Farms by value of sales:	
Less than \$1,000	66
\$1,000 to \$2,499	11
\$2,500 to \$4,999	18
\$5,000 to \$9,999	24
\$10,000 to \$49,999	12
\$50,000 to \$99,999	4
\$100,000 to \$249,999	3
\$250,000 to \$499,999	-
\$500,000 or more	-
Total farm production expenses (\$1,000)	1,805
Average per farm (\$)	13,076
Net cash farm income of operation (\$1,000)	-221
Average per farm (\$)	-1,599
Value of agricultural products sold directly to individuals for human consumption (\$1,000)	15
Total organic product sales (\$1,000)	-
Total income from farm-related sources, gross before taxes and expenses (\$1,000)	95

See "Census of Agriculture, Volume 1, Geographic Area Series" for complete footnotes, explanations, definitions, and methodology.
(D) Cannot be disclosed. (Z) Less than half of the unit shown.

2007 CENSUS OF AGRICULTURE

Vermilion Parish – Louisiana

Farms with Spanish, Hispanic, or Latino Operators Compared with All Farms



Data are not available at this geographic level for farms with Spanish, Hispanic, or Latino operators.



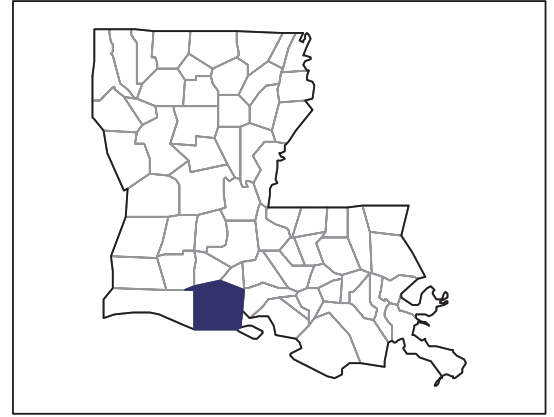
United States Department of Agriculture
National Agricultural Statistics Service

www.agcensus.usda.gov

2007 CENSUS OF AGRICULTURE

Vermilion Parish – Louisiana

Farms with American Indian or Alaska Native Operators Compared with All Farms



Data are not available at this geographic level for farms with American Indian or Alaska Native operators.



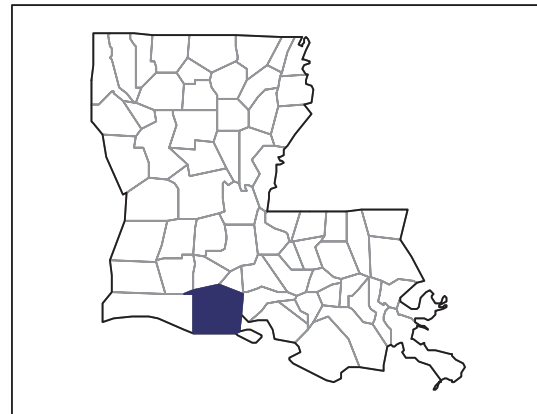
United States Department of Agriculture
National Agricultural Statistics Service

www.agcensus.usda.gov

2007 CENSUS OF AGRICULTURE

Vermilion Parish – Louisiana

Farms with Asian Operators
Compared with All Farms



Data are not available at this geographic level for farms with Asian operators.



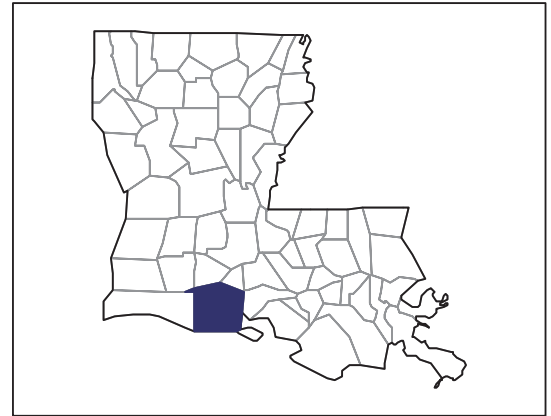
United States Department of Agriculture
National Agricultural Statistics Service

www.agcensus.usda.gov

2007 CENSUS OF AGRICULTURE

Vermilion Parish – Louisiana

Farms with Black or African American Operators Compared with All Farms



Data are not available at this geographic level for farms with Black or African American operators.



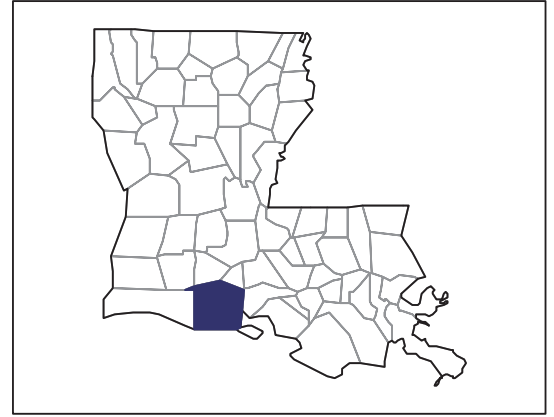
United States Department of Agriculture
National Agricultural Statistics Service

www.agcensus.usda.gov

2007 CENSUS OF AGRICULTURE

Vermilion Parish – Louisiana

Farms with Native Hawaiian or Other Pacific Islander Operators Compared with All Farms



Data are not available at this geographic level for farms with Native Hawaiian or Other Pacific Islander operators.



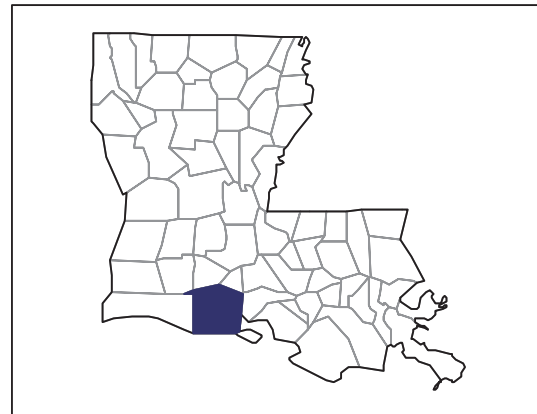
United States Department of Agriculture
National Agricultural Statistics Service

www.agcensus.usda.gov

2007 CENSUS OF AGRICULTURE

Vermilion Parish – Louisiana

Farms with White Operators
Compared with All Farms



Data are not available at this geographic level for farms with White operators.



United States Department of Agriculture
National Agricultural Statistics Service

www.agcensus.usda.gov

