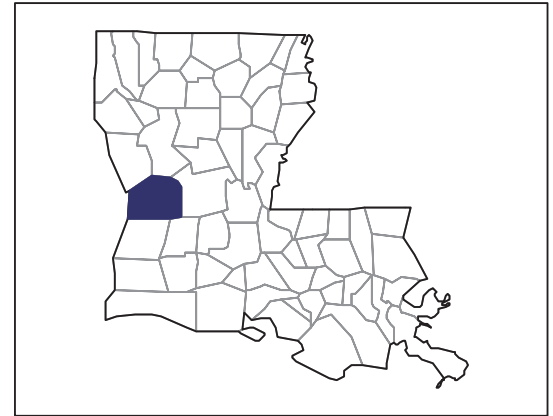


# 2007 CENSUS OF AGRICULTURE



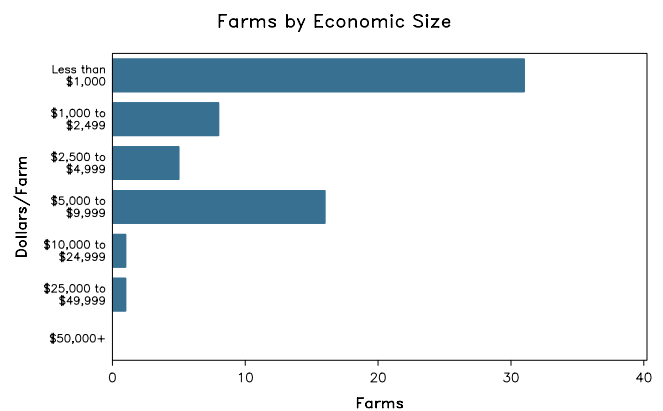
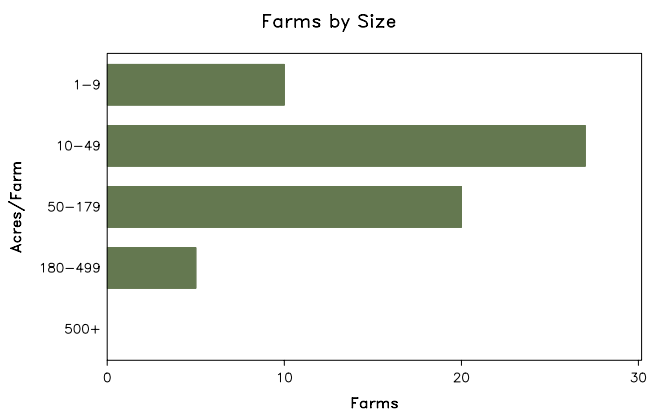
## Vernon Parish – Louisiana

### Farms with Women Principal Operators Compared with All Farms

	Women Principal Operators	All Farms
<b>Number of Farms</b>	62	479
<b>Land in Farms</b>	3,634 acres	50,633 acres
<b>Average Size of Farm</b>	59 acres	106 acres
<b>Market Value of Products Sold</b>	\$183,000	\$9,136,000
Crop Sales	\$52,000	\$576,000
Livestock Sales	\$131,000	\$8,560,000
Average Per Farm	\$2,944	\$19,073
<b>Government Payments</b>	(D)	\$94,000
Average Per Farm Receiving Payments	(D)	\$2,606

See footnotes on reverse page.

### Farms with Women Principal Operators



# 2007 CENSUS OF AGRICULTURE

## Vernon Parish – Louisiana Farms with Women Principal Operators

### Selected Highlights

Item	Farms	Quantity
<b>MARKET VALUE OF AGRICULTURAL PRODUCTS SOLD (\$1,000)</b>		
Total value of agricultural products sold	62	183
Value of crops including nursery and greenhouse	15	52
Value of livestock, poultry, and their products	38	131
<b>VALUE OF SALES BY COMMODITY GROUP (\$1,000)</b>		
Grains, oilseeds, dry beans, and dry peas	-	-
Tobacco	-	-
Cotton and cottonseed	-	-
Vegetables, melons, potatoes and sweet potatoes	-	-
Fruits, tree nuts, and berries	2	(D)
Nursery, greenhouse, floriculture, and sod	-	-
Cut Christmas trees and short rotation woody crops	-	-
Other crops and hay	13	(D)
Poultry and eggs	12	9
Cattle and calves	22	(D)
Milk and other dairy products from cows	2	(D)
Hogs and pigs	2	(D)
Sheep, goats, and their products	3	(D)
Horses, ponies, mules, burros, and donkeys	12	42
Aquaculture	-	-
Other animals and other animal products	-	-
<b>TOP CROP ITEMS (acres)</b>		
Forage - land used for all hay and haylage, grass silage, and greenchop	17	469
Pecans, all	1	(D)
Pears, all	1	(D)
Plums and prunes	1	(D)
Land in berries	1	(D)
<b>TOP LIVESTOCK INVENTORY ITEMS (number)</b>		
Layers	15	365
Horses and ponies	36	296
Cattle and calves	29	260
Goats, all	12	151
Hogs and pigs	5	57

### Operator Characteristics

Item	Quantity
Primary occupation:	
Farming	19
Other	43
Days worked off farm:	
None	27
Any	35
Years on present farm:	
2 years or less	6
3 to 4 years	1
5 to 9 years	22
10 years or more	33
Age group:	
Under 45 years	14
45 to 64 years	31
65 years and over	17
Average age of principal operator (years)	54.6

### Economic Characteristics

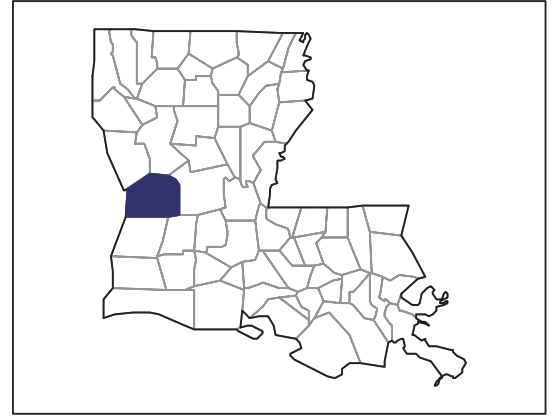
Item	Quantity
Farms by value of sales:	
Less than \$1,000	31
\$1,000 to \$2,499	8
\$2,500 to \$4,999	5
\$5,000 to \$9,999	17
\$10,000 to \$49,999	1
\$50,000 to \$99,999	-
\$100,000 to \$249,999	-
\$250,000 to \$499,999	-
\$500,000 or more	-
Total farm production expenses (\$1,000)	728
Average per farm (\$)	11,737
Net cash farm income of operation (\$1,000)	-535
Average per farm (\$)	-8,634
Value of agricultural products sold directly to individuals for human consumption (\$1,000)	(D)
Total organic product sales (\$1,000)	-
Total income from farm-related sources, gross before taxes and expenses (\$1,000)	(D)

See "Census of Agriculture, Volume 1, Geographic Area Series" for complete footnotes, explanations, definitions, and methodology.  
(D) Cannot be disclosed. (Z) Less than half of the unit shown.

# 2007 CENSUS OF AGRICULTURE

## Vernon Parish – Louisiana

### Farms with Spanish, Hispanic, or Latino Operators Compared with All Farms



Data are not available at this geographic level for farms with Spanish, Hispanic, or Latino operators.

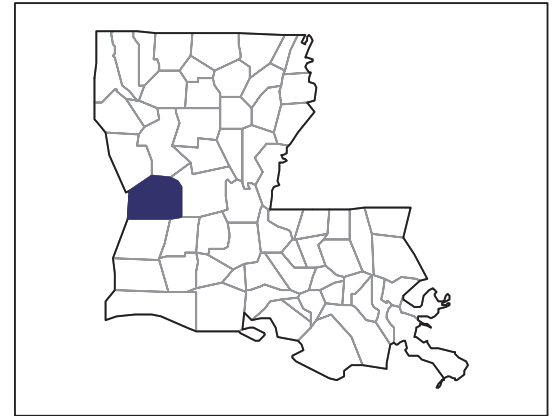


United States Department of Agriculture  
National Agricultural Statistics Service

[www.agcensus.usda.gov](http://www.agcensus.usda.gov)



# 2007 CENSUS OF AGRICULTURE



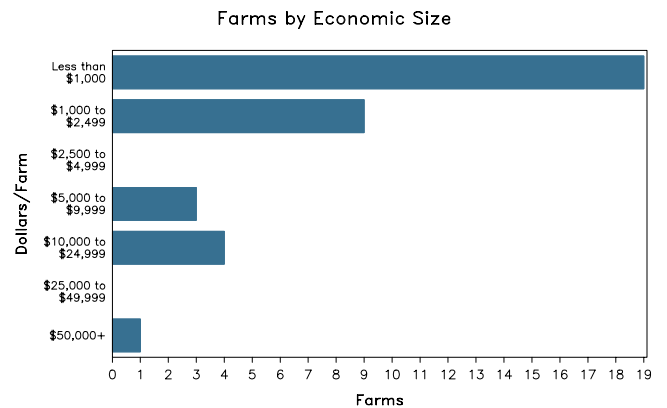
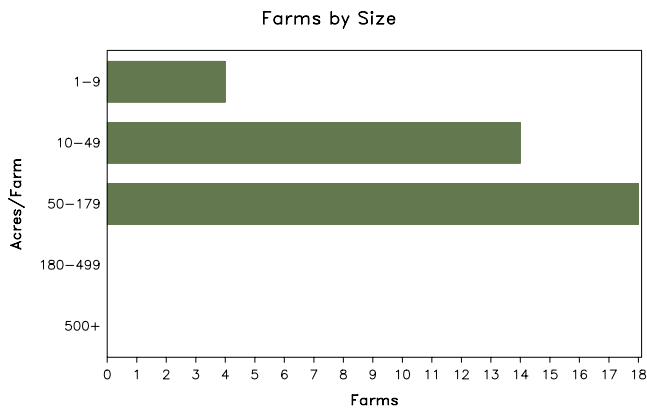
## Vernon Parish – Louisiana

### Farms with American Indian or Alaska Native Operators Compared with All Farms

	American Indian or Alaska Native Operators <sup>2</sup>	All Farms
<b>Number of Farm Operators</b> <sup>1</sup>	47	721
<b>Number of Farms</b>	36	479
<b>Land in Farms</b>	2,418 acres	50,633 acres
<b>Average Size of Farm</b>	67 acres	106 acres
<b>Market Value of Products Sold</b>	(D)	\$9,136,000
Crop Sales	(D)	\$576,000
Livestock Sales	(D)	\$8,560,000
Average Per Farm	(D)	\$19,073
<b>Government Payments</b>	-	\$94,000
Average Per Farm Receiving Payments	-	\$2,606

See footnotes on reverse page.

#### Farms with American Indian or Alaska Native Operators



# 2007 CENSUS OF AGRICULTURE

## Vernon Parish – Louisiana Farms with American Indian or Alaska Native Operators

### Selected Highlights

Item	Farms	Quantity
<b>MARKET VALUE OF AGRICULTURAL PRODUCTS SOLD (\$1,000)</b>		
Total value of agricultural products sold	36	(D)
Value of crops including nursery and greenhouse	1	(D)
Value of livestock, poultry, and their products	23	(D)
<b>VALUE OF SALES BY COMMODITY GROUP (\$1,000)</b>		
Grains, oilseeds, dry beans, and dry peas	-	-
Tobacco	-	-
Cotton and cottonseed	-	-
Vegetables, melons, potatoes and sweet potatoes	1	(D)
Fruits, tree nuts, and berries	-	-
Nursery, greenhouse, floriculture, and sod	-	-
Cut Christmas trees and short rotation woody crops	-	-
Other crops and hay	-	-
Poultry and eggs	3	(D)
Cattle and calves	20	129
Milk and other dairy products from cows	-	-
Hogs and pigs	4	2
Sheep, goats, and their products	1	(D)
Horses, ponies, mules, burros, and donkeys	1	(D)
Aquaculture	-	-
Other animals and other animal products	-	-
<b>TOP CROP ITEMS (acres)</b>		
Forage - land used for all hay and haylage, grass silage, and greenchop	16	603
Vegetables harvested for sale	1	(D)
Sweet corn	1	(D)
Peas, green southern (cowpeas) - blackeyed, crowder, etc.	1	(D)
Beans, snap	1	(D)
<b>TOP LIVESTOCK INVENTORY ITEMS (number)</b>		
Cattle and calves	19	544
Hogs and pigs	4	120
Horses and ponies	11	90
Layers	2	(D)
Mules, burros, and donkeys	6	9

### Operator Characteristics

Item	Quantity
Primary occupation:	
Farming	18
Other	29
Days worked off farm:	
None	24
Any	23
Years on present farm:	
2 years or less	-
3 to 4 years	6
5 to 9 years	7
10 years or more	34
Age group:	
Under 45 years	9
45 to 64 years	20
65 years and over	18
Average age (years)	54.9

### Economic Characteristics

Item	Quantity
Farms by value of sales:	
Less than \$1,000	19
\$1,000 to \$2,499	9
\$2,500 to \$4,999	-
\$5,000 to \$9,999	3
\$10,000 to \$49,999	4
\$50,000 to \$99,999	-
\$100,000 to \$249,999	-
\$250,000 to \$499,999	-
\$500,000 or more	1
Total farm production expenses (\$1,000)	1,906
Average per farm (\$)	52,947
Net cash farm income of operation (\$1,000)	(D)
Average per farm (\$)	(D)
Value of agricultural products sold directly to individuals for human consumption (\$1,000)	(D)
Total organic product sales (\$1,000)	-
Total income from farm-related sources, gross before taxes and expenses (\$1,000)	-

See "Census of Agriculture, Volume 1, Geographic Area Series" for complete footnotes, explanations, definitions, and methodology.

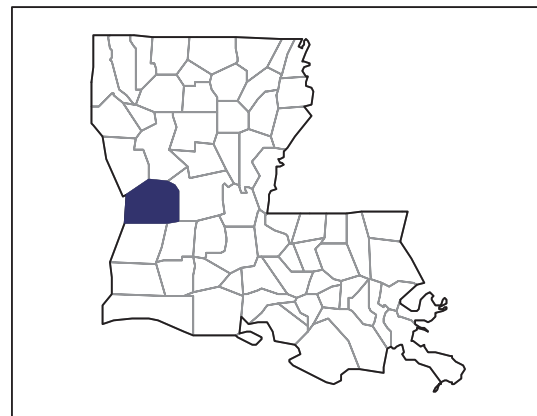
(D) Cannot be disclosed. (Z) Less than half of the unit shown.

<sup>1</sup> Data were collected for a maximum of three operators per farm. <sup>2</sup> Operators reporting selected race alone or in combination with other races.

# 2007 CENSUS OF AGRICULTURE

**Vernon Parish – Louisiana**

**Farms with Asian Operators  
Compared with All Farms**



**Data are not available at this geographic level for farms with Asian operators.**



United States Department of Agriculture  
National Agricultural Statistics Service

[www.agcensus.usda.gov](http://www.agcensus.usda.gov)

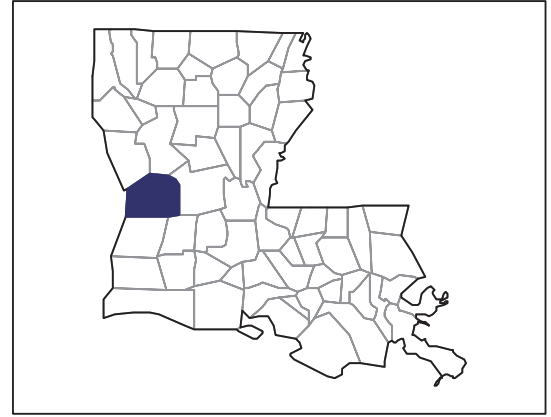




# 2007 CENSUS OF AGRICULTURE

**Vernon Parish – Louisiana**

**Farms with Black or African American Operators Compared with All Farms**



**Data are not available at this geographic level for farms with Black or African American operators.**



United States Department of Agriculture  
National Agricultural Statistics Service

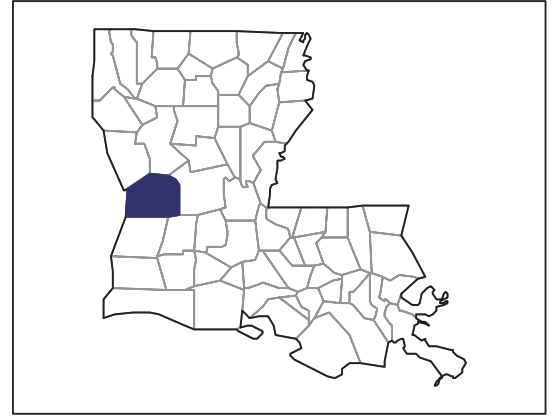
[www.agcensus.usda.gov](http://www.agcensus.usda.gov)



# 2007 CENSUS OF AGRICULTURE

## Vernon Parish – Louisiana

### Farms with Native Hawaiian or Other Pacific Islander Operators Compared with All Farms



Data are not available at this geographic level for farms with Native Hawaiian or Other Pacific Islander operators.



United States Department of Agriculture  
National Agricultural Statistics Service

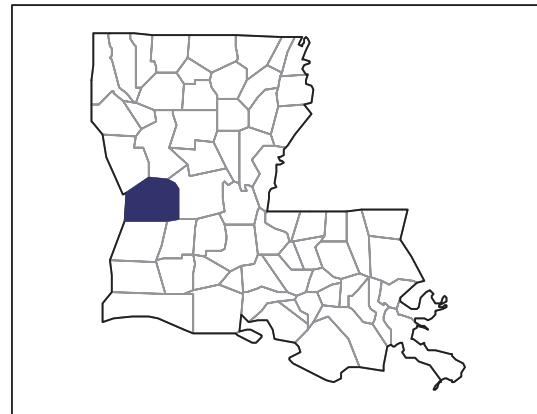
[www.agcensus.usda.gov](http://www.agcensus.usda.gov)



# 2007 CENSUS OF AGRICULTURE

Vernon Parish – Louisiana

Farms with White Operators  
Compared with All Farms



Data are not available at this geographic level for farms with White operators.



United States Department of Agriculture  
National Agricultural Statistics Service

[www.agcensus.usda.gov](http://www.agcensus.usda.gov)

