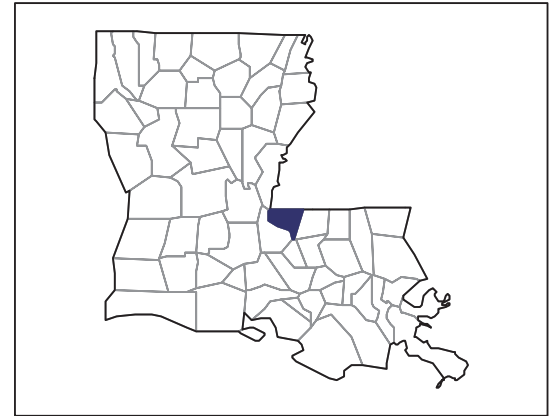


# 2007 CENSUS OF AGRICULTURE



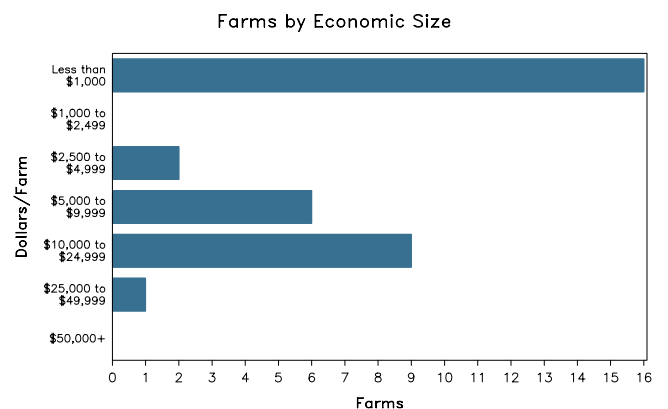
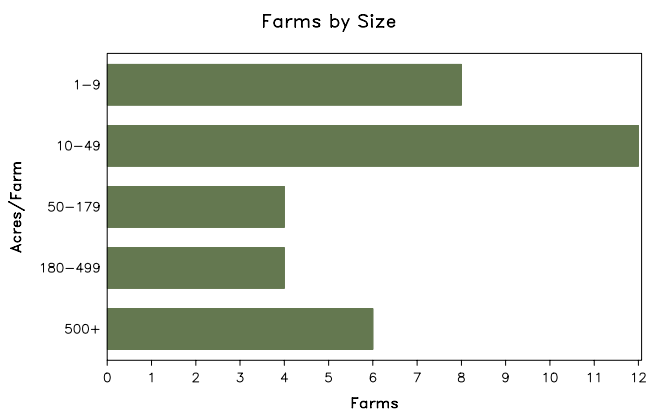
## West Feliciana Parish – Louisiana

### Farms with Women Principal Operators Compared with All Farms

	Women Principal Operators	All Farms
<b>Number of Farms</b>	34	176
<b>Land in Farms</b>	6,472 acres	66,662 acres
<b>Average Size of Farm</b>	190 acres	379 acres
<b>Market Value of Products Sold</b>	\$167,000	\$4,301,000
Crop Sales	\$19,000	\$1,850,000
Livestock Sales	\$148,000	\$2,451,000
Average Per Farm	\$4,899	\$24,439
<b>Government Payments</b>	\$60,000	\$204,000
Average Per Farm Receiving Payments	\$5,986	\$5,221

See footnotes on reverse page.

### Farms with Women Principal Operators



# 2007 CENSUS OF AGRICULTURE

## West Feliciana Parish – Louisiana Farms with Women Principal Operators

### Selected Highlights

Item	Farms	Quantity
<b>MARKET VALUE OF AGRICULTURAL PRODUCTS SOLD (\$1,000)</b>		
Total value of agricultural products sold	34	167
Value of crops including nursery and greenhouse	3	19
Value of livestock, poultry, and their products	16	148
<b>VALUE OF SALES BY COMMODITY GROUP (\$1,000)</b>		
Grains, oilseeds, dry beans, and dry peas	-	-
Tobacco	-	-
Cotton and cottonseed	-	-
Vegetables, melons, potatoes and sweet potatoes	-	-
Fruits, tree nuts, and berries	-	-
Nursery, greenhouse, floriculture, and sod	2	(D)
Cut Christmas trees and short rotation woody crops	-	-
Other crops and hay	1	(D)
Poultry and eggs	-	-
Cattle and calves	4	52
Milk and other dairy products from cows	-	-
Hogs and pigs	-	-
Sheep, goats, and their products	-	-
Horses, ponies, mules, burros, and donkeys	12	96
Aquaculture	-	-
Other animals and other animal products	-	-
<b>TOP CROP ITEMS (acres)</b>		
Forage - land used for all hay and haylage, grass silage, and greenchop	3	154
Floriculture crops, total	2	(D)
<b>TOP LIVESTOCK INVENTORY ITEMS (number)</b>		
Cattle and calves	10	556
Horses and ponies	15	72
Pullets for laying flock replacement	1	(D)

### Operator Characteristics

Item	Quantity
Primary occupation:	
Farming	12
Other	22
Days worked off farm:	
None	8
Any	26
Years on present farm:	
2 years or less	1
3 to 4 years	7
5 to 9 years	6
10 years or more	20
Age group:	
Under 45 years	7
45 to 64 years	16
65 years and over	11
Average age of principal operator (years)	54.3

### Economic Characteristics

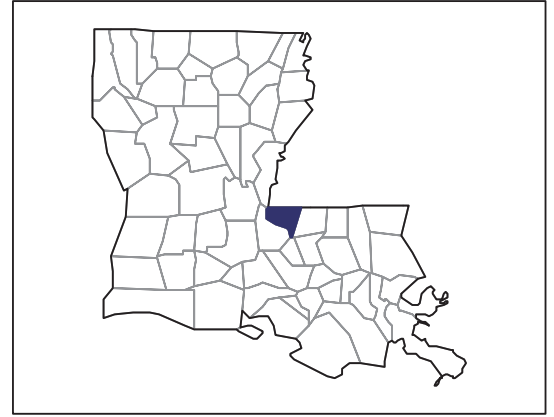
Item	Quantity
Farms by value of sales:	
Less than \$1,000	23
\$1,000 to \$2,499	-
\$2,500 to \$4,999	2
\$5,000 to \$9,999	2
\$10,000 to \$49,999	7
\$50,000 to \$99,999	-
\$100,000 to \$249,999	-
\$250,000 to \$499,999	-
\$500,000 or more	-
Total farm production expenses (\$1,000)	438
Average per farm (\$)	12,897
Net cash farm income of operation (\$1,000)	-139
Average per farm (\$)	-4,080
Value of agricultural products sold directly to individuals for human consumption (\$1,000)	-
Total organic product sales (\$1,000)	-
Total income from farm-related sources, gross before taxes and expenses (\$1,000)	73

See "Census of Agriculture, Volume 1, Geographic Area Series" for complete footnotes, explanations, definitions, and methodology.  
(D) Cannot be disclosed. (Z) Less than half of the unit shown.

# 2007 CENSUS OF AGRICULTURE

## West Feliciana Parish – Louisiana

### Farms with Spanish, Hispanic, or Latino Operators Compared with All Farms



Data are not available at this geographic level for farms with Spanish, Hispanic, or Latino operators.



United States Department of Agriculture  
National Agricultural Statistics Service

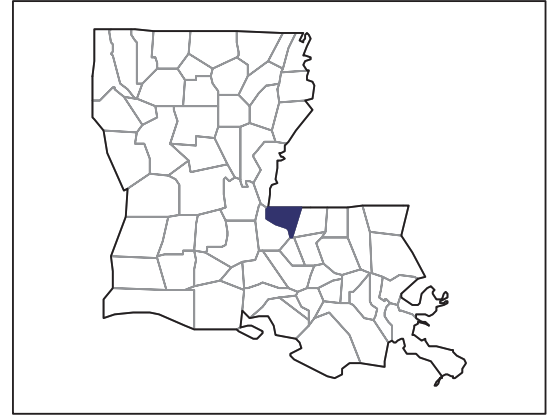
[www.agcensus.usda.gov](http://www.agcensus.usda.gov)



# 2007 CENSUS OF AGRICULTURE

## West Feliciana Parish – Louisiana

### Farms with American Indian or Alaska Native Operators Compared with All Farms



Data are not available at this geographic level for farms with American Indian or Alaska Native operators.



United States Department of Agriculture  
National Agricultural Statistics Service

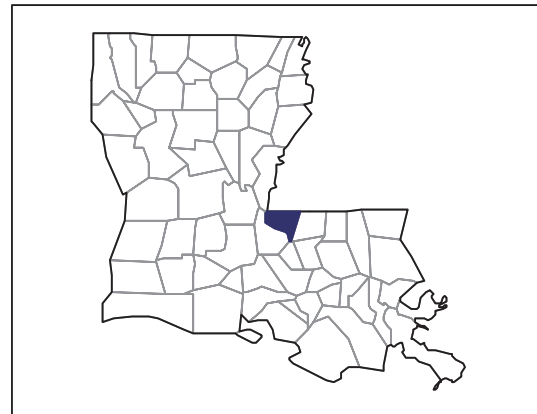
[www.agcensus.usda.gov](http://www.agcensus.usda.gov)



# 2007 CENSUS OF AGRICULTURE

**West Feliciana Parish – Louisiana**

**Farms with Asian Operators  
Compared with All Farms**



**Data are not available at this geographic level for farms with Asian operators.**



United States Department of Agriculture  
National Agricultural Statistics Service

[www.agcensus.usda.gov](http://www.agcensus.usda.gov)

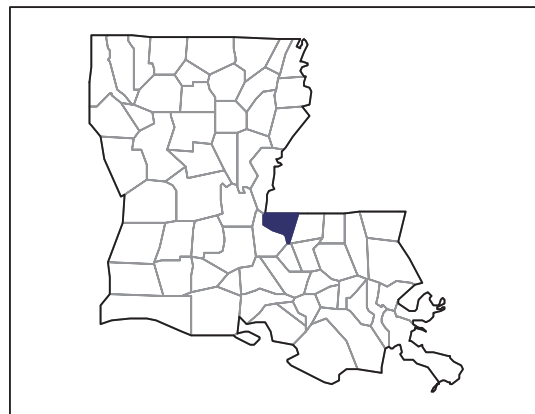




# 2007 CENSUS OF AGRICULTURE

## West Feliciana Parish – Louisiana

### Farms with Black or African American Operators Compared with All Farms



Data are not available at this geographic level for farms with Black or African American operators.



United States Department of Agriculture  
National Agricultural Statistics Service

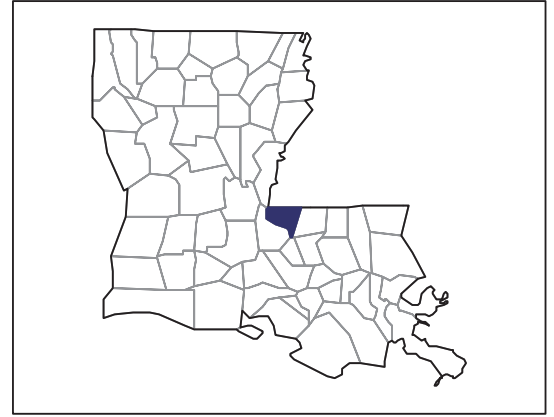
[www.agcensus.usda.gov](http://www.agcensus.usda.gov)



# 2007 CENSUS OF AGRICULTURE

## West Feliciana Parish – Louisiana

### Farms with Native Hawaiian or Other Pacific Islander Operators Compared with All Farms



Data are not available at this geographic level for farms with Native Hawaiian or Other Pacific Islander operators.



United States Department of Agriculture  
National Agricultural Statistics Service

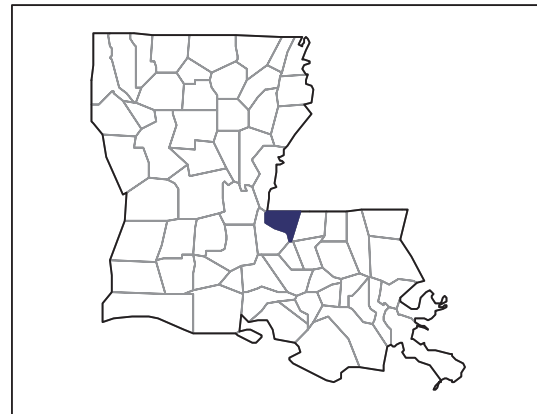
[www.agcensus.usda.gov](http://www.agcensus.usda.gov)



# 2007 CENSUS OF AGRICULTURE

## West Feliciana Parish – Louisiana

### Farms with White Operators Compared with All Farms



Data are not available at this geographic level for farms with White operators.



United States Department of Agriculture  
National Agricultural Statistics Service

[www.agcensus.usda.gov](http://www.agcensus.usda.gov)

