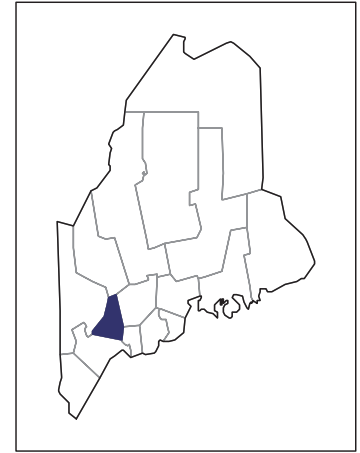


2007 CENSUS OF AGRICULTURE



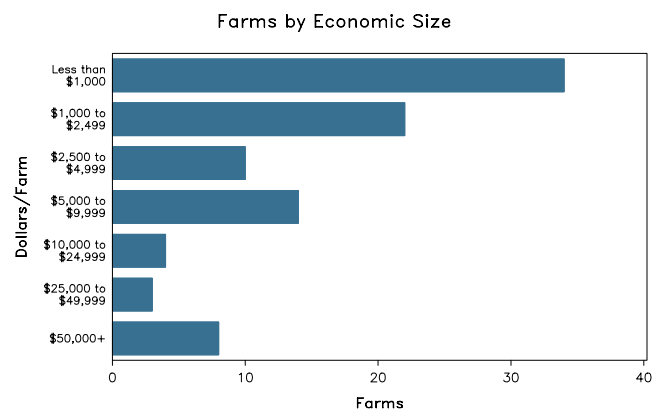
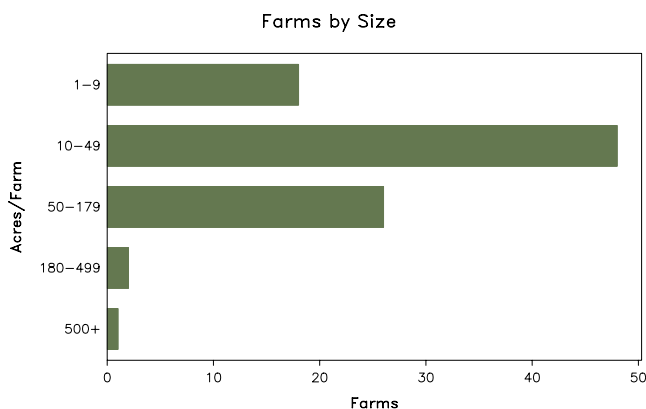
Androscoggin County – Maine

Farms with Women Principal Operators Compared with All Farms

	Women Principal Operators	All Farms
Number of Farms	95	378
Land in Farms	4,932 acres	50,844 acres
Average Size of Farm	52 acres	135 acres
Market Value of Products Sold	\$1,694,000	\$68,445,000
Crop Sales	\$671,000	\$7,637,000
Livestock Sales	\$1,024,000	\$60,807,000
Average Per Farm	\$17,835	\$181,071
Government Payments	\$70,000	\$487,000
Average Per Farm Receiving Payments	\$14,033	\$8,550

See footnotes on reverse page.

Farms with Women Principal Operators



United States Department of Agriculture
National Agricultural Statistics Service

www.agcensus.usda.gov

2007 CENSUS OF AGRICULTURE

Androscoggin County – Maine Farms with Women Principal Operators

Selected Highlights

Item	Farms	Quantity
MARKET VALUE OF AGRICULTURAL PRODUCTS SOLD (\$1,000)		
Total value of agricultural products sold	95	1,694
Value of crops including nursery and greenhouse	48	671
Value of livestock, poultry, and their products	38	1,024
VALUE OF SALES BY COMMODITY GROUP (\$1,000)		
Grains, oilseeds, dry beans, and dry peas	-	-
Tobacco	-	-
Cotton and cottonseed	-	-
Vegetables, melons, potatoes and sweet potatoes	22	236
Fruits, tree nuts, and berries	12	154
Nursery, greenhouse, floriculture, and sod	7	(D)
Cut Christmas trees and short rotation woody crops	2	(D)
Other crops and hay	17	(D)
Poultry and eggs	23	(D)
Cattle and calves	18	89
Milk and other dairy products from cows	3	(D)
Hogs and pigs	11	10
Sheep, goats, and their products	6	(D)
Horses, ponies, mules, burros, and donkeys	3	4
Aquaculture	-	-
Other animals and other animal products	4	(D)
TOP CROP ITEMS (acres)		
Forage - land used for all hay and haylage, grass silage, and greenchop	30	(D)
Vegetables harvested for sale	21	(D)
Corn for silage or greenchop	2	(D)
Apples	6	(D)
Pumpkins	10	24
TOP LIVESTOCK INVENTORY ITEMS (number)		
Cattle and calves	26	985
Layers	25	982
Pullets for laying flock replacement	3	300
Horses and ponies	35	254
Broilers and other meat-type chickens	2	(D)

Operator Characteristics

Item	Quantity
Primary occupation:	
Farming	53
Other	42
Days worked off farm:	
None	31
Any	64
Years on present farm:	
2 years or less	10
3 to 4 years	21
5 to 9 years	23
10 years or more	41
Age group:	
Under 45 years	26
45 to 64 years	56
65 years and over	13
Average age of principal operator (years)	51.3

Economic Characteristics

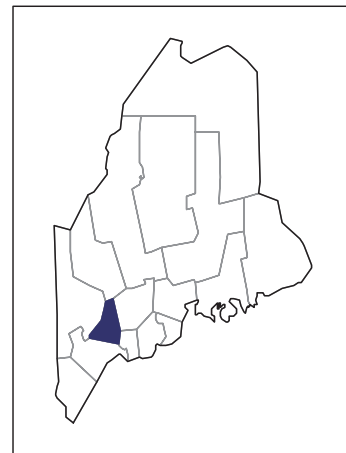
Item	Quantity
Farms by value of sales:	
Less than \$1,000	34
\$1,000 to \$2,499	22
\$2,500 to \$4,999	10
\$5,000 to \$9,999	14
\$10,000 to \$49,999	7
\$50,000 to \$99,999	4
\$100,000 to \$249,999	3
\$250,000 to \$499,999	-
\$500,000 or more	1
Total farm production expenses (\$1,000)	2,923
Average per farm (\$)	30,772
Net cash farm income of operation (\$1,000)	-965
Average per farm (\$)	-10,158
Value of agricultural products sold directly to individuals for human consumption (\$1,000)	136
Total organic product sales (\$1,000)	179
Total income from farm-related sources, gross before taxes and expenses (\$1,000)	(D)

See "Census of Agriculture, Volume 1, Geographic Area Series" for complete footnotes, explanations, definitions, and methodology.
(D) Cannot be disclosed. (Z) Less than half of the unit shown.

2007 CENSUS OF AGRICULTURE

Androscoggin County – Maine

Farms with Spanish, Hispanic, or Latino Operators Compared with All Farms



Data are not available at this geographic level for farms with Spanish, Hispanic, or Latino operators.



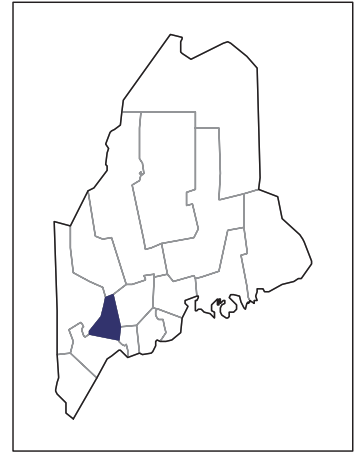
United States Department of Agriculture
National Agricultural Statistics Service

www.agcensus.usda.gov

2007 CENSUS *OF* AGRICULTURE

Androscoggin County – Maine

Farms with American Indian or Alaska Native Operators Compared with All Farms



Data are not available at this geographic level for farms with American Indian or Alaska Native operators.



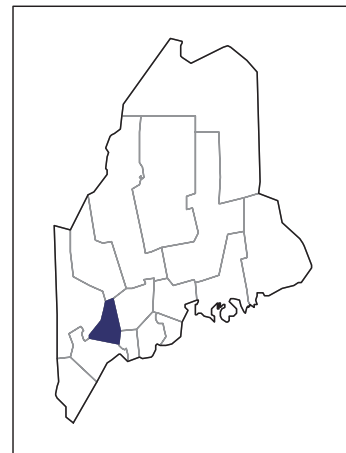
United States Department of Agriculture
National Agricultural Statistics Service

www.agcensus.usda.gov

2007 CENSUS OF AGRICULTURE

Androscoggin County – Maine

**Farms with Asian Operators
Compared with All Farms**



Data are not available at this geographic level for farms with Asian operators.



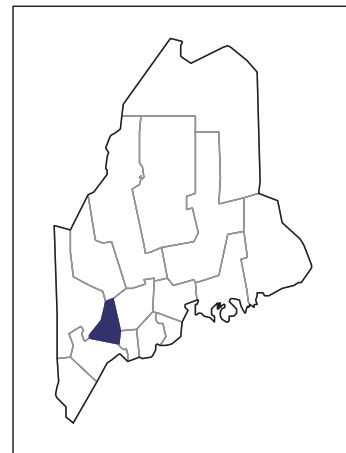
United States Department of Agriculture
National Agricultural Statistics Service

www.agcensus.usda.gov

2007 CENSUS *OF* AGRICULTURE

Androscoggin County – Maine

Farms with Black or African American Operators Compared with All Farms



Data are not available at this geographic level for farms with Black or African American operators.



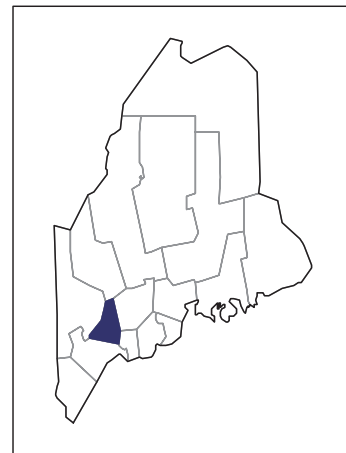
United States Department of Agriculture
National Agricultural Statistics Service

www.agcensus.usda.gov

2007 CENSUS *OF* AGRICULTURE

Androscoggin County – Maine

Farms with Native Hawaiian or Other Pacific Islander Operators Compared with All Farms



Data are not available at this geographic level for farms with Native Hawaiian or Other Pacific Islander operators.



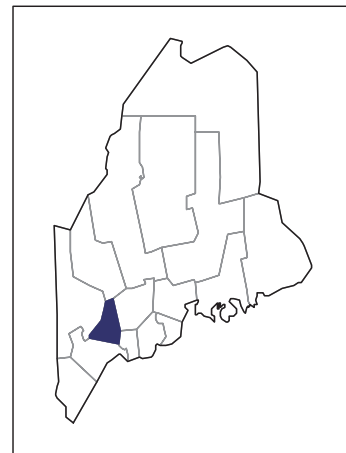
United States Department of Agriculture
National Agricultural Statistics Service

www.agcensus.usda.gov

2007 CENSUS OF AGRICULTURE

Androscoggin County – Maine

**Farms with White Operators
Compared with All Farms**



Data are not available at this geographic level for farms with White operators.



United States Department of Agriculture
National Agricultural Statistics Service

www.agcensus.usda.gov

