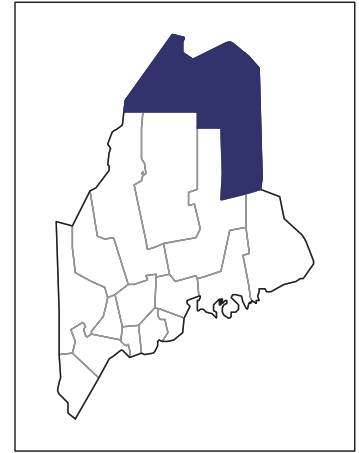


2007 CENSUS OF AGRICULTURE



Aroostook County – Maine

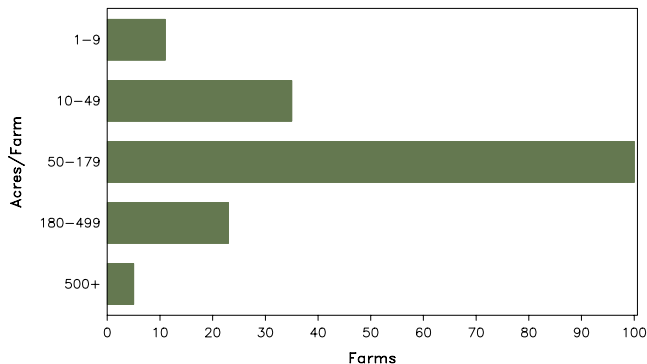
Farms with Women Principal Operators Compared with All Farms

	Women Principal Operators	All Farms
Number of Farms	174	1,246
Land in Farms	28,386 acres	375,568 acres
Average Size of Farm	163 acres	301 acres
Market Value of Products Sold	\$5,689,000	\$146,516,000
Crop Sales	(D)	(D)
Livestock Sales	(D)	(D)
Average Per Farm	\$32,697	\$117,589
Government Payments	\$203,000	\$2,779,000
Average Per Farm Receiving Payments	\$2,181	\$3,941

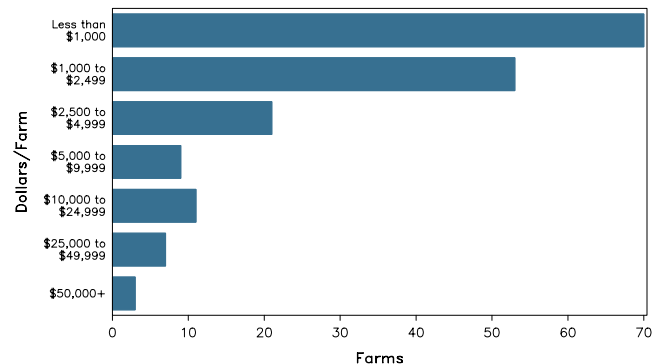
See footnotes on reverse page.

Farms with Women Principal Operators

Farms by Size



Farms by Economic Size



2007 CENSUS OF AGRICULTURE

Aroostook County – Maine Farms with Women Principal Operators

Selected Highlights

Item	Farms	Quantity
MARKET VALUE OF AGRICULTURAL PRODUCTS SOLD (\$1,000)		
Total value of agricultural products sold	174	5,689
Value of crops including nursery and greenhouse	28	(D)
Value of livestock, poultry, and their products	29	(D)
VALUE OF SALES BY COMMODITY GROUP (\$1,000)		
Grains, oilseeds, dry beans, and dry peas	1	(D)
Tobacco	-	-
Cotton and cottonseed	-	-
Vegetables, melons, potatoes and sweet potatoes	13	(D)
Fruits, tree nuts, and berries	3	75
Nursery, greenhouse, floriculture, and sod	9	(D)
Cut Christmas trees and short rotation woody crops	2	(D)
Other crops and hay	8	(D)
Poultry and eggs	9	(D)
Cattle and calves	13	(D)
Milk and other dairy products from cows	-	-
Hogs and pigs	-	-
Sheep, goats, and their products	11	12
Horses, ponies, mules, burros, and donkeys	4	19
Aquaculture	-	-
Other animals and other animal products	5	11
TOP CROP ITEMS (acres)		
Forage - land used for all hay and haylage, grass silage, and greenchop	12	(D)
Vegetables harvested for sale	11	(D)
Broccoli	1	(D)
Oats for grain	1	(D)
Cut Christmas trees	2	(D)
TOP LIVESTOCK INVENTORY ITEMS (number)		
Layers	13	213
Sheep and lambs	13	194
Horses and ponies	29	185
Cattle and calves	13	77
Goats, all	11	59

Operator Characteristics

Item	Quantity
Primary occupation:	
Farming	41
Other	133
Days worked off farm:	
None	74
Any	100
Years on present farm:	
2 years or less	16
3 to 4 years	27
5 to 9 years	33
10 years or more	98
Age group:	
Under 45 years	25
45 to 64 years	106
65 years and over	43
Average age of principal operator (years)	57.3

Economic Characteristics

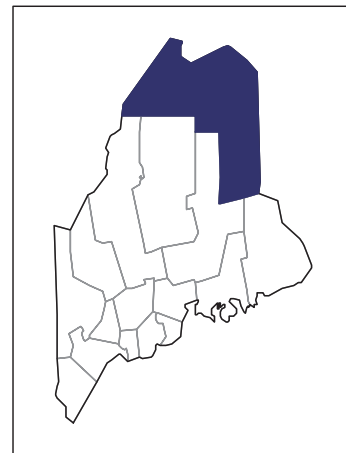
Item	Quantity
Farms by value of sales:	
Less than \$1,000	135
\$1,000 to \$2,499	9
\$2,500 to \$4,999	6
\$5,000 to \$9,999	7
\$10,000 to \$49,999	14
\$50,000 to \$99,999	-
\$100,000 to \$249,999	1
\$250,000 to \$499,999	1
\$500,000 or more	1
Total farm production expenses (\$1,000)	5,047
Average per farm (\$)	29,005
Net cash farm income of operation (\$1,000)	1,094
Average per farm (\$)	6,285
Value of agricultural products sold directly to individuals for human consumption (\$1,000)	14
Total organic product sales (\$1,000)	(D)
Total income from farm-related sources, gross before taxes and expenses (\$1,000)	248

See "Census of Agriculture, Volume 1, Geographic Area Series" for complete footnotes, explanations, definitions, and methodology.
(D) Cannot be disclosed. (Z) Less than half of the unit shown.

2007 CENSUS *OF* AGRICULTURE

Aroostook County – Maine

Farms with Spanish, Hispanic, or Latino Operators Compared with All Farms



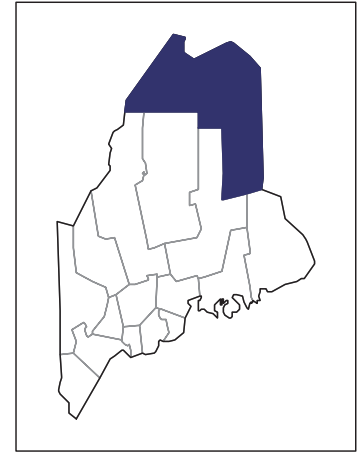
Data are not available at this geographic level for farms with Spanish, Hispanic, or Latino operators.



United States Department of Agriculture
National Agricultural Statistics Service

www.agcensus.usda.gov

2007 CENSUS OF AGRICULTURE



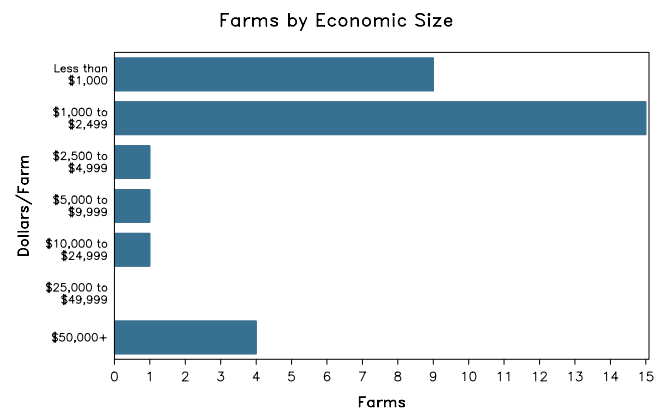
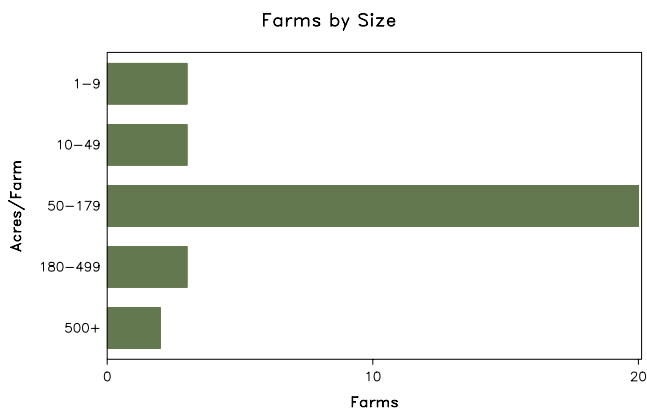
Aroostook County – Maine

Farms with American Indian or Alaska Native Operators Compared with All Farms

	American Indian or Alaska Native Operators ²	All Farms
Number of Farm Operators ¹	31	1,825
Number of Farms	31	1,246
Land in Farms	5,963 acres	375,568 acres
Average Size of Farm	192 acres	301 acres
Market Value of Products Sold	\$1,634,000	\$146,516,000
Crop Sales	(D)	(D)
Livestock Sales	(D)	(D)
Average Per Farm	\$52,698	\$117,589
Government Payments	\$24,000	\$2,779,000
Average Per Farm Receiving Payments	\$1,604	\$3,941

See footnotes on reverse page.

Farms with American Indian or Alaska Native Operators



2007 CENSUS OF AGRICULTURE

Aroostook County – Maine Farms with American Indian or Alaska Native Operators

Selected Highlights

Item	Farms	Quantity
MARKET VALUE OF AGRICULTURAL PRODUCTS SOLD (\$1,000)		
Total value of agricultural products sold	31	1,634
Value of crops including nursery and greenhouse	12	(D)
Value of livestock, poultry, and their products	2	(D)
VALUE OF SALES BY COMMODITY GROUP (\$1,000)		
Grains, oilseeds, dry beans, and dry peas	2	(D)
Tobacco	-	-
Cotton and cottonseed	-	-
Vegetables, melons, potatoes and sweet potatoes	3	(D)
Fruits, tree nuts, and berries	-	-
Nursery, greenhouse, floriculture, and sod	-	-
Cut Christmas trees and short rotation woody crops	-	-
Other crops and hay	10	300
Poultry and eggs	1	(D)
Cattle and calves	2	(D)
Milk and other dairy products from cows	-	-
Hogs and pigs	-	-
Sheep, goats, and their products	-	-
Horses, ponies, mules, burros, and donkeys	-	-
Aquaculture	-	-
Other animals and other animal products	-	-
TOP CROP ITEMS (acres)		
Forage - land used for all hay and haylage, grass silage, and greenchop	11	1,000
Oats for grain	2	(D)
Vegetables harvested for sale	3	(D)
Potatoes	3	(D)
Rye for grain	1	(D)
TOP LIVESTOCK INVENTORY ITEMS (number)		
Cattle and calves	2	(D)
Layers	4	(D)
Horses and ponies	4	17

Operator Characteristics

Item	Quantity
Primary occupation:	
Farming	2
Other	29
Days worked off farm:	
None	2
Any	29
Years on present farm:	
2 years or less	6
3 to 4 years	8
5 to 9 years	2
10 years or more	15
Age group:	
Under 45 years	13
45 to 64 years	17
65 years and over	1
Average age (years)	46.6

Economic Characteristics

Item	Quantity
Farms by value of sales:	
Less than \$1,000	18
\$1,000 to \$2,499	6
\$2,500 to \$4,999	1
\$5,000 to \$9,999	1
\$10,000 to \$49,999	1
\$50,000 to \$99,999	1
\$100,000 to \$249,999	1
\$250,000 to \$499,999	1
\$500,000 or more	1
Total farm production expenses (\$1,000)	950
Average per farm (\$)	30,638
Net cash farm income of operation (\$1,000)	739
Average per farm (\$)	23,828
Value of agricultural products sold directly to individuals for human consumption (\$1,000)	(D)
Total organic product sales (\$1,000)	(D)
Total income from farm-related sources, gross before taxes and expenses (\$1,000)	31

See "Census of Agriculture, Volume 1, Geographic Area Series" for complete footnotes, explanations, definitions, and methodology.

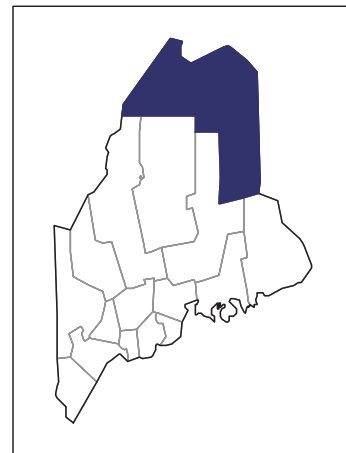
(D) Cannot be disclosed. (Z) Less than half of the unit shown.

¹ Data were collected for a maximum of three operators per farm. ² Operators reporting selected race alone or in combination with other races.

2007 CENSUS OF AGRICULTURE

Aroostook County – Maine

**Farms with Asian Operators
Compared with All Farms**



Data are not available at this geographic level for farms with Asian operators.



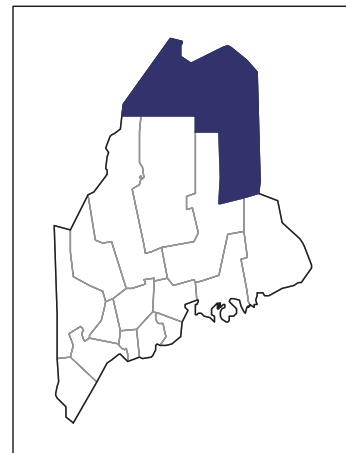
United States Department of Agriculture
National Agricultural Statistics Service

www.agcensus.usda.gov

2007 CENSUS OF AGRICULTURE

Aroostook County – Maine

Farms with Black or African American Operators Compared with All Farms



Data are not available at this geographic level for farms with Black or African American operators.



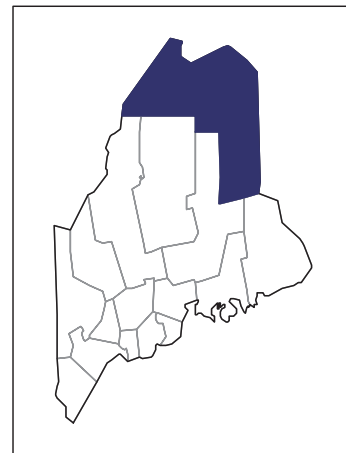
United States Department of Agriculture
National Agricultural Statistics Service

www.agcensus.usda.gov

2007 CENSUS OF AGRICULTURE

Aroostook County – Maine

Farms with Native Hawaiian or Other Pacific Islander Operators Compared with All Farms



Data are not available at this geographic level for farms with Native Hawaiian or Other Pacific Islander operators.



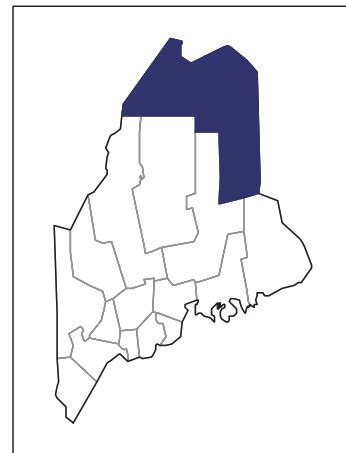
United States Department of Agriculture
National Agricultural Statistics Service

www.agcensus.usda.gov

2007 CENSUS OF AGRICULTURE

Aroostook County – Maine

Farms with White Operators Compared with All Farms



Data are not available at this geographic level for farms with White operators.



United States Department of Agriculture
National Agricultural Statistics Service

www.agcensus.usda.gov

