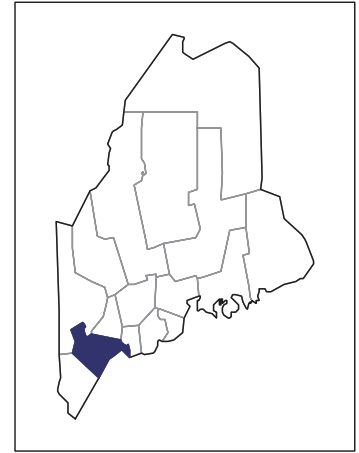


2007 CENSUS OF AGRICULTURE



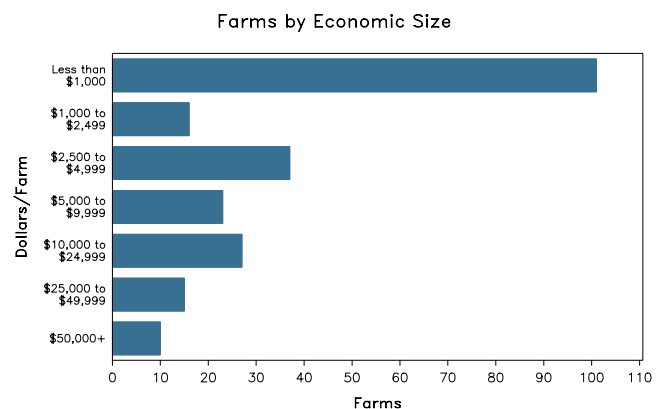
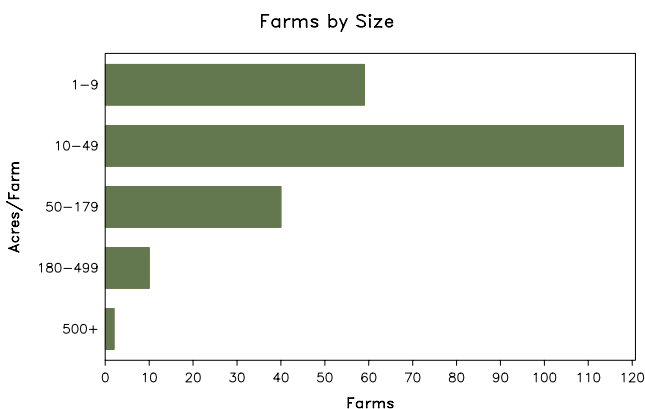
Cumberland County – Maine

Farms with Women Principal Operators Compared with All Farms

	Women Principal Operators	All Farms
Number of Farms	229	630
Land in Farms	10,613 acres	51,727 acres
Average Size of Farm	46 acres	82 acres
Market Value of Products Sold	\$3,187,000	\$19,960,000
Crop Sales	\$2,114,000	(D)
Livestock Sales	\$1,073,000	(D)
Average Per Farm	\$13,916	\$31,683
Government Payments	\$256,000	\$357,000
Average Per Farm Receiving Payments	\$12,171	\$6,272

See footnotes on reverse page.

Farms with Women Principal Operators



2007 CENSUS OF AGRICULTURE

Cumberland County – Maine Farms with Women Principal Operators

Selected Highlights

Item	Farms	Quantity
MARKET VALUE OF AGRICULTURAL PRODUCTS SOLD (\$1,000)		
Total value of agricultural products sold	229	3,187
Value of crops including nursery and greenhouse	94	2,114
Value of livestock, poultry, and their products	116	1,073
VALUE OF SALES BY COMMODITY GROUP (\$1,000)		
Grains, oilseeds, dry beans, and dry peas	-	-
Tobacco	-	-
Cotton and cottonseed	-	-
Vegetables, melons, potatoes and sweet potatoes	26	184
Fruits, tree nuts, and berries	18	82
Nursery, greenhouse, floriculture, and sod	33	(D)
Cut Christmas trees and short rotation woody crops	3	(D)
Other crops and hay	43	185
Poultry and eggs	52	(D)
Cattle and calves	14	(D)
Milk and other dairy products from cows	4	(D)
Hogs and pigs	16	(D)
Sheep, goats, and their products	28	26
Horses, ponies, mules, burros, and donkeys	23	167
Aquaculture	3	(D)
Other animals and other animal products	16	222
TOP CROP ITEMS (acres)		
Forage - land used for all hay and haylage, grass silage, and greenchop	65	2,572
Vegetables harvested for sale	29	(D)
Land in berries	15	36
Sweet corn	9	24
Floriculture crops, total	15	24
TOP LIVESTOCK INVENTORY ITEMS (number)		
Layers	74	1,186
Horses and ponies	102	838
Broilers and other meat-type chickens	12	798
Cattle and calves	45	668
Sheep and lambs	22	429

Operator Characteristics

Item	Quantity
Primary occupation:	
Farming	90
Other	139
Days worked off farm:	
None	72
Any	157
Years on present farm:	
2 years or less	2
3 to 4 years	28
5 to 9 years	61
10 years or more	138
Age group:	
Under 45 years	53
45 to 64 years	135
65 years and over	41
Average age of principal operator (years)	53.4

Economic Characteristics

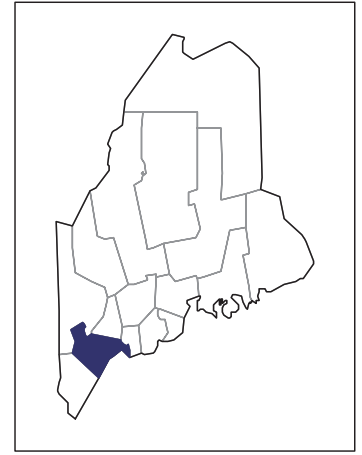
Item	Quantity
Farms by value of sales:	
Less than \$1,000	108
\$1,000 to \$2,499	19
\$2,500 to \$4,999	35
\$5,000 to \$9,999	24
\$10,000 to \$49,999	33
\$50,000 to \$99,999	4
\$100,000 to \$249,999	3
\$250,000 to \$499,999	2
\$500,000 or more	1
Total farm production expenses (\$1,000)	5,773
Average per farm (\$)	25,210
Net cash farm income of operation (\$1,000)	-880
Average per farm (\$)	-3,843
Value of agricultural products sold directly to individuals for human consumption (\$1,000)	269
Total organic product sales (\$1,000)	258
Total income from farm-related sources, gross before taxes and expenses (\$1,000)	1,451

See "Census of Agriculture, Volume 1, Geographic Area Series" for complete footnotes, explanations, definitions, and methodology.
(D) Cannot be disclosed. (Z) Less than half of the unit shown.

2007 CENSUS OF AGRICULTURE

Cumberland County – Maine

Farms with Spanish, Hispanic, or Latino Operators Compared with All Farms



Data are not available at this geographic level for farms with Spanish, Hispanic, or Latino operators.



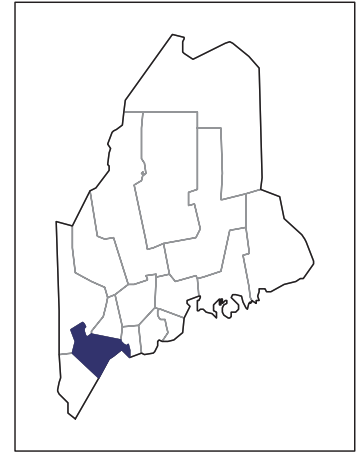
United States Department of Agriculture
National Agricultural Statistics Service

www.agcensus.usda.gov

2007 CENSUS *OF* AGRICULTURE

Cumberland County – Maine

Farms with American Indian or Alaska Native Operators Compared with All Farms



Data are not available at this geographic level for farms with American Indian or Alaska Native operators.



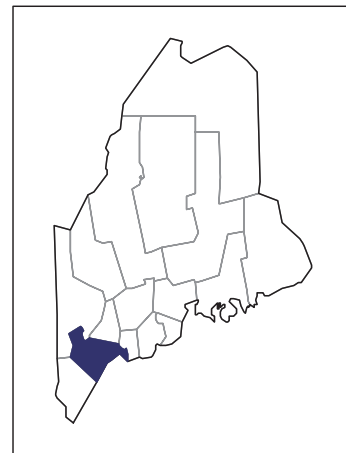
United States Department of Agriculture
National Agricultural Statistics Service

www.agcensus.usda.gov

2007 CENSUS OF AGRICULTURE

Cumberland County – Maine

**Farms with Asian Operators
Compared with All Farms**



Data are not available at this geographic level for farms with Asian operators.



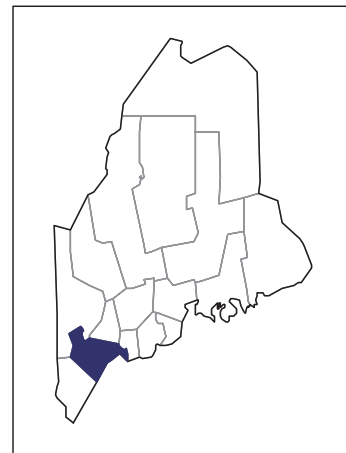
United States Department of Agriculture
National Agricultural Statistics Service

www.agcensus.usda.gov

2007 CENSUS *OF* AGRICULTURE

Cumberland County – Maine

Farms with Black or African American Operators Compared with All Farms



Data are not available at this geographic level for farms with Black or African American operators.



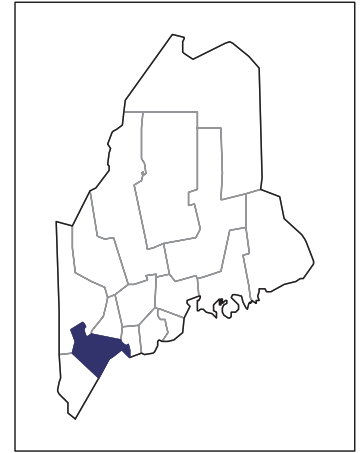
United States Department of Agriculture
National Agricultural Statistics Service

www.agcensus.usda.gov

2007 CENSUS OF AGRICULTURE

Cumberland County – Maine

Farms with Native Hawaiian or Other Pacific Islander Operators Compared with All Farms



Data are not available at this geographic level for farms with Native Hawaiian or Other Pacific Islander operators.



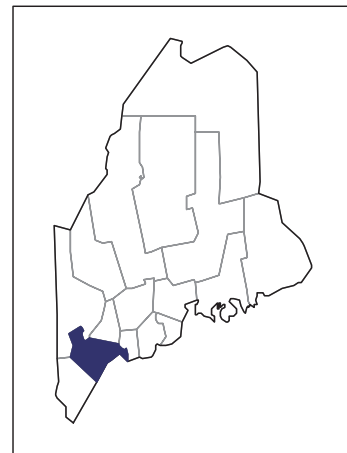
United States Department of Agriculture
National Agricultural Statistics Service

www.agcensus.usda.gov

2007 CENSUS *OF* AGRICULTURE

Cumberland County – Maine

**Farms with White Operators
Compared with All Farms**



Data are not available at this geographic level for farms with White operators.



United States Department of Agriculture
National Agricultural Statistics Service

www.agcensus.usda.gov

