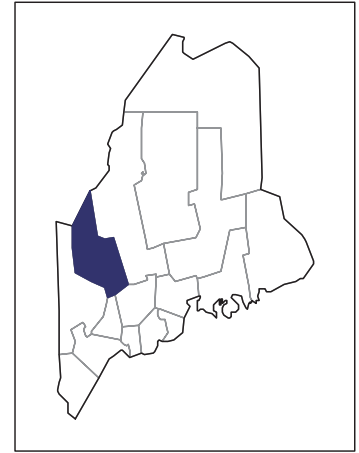


2007 CENSUS OF AGRICULTURE



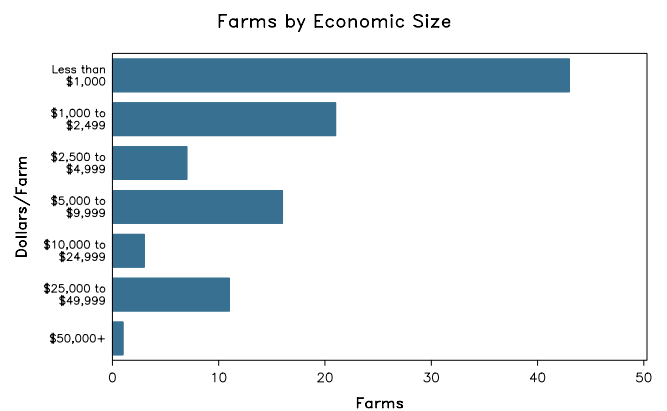
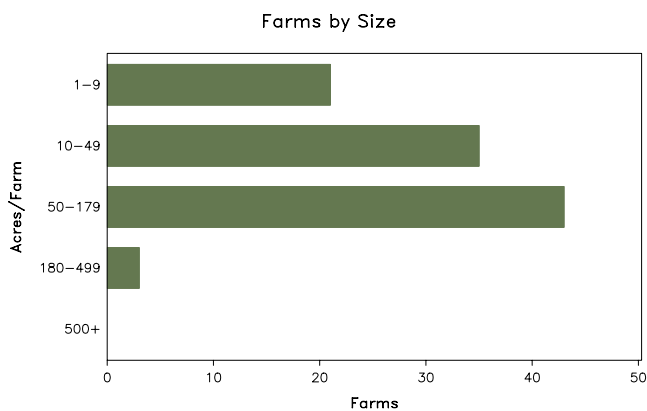
Franklin County – Maine

Farms with Women Principal Operators Compared with All Farms

	Women Principal Operators	All Farms
Number of Farms	102	388
Land in Farms	5,422 acres	40,748 acres
Average Size of Farm	53 acres	105 acres
Market Value of Products Sold	\$631,000	\$8,423,000
Crop Sales	\$402,000	\$2,120,000
Livestock Sales	\$229,000	\$6,302,000
Average Per Farm	\$6,190	\$21,708
Government Payments	\$31,000	\$401,000
Average Per Farm Receiving Payments	\$2,551	\$5,978

See footnotes on reverse page.

Farms with Women Principal Operators



2007 CENSUS OF AGRICULTURE

Franklin County – Maine Farms with Women Principal Operators

Selected Highlights

Item	Farms	Quantity
MARKET VALUE OF AGRICULTURAL PRODUCTS SOLD (\$1,000)		
Total value of agricultural products sold	102	631
Value of crops including nursery and greenhouse	42	402
Value of livestock, poultry, and their products	51	229
VALUE OF SALES BY COMMODITY GROUP (\$1,000)		
Grains, oilseeds, dry beans, and dry peas	1	(D)
Tobacco	-	-
Cotton and cottonseed	-	-
Vegetables, melons, potatoes and sweet potatoes	16	77
Fruits, tree nuts, and berries	17	211
Nursery, greenhouse, floriculture, and sod	12	(D)
Cut Christmas trees and short rotation woody crops	-	-
Other crops and hay	21	(D)
Poultry and eggs	20	10
Cattle and calves	7	(D)
Milk and other dairy products from cows	6	(D)
Hogs and pigs	8	15
Sheep, goats, and their products	23	(D)
Horses, ponies, mules, burros, and donkeys	11	(D)
Aquaculture	-	-
Other animals and other animal products	7	64
TOP CROP ITEMS (acres)		
Forage - land used for all hay and haylage, grass silage, and greenchop	17	620
Apples	10	28
Vegetables harvested for sale	16	26
Land in berries	12	21
Corn for silage or greenchop	1	(D)
TOP LIVESTOCK INVENTORY ITEMS (number)		
Layers	23	371
Sheep and lambs	20	268
Broilers and other meat-type chickens	6	256
Cattle and calves	20	218
Horses and ponies	38	214

Operator Characteristics

Item	Quantity
Primary occupation:	
Farming	57
Other	45
Days worked off farm:	
None	17
Any	85
Years on present farm:	
2 years or less	8
3 to 4 years	26
5 to 9 years	17
10 years or more	51
Age group:	
Under 45 years	29
45 to 64 years	62
65 years and over	11
Average age of principal operator (years)	50.0

Economic Characteristics

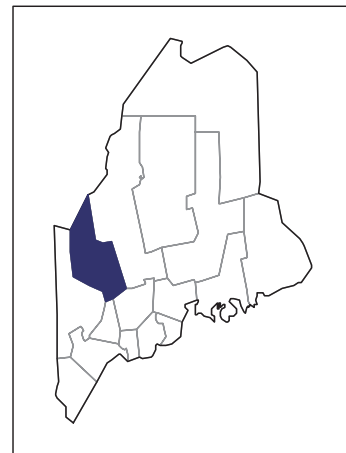
Item	Quantity
Farms by value of sales:	
Less than \$1,000	43
\$1,000 to \$2,499	21
\$2,500 to \$4,999	7
\$5,000 to \$9,999	16
\$10,000 to \$49,999	14
\$50,000 to \$99,999	1
\$100,000 to \$249,999	-
\$250,000 to \$499,999	-
\$500,000 or more	-
Total farm production expenses (\$1,000)	1,393
Average per farm (\$)	13,660
Net cash farm income of operation (\$1,000)	-575
Average per farm (\$)	-5,632
Value of agricultural products sold directly to individuals for human consumption (\$1,000)	123
Total organic product sales (\$1,000)	69
Total income from farm-related sources, gross before taxes and expenses (\$1,000)	157

See "Census of Agriculture, Volume 1, Geographic Area Series" for complete footnotes, explanations, definitions, and methodology.
(D) Cannot be disclosed. (Z) Less than half of the unit shown.

2007 CENSUS *OF* AGRICULTURE

Franklin County – Maine

Farms with Spanish, Hispanic, or Latino Operators Compared with All Farms



Data are not available at this geographic level for farms with Spanish, Hispanic, or Latino operators.



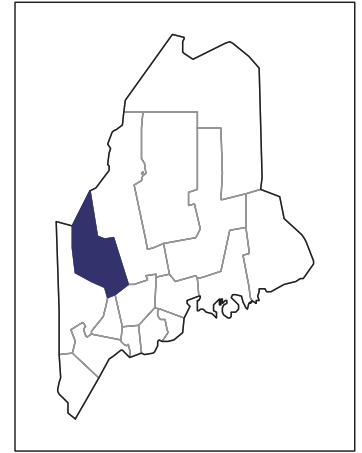
United States Department of Agriculture
National Agricultural Statistics Service

www.agcensus.usda.gov

2007 CENSUS OF AGRICULTURE

Franklin County – Maine

Farms with American Indian or Alaska Native Operators Compared with All Farms



Data are not available at this geographic level for farms with American Indian or Alaska Native operators.



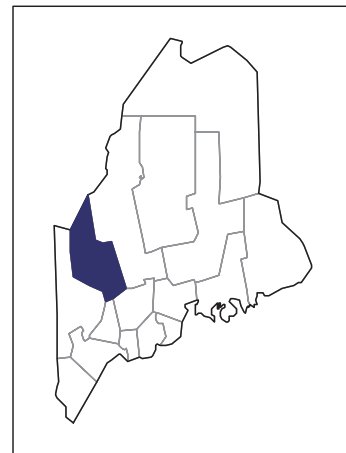
United States Department of Agriculture
National Agricultural Statistics Service

www.agcensus.usda.gov

2007 CENSUS *OF* AGRICULTURE

Franklin County – Maine

Farms with Asian Operators Compared with All Farms



Data are not available at this geographic level for farms with Asian operators.



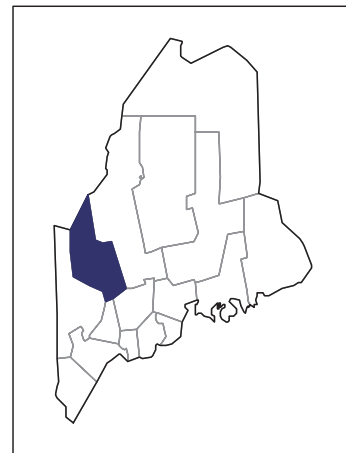
United States Department of Agriculture
National Agricultural Statistics Service

www.agcensus.usda.gov

2007 CENSUS *OF* AGRICULTURE

Franklin County – Maine

Farms with Black or African American Operators Compared with All Farms



Data are not available at this geographic level for farms with Black or African American operators.



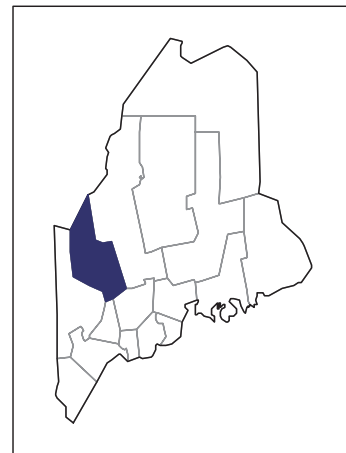
United States Department of Agriculture
National Agricultural Statistics Service

www.agcensus.usda.gov

2007 CENSUS OF AGRICULTURE

Franklin County – Maine

Farms with Native Hawaiian or Other Pacific Islander Operators Compared with All Farms



Data are not available at this geographic level for farms with Native Hawaiian or Other Pacific Islander operators.



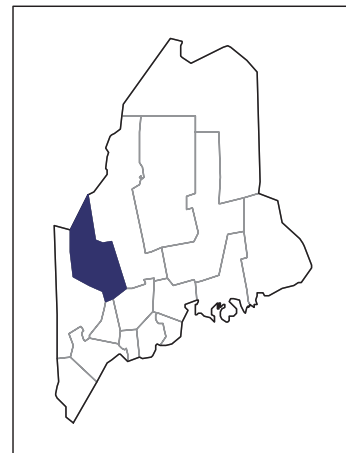
United States Department of Agriculture
National Agricultural Statistics Service

www.agcensus.usda.gov

2007 CENSUS *OF* AGRICULTURE

Franklin County – Maine

Farms with White Operators Compared with All Farms



Data are not available at this geographic level for farms with White operators.



United States Department of Agriculture
National Agricultural Statistics Service

www.agcensus.usda.gov

