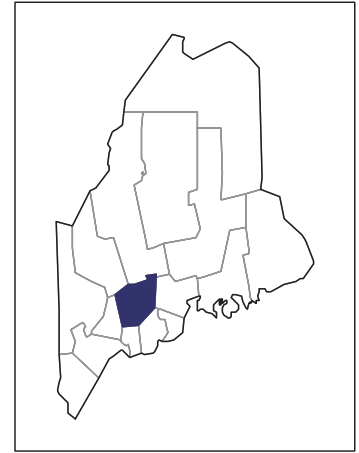


# 2007 CENSUS OF AGRICULTURE



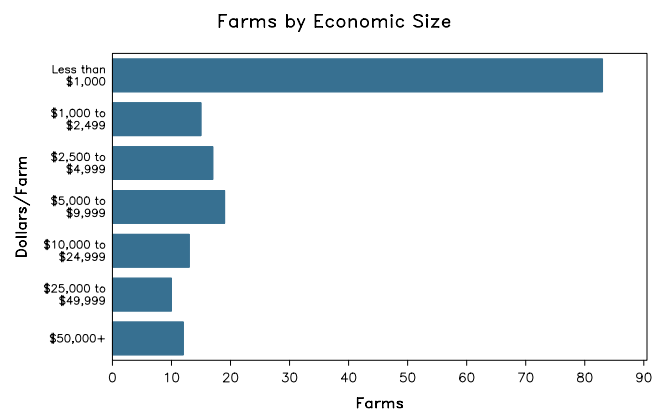
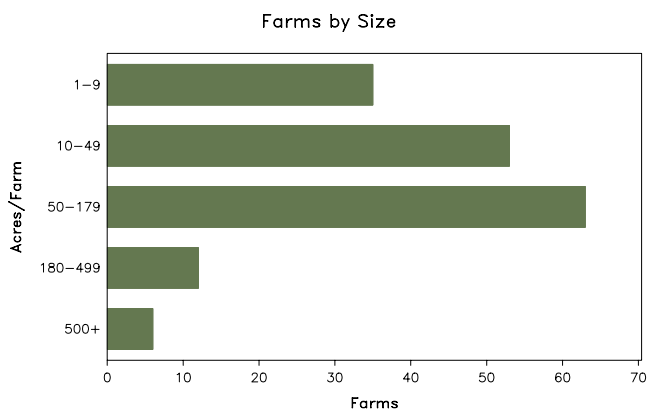
## Kennebec County – Maine

### Farms with Women Principal Operators Compared with All Farms

	Women Principal Operators	All Farms
<b>Number of Farms</b>	169	649
<b>Land in Farms</b>	14,587 acres	82,457 acres
<b>Average Size of Farm</b>	86 acres	127 acres
<b>Market Value of Products Sold</b>	\$4,277,000	\$63,521,000
Crop Sales	\$855,000	\$8,456,000
Livestock Sales	\$3,422,000	\$55,065,000
Average Per Farm	\$25,305	\$97,875
<b>Government Payments</b>	\$149,000	\$1,520,000
Average Per Farm Receiving Payments	\$21,268	\$21,105

See footnotes on reverse page.

### Farms with Women Principal Operators



# 2007 CENSUS OF AGRICULTURE

## Kennebec County – Maine Farms with Women Principal Operators

### Selected Highlights

Item	Farms	Quantity
<b>MARKET VALUE OF AGRICULTURAL PRODUCTS SOLD (\$1,000)</b>		
Total value of agricultural products sold	169	4,277
Value of crops including nursery and greenhouse	68	855
Value of livestock, poultry, and their products	77	3,422
<b>VALUE OF SALES BY COMMODITY GROUP (\$1,000)</b>		
Grains, oilseeds, dry beans, and dry peas	2	(D)
Tobacco	-	-
Cotton and cottonseed	-	-
Vegetables, melons, potatoes and sweet potatoes	19	(D)
Fruits, tree nuts, and berries	21	52
Nursery, greenhouse, floriculture, and sod	15	462
Cut Christmas trees and short rotation woody crops	4	(D)
Other crops and hay	28	234
Poultry and eggs	31	23
Cattle and calves	32	363
Milk and other dairy products from cows	14	2,851
Hogs and pigs	21	22
Sheep, goats, and their products	17	25
Horses, ponies, mules, burros, and donkeys	14	117
Aquaculture	-	-
Other animals and other animal products	13	21
<b>TOP CROP ITEMS (acres)</b>		
Forage - land used for all hay and haylage, grass silage, and greenchop	59	4,328
Corn for silage or greenchop	4	604
Land in berries	18	130
Cut Christmas trees	4	90
Vegetables harvested for sale	17	27
<b>TOP LIVESTOCK INVENTORY ITEMS (number)</b>		
Cattle and calves	51	1,909
Broilers and other meat-type chickens	15	894
Layers	45	819
Horses and ponies	92	727
Turkeys	8	237

### Operator Characteristics

Item	Quantity
Primary occupation:	
Farming	78
Other	91
Days worked off farm:	
None	41
Any	128
Years on present farm:	
2 years or less	9
3 to 4 years	21
5 to 9 years	38
10 years or more	101
Age group:	
Under 45 years	38
45 to 64 years	104
65 years and over	27
Average age of principal operator (years)	52.1

### Economic Characteristics

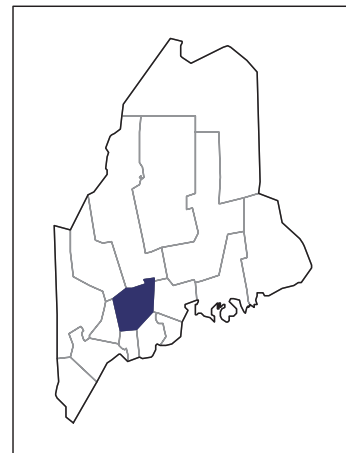
Item	Quantity
Farms by value of sales:	
Less than \$1,000	83
\$1,000 to \$2,499	15
\$2,500 to \$4,999	17
\$5,000 to \$9,999	19
\$10,000 to \$49,999	23
\$50,000 to \$99,999	2
\$100,000 to \$249,999	5
\$250,000 to \$499,999	4
\$500,000 or more	1
Total farm production expenses (\$1,000)	4,530
Average per farm (\$)	26,802
Net cash farm income of operation (\$1,000)	154
Average per farm (\$)	911
Value of agricultural products sold directly to individuals for human consumption (\$1,000)	96
Total organic product sales (\$1,000)	57
Total income from farm-related sources, gross before taxes and expenses (\$1,000)	258

See "Census of Agriculture, Volume 1, Geographic Area Series" for complete footnotes, explanations, definitions, and methodology.  
(D) Cannot be disclosed. (Z) Less than half of the unit shown.

# 2007 CENSUS OF AGRICULTURE

## Kennebec County – Maine

### Farms with Spanish, Hispanic, or Latino Operators Compared with All Farms



Data are not available at this geographic level for farms with Spanish, Hispanic, or Latino operators.



United States Department of Agriculture  
National Agricultural Statistics Service

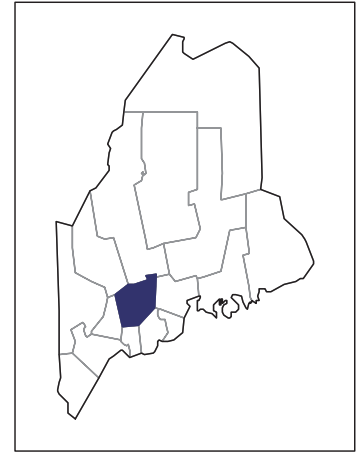
[www.agcensus.usda.gov](http://www.agcensus.usda.gov)



# 2007 CENSUS OF AGRICULTURE

## Kennebec County – Maine

### Farms with American Indian or Alaska Native Operators Compared with All Farms



Data are not available at this geographic level for farms with American Indian or Alaska Native operators.



United States Department of Agriculture  
National Agricultural Statistics Service

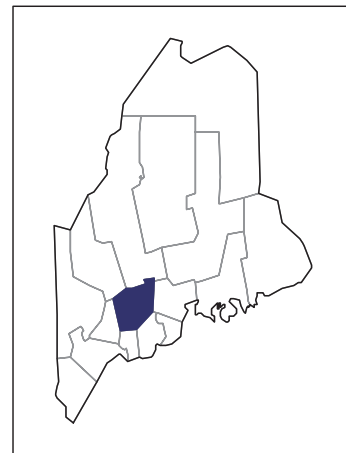
[www.agcensus.usda.gov](http://www.agcensus.usda.gov)



# 2007 CENSUS OF AGRICULTURE

**Kennebec County – Maine**

**Farms with Asian Operators  
Compared with All Farms**



**Data are not available at this geographic level for farms with Asian operators.**



United States Department of Agriculture  
National Agricultural Statistics Service

[www.agcensus.usda.gov](http://www.agcensus.usda.gov)

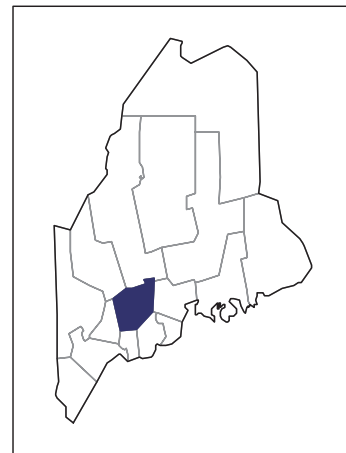




# 2007 CENSUS *OF* AGRICULTURE

## Kennebec County – Maine

### Farms with Black or African American Operators Compared with All Farms



Data are not available at this geographic level for farms with Black or African American operators.



United States Department of Agriculture  
National Agricultural Statistics Service

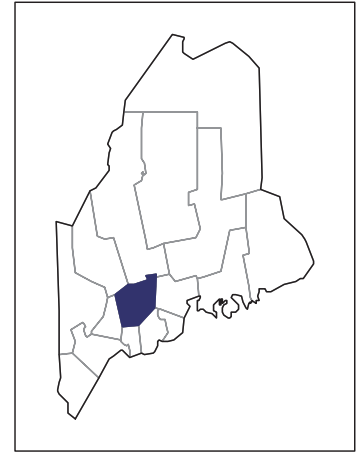
[www.agcensus.usda.gov](http://www.agcensus.usda.gov)



# 2007 CENSUS *OF* AGRICULTURE

## Kennebec County – Maine

### Farms with Native Hawaiian or Other Pacific Islander Operators Compared with All Farms



Data are not available at this geographic level for farms with Native Hawaiian or Other Pacific Islander operators.



United States Department of Agriculture  
National Agricultural Statistics Service

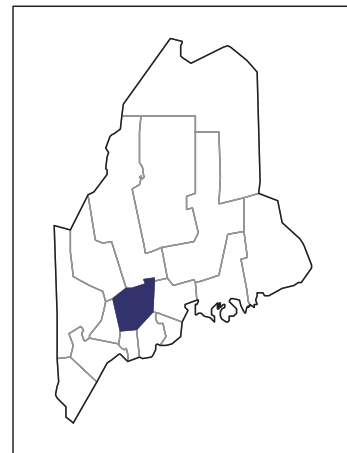
[www.agcensus.usda.gov](http://www.agcensus.usda.gov)



# 2007 CENSUS OF AGRICULTURE

**Kennebec County – Maine**

**Farms with White Operators  
Compared with All Farms**



**Data are not available at this geographic level for farms with White operators.**



United States Department of Agriculture  
National Agricultural Statistics Service

[www.agcensus.usda.gov](http://www.agcensus.usda.gov)

