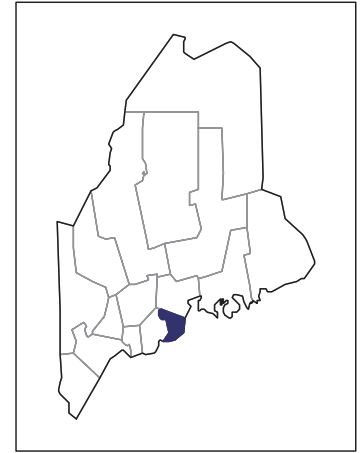


# 2007 CENSUS OF AGRICULTURE



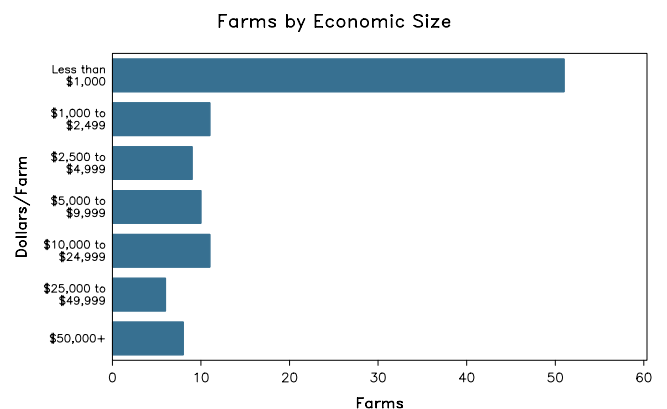
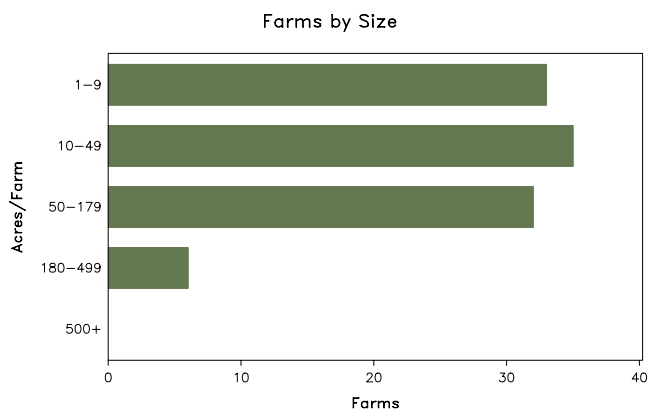
## Knox County – Maine

### Farms with Women Principal Operators Compared with All Farms

	Women Principal Operators	All Farms
<b>Number of Farms</b>	106	304
<b>Land in Farms</b>	5,006 acres	30,100 acres
<b>Average Size of Farm</b>	47 acres	99 acres
<b>Market Value of Products Sold</b>	(D)	(D)
Crop Sales	\$1,207,000	\$6,175,000
Livestock Sales	(D)	(D)
Average Per Farm	(D)	(D)
<b>Government Payments</b>	\$27,000	\$58,000
Average Per Farm Receiving Payments	\$3,853	\$3,879

See footnotes on reverse page.

### Farms with Women Principal Operators



# 2007 CENSUS OF AGRICULTURE

## Knox County – Maine Farms with Women Principal Operators

### Selected Highlights

Item	Farms	Quantity
<b>MARKET VALUE OF AGRICULTURAL PRODUCTS SOLD (\$1,000)</b>		
Total value of agricultural products sold	106	(D)
Value of crops including nursery and greenhouse	45	1,207
Value of livestock, poultry, and their products	48	(D)
<b>VALUE OF SALES BY COMMODITY GROUP (\$1,000)</b>		
Grains, oilseeds, dry beans, and dry peas	-	-
Tobacco	-	-
Cotton and cottonseed	-	-
Vegetables, melons, potatoes and sweet potatoes	7	53
Fruits, tree nuts, and berries	13	265
Nursery, greenhouse, floriculture, and sod	12	860
Cut Christmas trees and short rotation woody crops	-	-
Other crops and hay	17	29
Poultry and eggs	19	(D)
Cattle and calves	6	(D)
Milk and other dairy products from cows	-	-
Hogs and pigs	4	2
Sheep, goats, and their products	24	(D)
Horses, ponies, mules, burros, and donkeys	8	(D)
Aquaculture	-	-
Other animals and other animal products	4	-
<b>TOP CROP ITEMS (acres)</b>		
Forage - land used for all hay and haylage, grass silage, and greenchop	30	580
Land in berries	11	240
Apples	9	13
Vegetables harvested for sale	7	12
Floriculture crops, total	7	6
<b>TOP LIVESTOCK INVENTORY ITEMS (number)</b>		
Layers	33	509
Sheep and lambs	19	388
Horses and ponies	36	350
Broilers and other meat-type chickens	5	262
Goats, all	19	242

### Operator Characteristics

Item	Quantity
Primary occupation:	
Farming	56
Other	50
Days worked off farm:	
None	27
Any	79
Years on present farm:	
2 years or less	-
3 to 4 years	9
5 to 9 years	21
10 years or more	76
Age group:	
Under 45 years	11
45 to 64 years	66
65 years and over	29
Average age of principal operator (years)	57.4

### Economic Characteristics

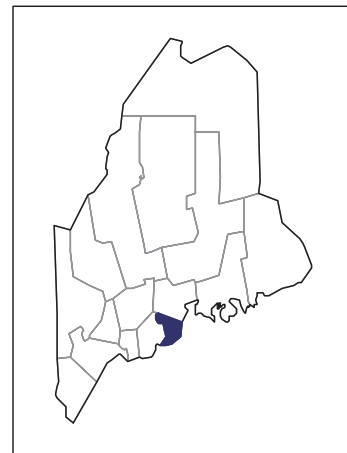
Item	Quantity
Farms by value of sales:	
Less than \$1,000	51
\$1,000 to \$2,499	11
\$2,500 to \$4,999	10
\$5,000 to \$9,999	11
\$10,000 to \$49,999	15
\$50,000 to \$99,999	5
\$100,000 to \$249,999	2
\$250,000 to \$499,999	1
\$500,000 or more	-
Total farm production expenses (\$1,000)	2,381
Average per farm (\$)	22,466
Net cash farm income of operation (\$1,000)	-738
Average per farm (\$)	-6,966
Value of agricultural products sold directly to individuals for human consumption (\$1,000)	212
Total organic product sales (\$1,000)	2
Total income from farm-related sources, gross before taxes and expenses (\$1,000)	97

See "Census of Agriculture, Volume 1, Geographic Area Series" for complete footnotes, explanations, definitions, and methodology.  
(D) Cannot be disclosed. (Z) Less than half of the unit shown.

# 2007 CENSUS OF AGRICULTURE

## Knox County – Maine

### Farms with Spanish, Hispanic, or Latino Operators Compared with All Farms



Data are not available at this geographic level for farms with Spanish, Hispanic, or Latino operators.



United States Department of Agriculture  
National Agricultural Statistics Service

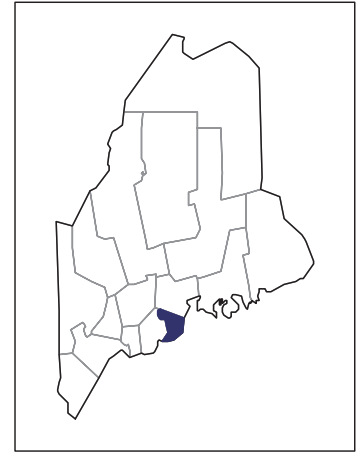
[www.agcensus.usda.gov](http://www.agcensus.usda.gov)



# 2007 CENSUS *OF* **AGRICULTURE**

## **Knox County – Maine**

### **Farms with American Indian or Alaska Native Operators Compared with All Farms**



**Data are not available at this geographic level for farms with American Indian or Alaska Native operators.**



United States Department of Agriculture  
National Agricultural Statistics Service

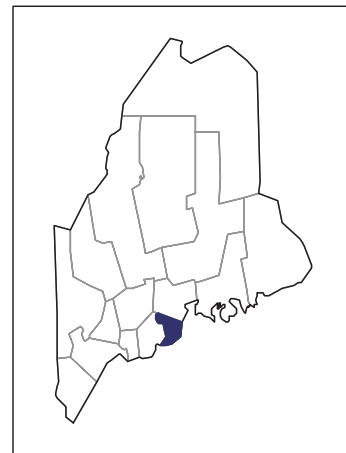
[www.agcensus.usda.gov](http://www.agcensus.usda.gov)



# 2007 CENSUS OF AGRICULTURE

**Knox County – Maine**

**Farms with Asian Operators  
Compared with All Farms**



**Data are not available at this geographic level for farms with Asian operators.**



United States Department of Agriculture  
National Agricultural Statistics Service

[www.agcensus.usda.gov](http://www.agcensus.usda.gov)

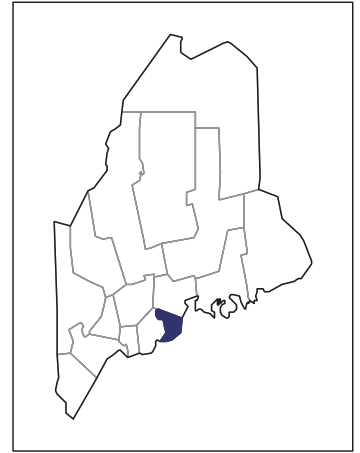




# 2007 CENSUS OF AGRICULTURE

**Knox County – Maine**

**Farms with Black or African American Operators Compared with All Farms**



Data are not available at this geographic level for farms with Black or African American operators.



United States Department of Agriculture  
National Agricultural Statistics Service

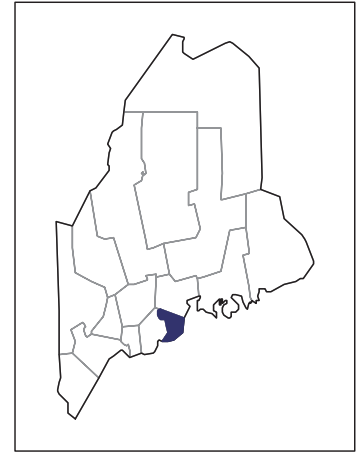
[www.agcensus.usda.gov](http://www.agcensus.usda.gov)



# 2007 CENSUS OF AGRICULTURE

## Knox County – Maine

### Farms with Native Hawaiian or Other Pacific Islander Operators Compared with All Farms



Data are not available at this geographic level for farms with Native Hawaiian or Other Pacific Islander operators.



United States Department of Agriculture  
National Agricultural Statistics Service

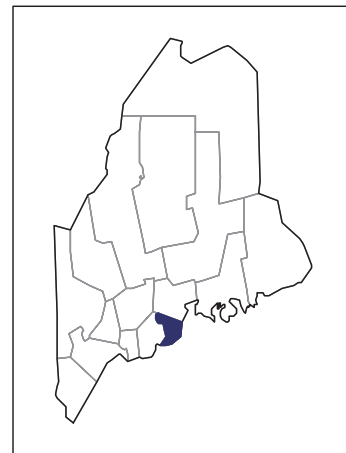
[www.agcensus.usda.gov](http://www.agcensus.usda.gov)



# 2007 CENSUS OF AGRICULTURE

**Knox County – Maine**

**Farms with White Operators  
Compared with All Farms**



**Data are not available at this geographic level for farms with White operators.**



United States Department of Agriculture  
National Agricultural Statistics Service

[www.agcensus.usda.gov](http://www.agcensus.usda.gov)

