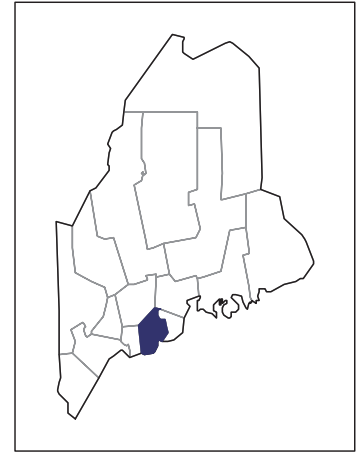


# 2007 CENSUS OF AGRICULTURE



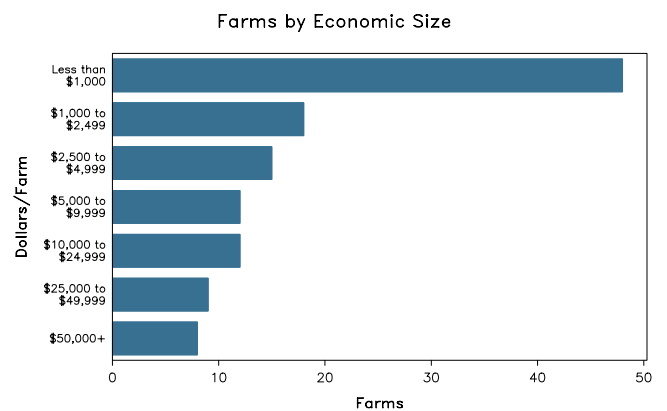
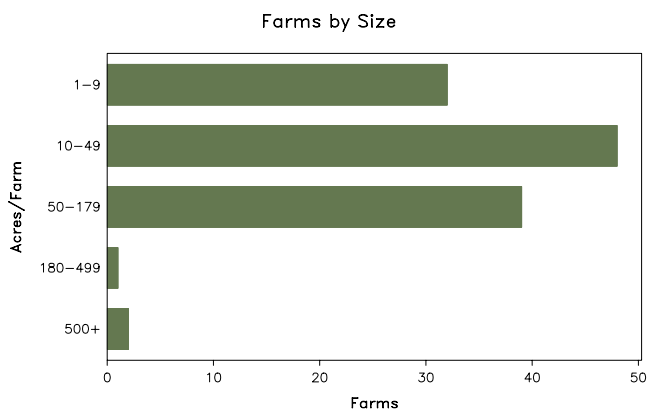
## Lincoln County – Maine

### Farms with Women Principal Operators Compared with All Farms

	Women Principal Operators	All Farms
<b>Number of Farms</b>	122	363
<b>Land in Farms</b>	8,019 acres	29,999 acres
<b>Average Size of Farm</b>	66 acres	83 acres
<b>Market Value of Products Sold</b>	(D)	(D)
Crop Sales	\$1,031,000	\$5,854,000
Livestock Sales	(D)	(D)
Average Per Farm	(D)	(D)
<b>Government Payments</b>	(D)	\$172,000
Average Per Farm Receiving Payments	(D)	\$6,898

See footnotes on reverse page.

### Farms with Women Principal Operators



# 2007 CENSUS OF AGRICULTURE

## Lincoln County – Maine Farms with Women Principal Operators

### Selected Highlights

Item	Farms	Quantity
<b>MARKET VALUE OF AGRICULTURAL PRODUCTS SOLD (\$1,000)</b>		
Total value of agricultural products sold	122	(D)
Value of crops including nursery and greenhouse	56	1,031
Value of livestock, poultry, and their products	60	(D)
<b>VALUE OF SALES BY COMMODITY GROUP (\$1,000)</b>		
Grains, oilseeds, dry beans, and dry peas	-	-
Tobacco	-	-
Cotton and cottonseed	-	-
Vegetables, melons, potatoes and sweet potatoes	17	621
Fruits, tree nuts, and berries	16	298
Nursery, greenhouse, floriculture, and sod	11	(D)
Cut Christmas trees and short rotation woody crops	2	(D)
Other crops and hay	20	(D)
Poultry and eggs	22	(D)
Cattle and calves	7	11
Milk and other dairy products from cows	-	-
Hogs and pigs	8	10
Sheep, goats, and their products	14	(D)
Horses, ponies, mules, burros, and donkeys	17	219
Aquaculture	1	(D)
Other animals and other animal products	2	(D)
<b>TOP CROP ITEMS (acres)</b>		
Forage - land used for all hay and haylage, grass silage, and greenchop	26	1,066
Land in berries	22	206
Vegetables harvested for sale	17	(D)
Cut Christmas trees	5	58
Sweet corn	4	(D)
<b>TOP LIVESTOCK INVENTORY ITEMS (number)</b>		
Broilers and other meat-type chickens	8	725
Layers	29	572
Horses and ponies	37	245
Sheep and lambs	13	130
Goats, all	18	124

### Operator Characteristics

Item	Quantity
Primary occupation:	
Farming	48
Other	74
Days worked off farm:	
None	33
Any	89
Years on present farm:	
2 years or less	4
3 to 4 years	10
5 to 9 years	28
10 years or more	80
Age group:	
Under 45 years	31
45 to 64 years	62
65 years and over	29
Average age of principal operator (years)	55.9

### Economic Characteristics

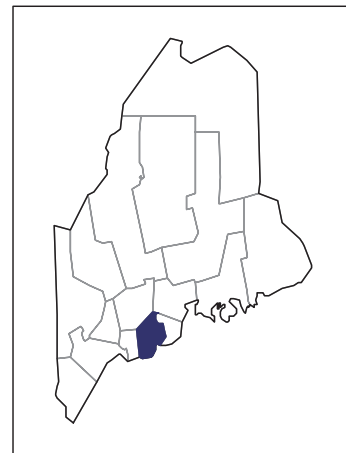
Item	Quantity
Farms by value of sales:	
Less than \$1,000	48
\$1,000 to \$2,499	18
\$2,500 to \$4,999	15
\$5,000 to \$9,999	13
\$10,000 to \$49,999	20
\$50,000 to \$99,999	4
\$100,000 to \$249,999	3
\$250,000 to \$499,999	1
\$500,000 or more	-
Total farm production expenses (\$1,000)	2,421
Average per farm (\$)	19,847
Net cash farm income of operation (\$1,000)	-495
Average per farm (\$)	-4,057
Value of agricultural products sold directly to individuals for human consumption (\$1,000)	335
Total organic product sales (\$1,000)	181
Total income from farm-related sources, gross before taxes and expenses (\$1,000)	302

See "Census of Agriculture, Volume 1, Geographic Area Series" for complete footnotes, explanations, definitions, and methodology.  
(D) Cannot be disclosed. (Z) Less than half of the unit shown.

# 2007 CENSUS OF AGRICULTURE

## Lincoln County – Maine

### Farms with Spanish, Hispanic, or Latino Operators Compared with All Farms



Data are not available at this geographic level for farms with Spanish, Hispanic, or Latino operators.



United States Department of Agriculture  
National Agricultural Statistics Service

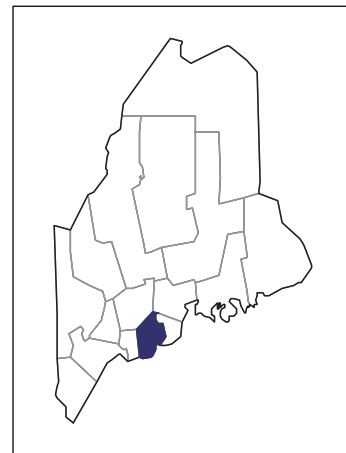
[www.agcensus.usda.gov](http://www.agcensus.usda.gov)



# 2007 CENSUS OF AGRICULTURE

## Lincoln County – Maine

### Farms with American Indian or Alaska Native Operators Compared with All Farms



Data are not available at this geographic level for farms with American Indian or Alaska Native operators.



United States Department of Agriculture  
National Agricultural Statistics Service

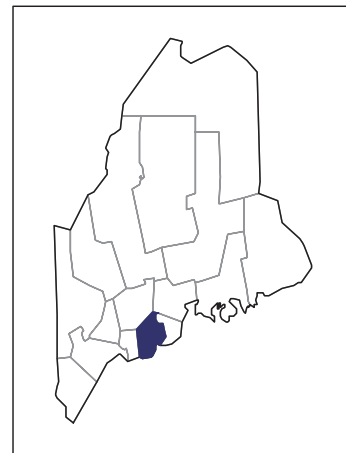
[www.agcensus.usda.gov](http://www.agcensus.usda.gov)



# 2007 CENSUS OF AGRICULTURE

**Lincoln County – Maine**

**Farms with Asian Operators  
Compared with All Farms**



**Data are not available at this geographic level for farms with Asian operators.**



United States Department of Agriculture  
National Agricultural Statistics Service

[www.agcensus.usda.gov](http://www.agcensus.usda.gov)

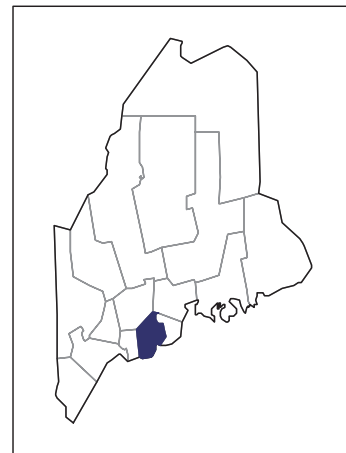




# 2007 CENSUS *OF* **AGRICULTURE**

**Lincoln County – Maine**

**Farms with Black or African American  
Operators Compared with All Farms**



**Data are not available at this geographic level for farms with Black or African American operators.**



United States Department of Agriculture  
National Agricultural Statistics Service

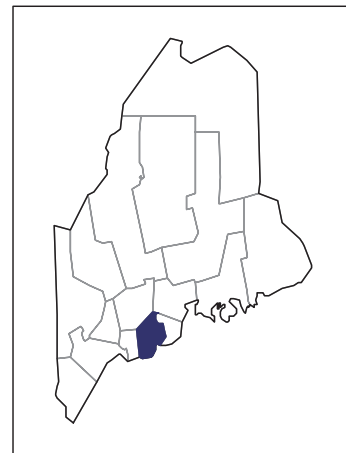
[www.agcensus.usda.gov](http://www.agcensus.usda.gov)



# 2007 CENSUS OF AGRICULTURE

## Lincoln County – Maine

### Farms with Native Hawaiian or Other Pacific Islander Operators Compared with All Farms



Data are not available at this geographic level for farms with Native Hawaiian or Other Pacific Islander operators.



United States Department of Agriculture  
National Agricultural Statistics Service

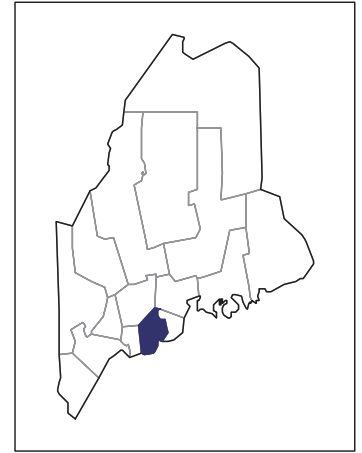
[www.agcensus.usda.gov](http://www.agcensus.usda.gov)



# 2007 CENSUS OF AGRICULTURE

**Lincoln County – Maine**

**Farms with White Operators  
Compared with All Farms**



**Data are not available at this geographic level for farms with White operators.**



United States Department of Agriculture  
National Agricultural Statistics Service

[www.agcensus.usda.gov](http://www.agcensus.usda.gov)

