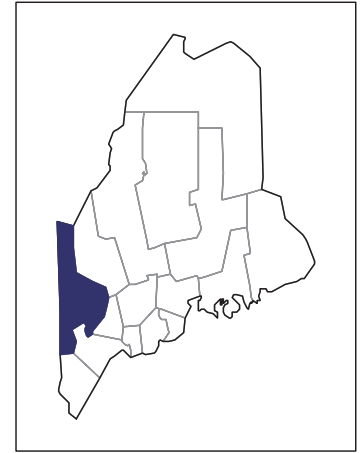


# 2007 CENSUS OF AGRICULTURE



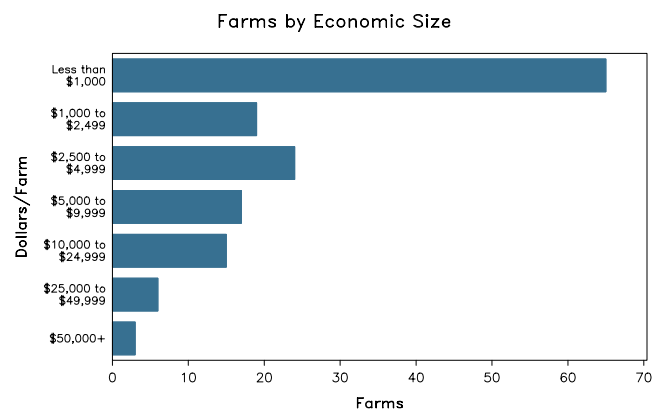
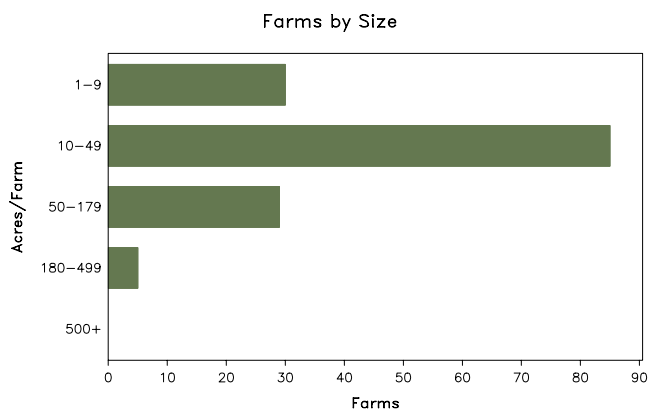
## Oxford County – Maine

### Farms with Women Principal Operators Compared with All Farms

	Women Principal Operators	All Farms
<b>Number of Farms</b>	149	545
<b>Land in Farms</b>	6,846 acres	68,719 acres
<b>Average Size of Farm</b>	46 acres	126 acres
<b>Market Value of Products Sold</b>	(D)	(D)
Crop Sales	(D)	\$12,385,000
Livestock Sales	(D)	(D)
Average Per Farm	(D)	(D)
<b>Government Payments</b>	\$164,000	\$495,000
Average Per Farm Receiving Payments	\$7,452	\$6,875

See footnotes on reverse page.

### Farms with Women Principal Operators



# 2007 CENSUS OF AGRICULTURE

## Oxford County – Maine Farms with Women Principal Operators

### Selected Highlights

Item	Farms	Quantity
<b>MARKET VALUE OF AGRICULTURAL PRODUCTS SOLD (\$1,000)</b>		
Total value of agricultural products sold	149	(D)
Value of crops including nursery and greenhouse	46	(D)
Value of livestock, poultry, and their products	81	(D)
<b>VALUE OF SALES BY COMMODITY GROUP (\$1,000)</b>		
Grains, oilseeds, dry beans, and dry peas	-	-
Tobacco	-	-
Cotton and cottonseed	-	-
Vegetables, melons, potatoes and sweet potatoes	11	65
Fruits, tree nuts, and berries	6	22
Nursery, greenhouse, floriculture, and sod	14	280
Cut Christmas trees and short rotation woody crops	5	7
Other crops and hay	17	(D)
Poultry and eggs	48	33
Cattle and calves	29	63
Milk and other dairy products from cows	1	(D)
Hogs and pigs	14	8
Sheep, goats, and their products	36	(D)
Horses, ponies, mules, burros, and donkeys	8	33
Aquaculture	-	-
Other animals and other animal products	10	(D)
<b>TOP CROP ITEMS (acres)</b>		
Forage - land used for all hay and haylage, grass silage, and greenchop	30	901
Land in berries	12	83
Vegetables harvested for sale	11	30
Cut Christmas trees	5	11
Nursery stock	6	8
<b>TOP LIVESTOCK INVENTORY ITEMS (number)</b>		
Layers	49	1,126
Pullets for laying flock replacement	16	678
Broilers and other meat-type chickens	9	415
Goats, all	38	368
Horses and ponies	58	331

### Operator Characteristics

Item	Quantity
Primary occupation:	
Farming	65
Other	84
Days worked off farm:	
None	44
Any	105
Years on present farm:	
2 years or less	2
3 to 4 years	31
5 to 9 years	23
10 years or more	93
Age group:	
Under 45 years	29
45 to 64 years	91
65 years and over	29
Average age of principal operator (years)	53.6

### Economic Characteristics

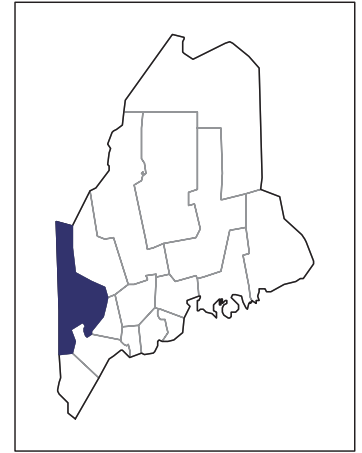
Item	Quantity
Farms by value of sales:	
Less than \$1,000	75
\$1,000 to \$2,499	17
\$2,500 to \$4,999	22
\$5,000 to \$9,999	14
\$10,000 to \$49,999	18
\$50,000 to \$99,999	3
\$100,000 to \$249,999	-
\$250,000 to \$499,999	-
\$500,000 or more	-
Total farm production expenses (\$1,000)	2,132
Average per farm (\$)	14,306
Net cash farm income of operation (\$1,000)	-788
Average per farm (\$)	-5,286
Value of agricultural products sold directly to individuals for human consumption (\$1,000)	102
Total organic product sales (\$1,000)	99
Total income from farm-related sources, gross before taxes and expenses (\$1,000)	417

See "Census of Agriculture, Volume 1, Geographic Area Series" for complete footnotes, explanations, definitions, and methodology.  
(D) Cannot be disclosed. (Z) Less than half of the unit shown.

# 2007 CENSUS OF AGRICULTURE

## Oxford County – Maine

### Farms with Spanish, Hispanic, or Latino Operators Compared with All Farms



Data are not available at this geographic level for farms with Spanish, Hispanic, or Latino operators.



United States Department of Agriculture  
National Agricultural Statistics Service

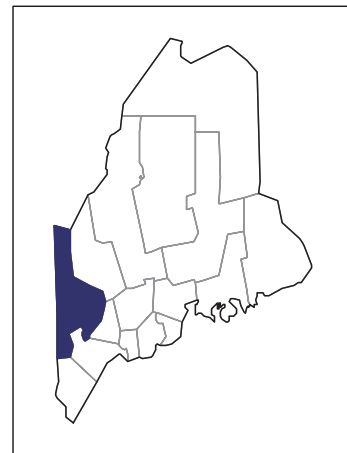
[www.agcensus.usda.gov](http://www.agcensus.usda.gov)



# 2007 CENSUS *OF* AGRICULTURE

## Oxford County – Maine

### Farms with American Indian or Alaska Native Operators Compared with All Farms



Data are not available at this geographic level for farms with American Indian or Alaska Native operators.



United States Department of Agriculture  
National Agricultural Statistics Service

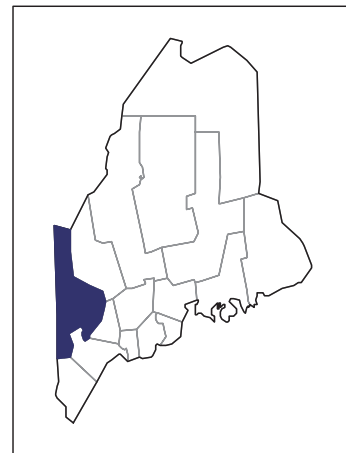
[www.agcensus.usda.gov](http://www.agcensus.usda.gov)



# 2007 CENSUS *OF* **AGRICULTURE**

**Oxford County – Maine**

**Farms with Asian Operators  
Compared with All Farms**



**Data are not available at this geographic level for farms with Asian operators.**



United States Department of Agriculture  
National Agricultural Statistics Service

[www.agcensus.usda.gov](http://www.agcensus.usda.gov)

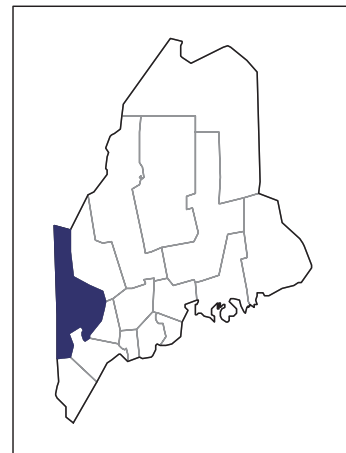




# 2007 CENSUS *OF* AGRICULTURE

**Oxford County – Maine**

**Farms with Black or African American  
Operators Compared with All Farms**



**Data are not available at this geographic level for farms with Black or African American operators.**



United States Department of Agriculture  
National Agricultural Statistics Service

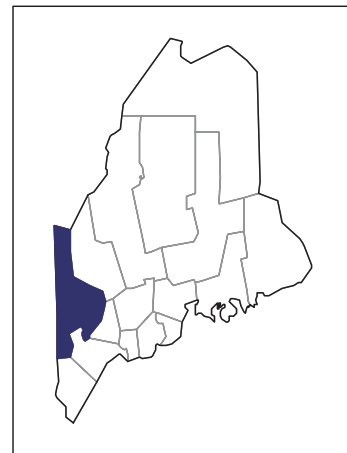
[www.agcensus.usda.gov](http://www.agcensus.usda.gov)



# 2007 CENSUS *OF* AGRICULTURE

## Oxford County – Maine

### Farms with Native Hawaiian or Other Pacific Islander Operators Compared with All Farms



Data are not available at this geographic level for farms with Native Hawaiian or Other Pacific Islander operators.



United States Department of Agriculture  
National Agricultural Statistics Service

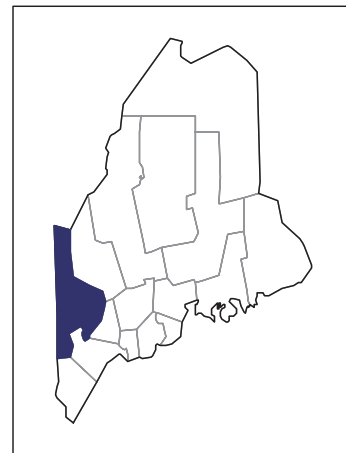
[www.agcensus.usda.gov](http://www.agcensus.usda.gov)



# 2007 CENSUS OF AGRICULTURE

Oxford County – Maine

Farms with White Operators  
Compared with All Farms



Data are not available at this geographic level for farms with White operators.



United States Department of Agriculture  
National Agricultural Statistics Service

[www.agcensus.usda.gov](http://www.agcensus.usda.gov)

