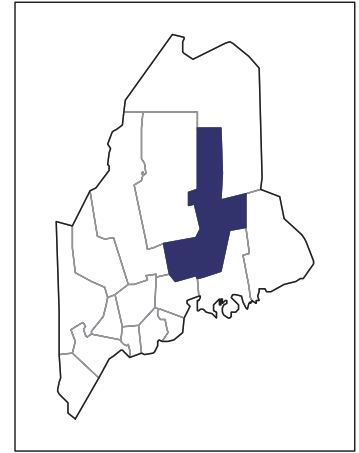


2007 CENSUS OF AGRICULTURE



Penobscot County – Maine

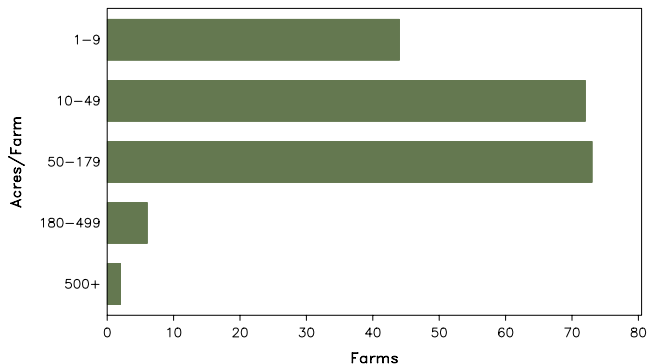
Farms with Women Principal Operators Compared with All Farms

	Women Principal Operators	All Farms
Number of Farms	197	706
Land in Farms	12,508 acres	114,607 acres
Average Size of Farm	63 acres	162 acres
Market Value of Products Sold	\$1,099,000	\$42,523,000
Crop Sales	\$799,000	\$12,841,000
Livestock Sales	\$300,000	\$29,683,000
Average Per Farm	\$5,581	\$60,231
Government Payments	\$17,000	\$889,000
Average Per Farm Receiving Payments	\$4,352	\$10,971

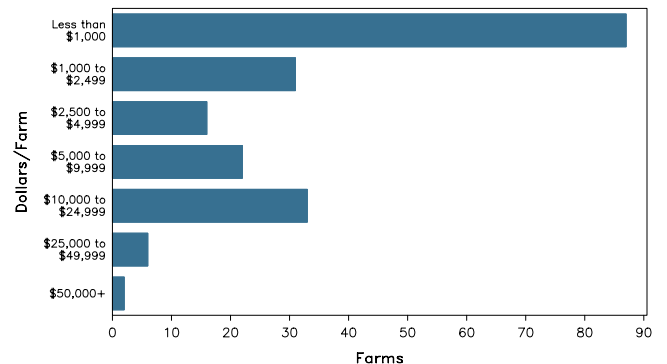
See footnotes on reverse page.

Farms with Women Principal Operators

Farms by Size



Farms by Economic Size



2007 CENSUS OF AGRICULTURE

Penobscot County – Maine Farms with Women Principal Operators

Selected Highlights

Item	Farms	Quantity
MARKET VALUE OF AGRICULTURAL PRODUCTS SOLD (\$1,000)		
Total value of agricultural products sold	197	1,099
Value of crops including nursery and greenhouse	96	799
Value of livestock, poultry, and their products	88	300
VALUE OF SALES BY COMMODITY GROUP (\$1,000)		
Grains, oilseeds, dry beans, and dry peas	1	(D)
Tobacco	-	-
Cotton and cottonseed	-	-
Vegetables, melons, potatoes and sweet potatoes	14	(D)
Fruits, tree nuts, and berries	21	201
Nursery, greenhouse, floriculture, and sod	24	394
Cut Christmas trees and short rotation woody crops	2	(D)
Other crops and hay	59	105
Poultry and eggs	49	26
Cattle and calves	18	(D)
Milk and other dairy products from cows	4	19
Hogs and pigs	17	6
Sheep, goats, and their products	31	61
Horses, ponies, mules, burros, and donkeys	23	157
Aquaculture	-	-
Other animals and other animal products	6	(D)
TOP CROP ITEMS (acres)		
Forage - land used for all hay and haylage, grass silage, and greenchop	76	1,715
Nursery stock	8	(D)
Land in berries	13	85
Apples	6	43
Dry edible beans, excluding limas	1	(D)
TOP LIVESTOCK INVENTORY ITEMS (number)		
Layers	55	1,116
Horses and ponies	102	712
Ducks	19	663
Broilers and other meat-type chickens	11	470
Goats, all	39	388

Operator Characteristics

Item	Quantity
Primary occupation:	
Farming	92
Other	105
Days worked off farm:	
None	76
Any	121
Years on present farm:	
2 years or less	16
3 to 4 years	17
5 to 9 years	67
10 years or more	97
Age group:	
Under 45 years	78
45 to 64 years	105
65 years and over	14
Average age of principal operator (years)	47.9

Economic Characteristics

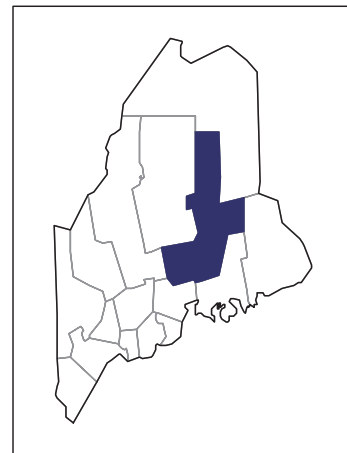
Item	Quantity
Farms by value of sales:	
Less than \$1,000	88
\$1,000 to \$2,499	31
\$2,500 to \$4,999	16
\$5,000 to \$9,999	21
\$10,000 to \$49,999	39
\$50,000 to \$99,999	2
\$100,000 to \$249,999	-
\$250,000 to \$499,999	-
\$500,000 or more	-
Total farm production expenses (\$1,000)	2,781
Average per farm (\$)	14,117
Net cash farm income of operation (\$1,000)	-1,451
Average per farm (\$)	-7,366
Value of agricultural products sold directly to individuals for human consumption (\$1,000)	164
Total organic product sales (\$1,000)	(D)
Total income from farm-related sources, gross before taxes and expenses (\$1,000)	213

See "Census of Agriculture, Volume 1, Geographic Area Series" for complete footnotes, explanations, definitions, and methodology.
(D) Cannot be disclosed. (Z) Less than half of the unit shown.

2007 CENSUS OF AGRICULTURE

Penobscot County – Maine

Farms with Spanish, Hispanic, or Latino Operators Compared with All Farms



Data are not available at this geographic level for farms with Spanish, Hispanic, or Latino operators.



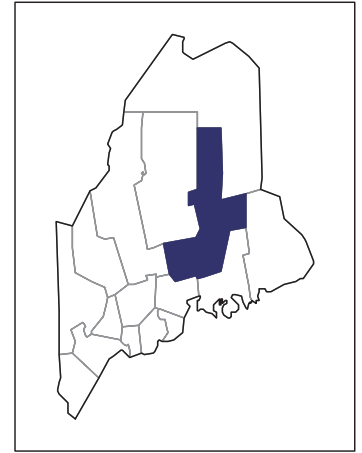
United States Department of Agriculture
National Agricultural Statistics Service

www.agcensus.usda.gov

2007 CENSUS OF AGRICULTURE

Penobscot County – Maine

Farms with American Indian or Alaska Native Operators Compared with All Farms



Data are not available at this geographic level for farms with American Indian or Alaska Native operators.



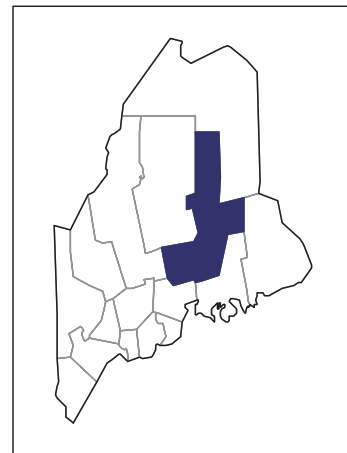
United States Department of Agriculture
National Agricultural Statistics Service

www.agcensus.usda.gov

2007 CENSUS *OF* AGRICULTURE

Penobscot County – Maine

**Farms with Asian Operators
Compared with All Farms**



Data are not available at this geographic level for farms with Asian operators.



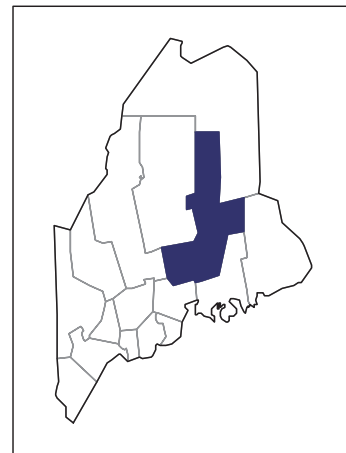
United States Department of Agriculture
National Agricultural Statistics Service

www.agcensus.usda.gov

2007 CENSUS OF AGRICULTURE

Penobscot County – Maine

Farms with Black or African American Operators Compared with All Farms



Data are not available at this geographic level for farms with Black or African American operators.



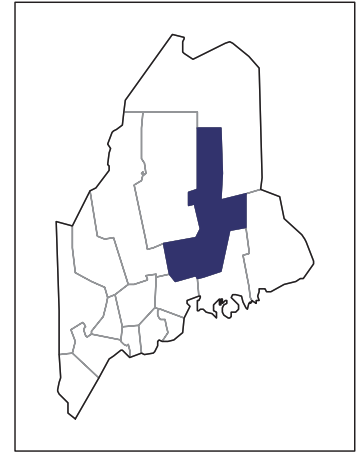
United States Department of Agriculture
National Agricultural Statistics Service

www.agcensus.usda.gov

2007 CENSUS OF AGRICULTURE

Penobscot County – Maine

Farms with Native Hawaiian or Other Pacific Islander Operators Compared with All Farms



Data are not available at this geographic level for farms with Native Hawaiian or Other Pacific Islander operators.



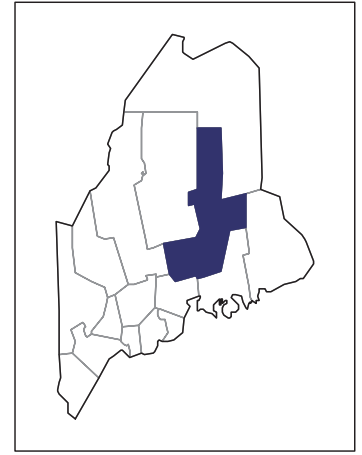
United States Department of Agriculture
National Agricultural Statistics Service

www.agcensus.usda.gov

2007 CENSUS OF AGRICULTURE

Penobscot County – Maine

**Farms with White Operators
Compared with All Farms**



Data are not available at this geographic level for farms with White operators.



United States Department of Agriculture
National Agricultural Statistics Service

www.agcensus.usda.gov

