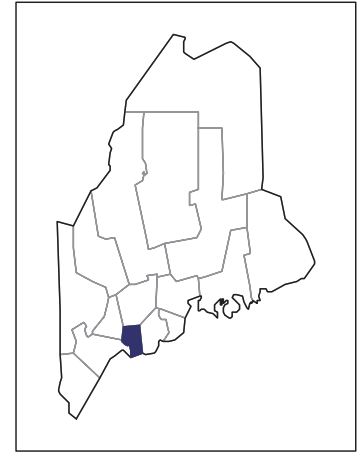


2007 CENSUS OF AGRICULTURE



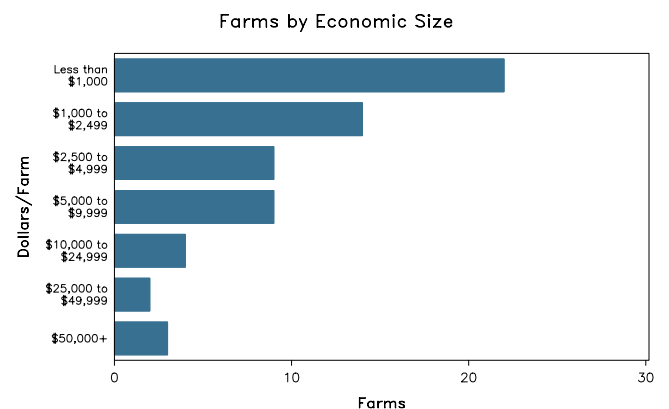
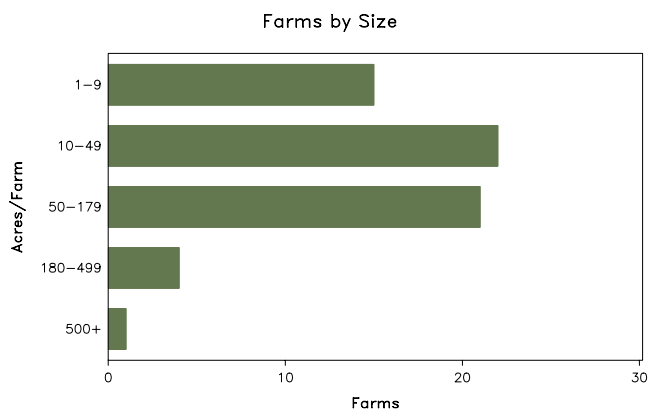
Sagadahoc County – Maine

Farms with Women Principal Operators Compared with All Farms

	Women Principal Operators	All Farms
Number of Farms	63	183
Land in Farms	4,384 acres	18,616 acres
Average Size of Farm	70 acres	102 acres
Market Value of Products Sold	\$682,000	\$2,583,000
Crop Sales	\$183,000	\$1,276,000
Livestock Sales	\$499,000	\$1,307,000
Average Per Farm	\$10,827	\$14,115
Government Payments	(D)	\$171,000
Average Per Farm Receiving Payments	(D)	\$12,179

See footnotes on reverse page.

Farms with Women Principal Operators



2007 CENSUS OF AGRICULTURE

Sagadahoc County – Maine Farms with Women Principal Operators

Selected Highlights

Item	Farms	Quantity
MARKET VALUE OF AGRICULTURAL PRODUCTS SOLD (\$1,000)		
Total value of agricultural products sold	63	682
Value of crops including nursery and greenhouse	30	183
Value of livestock, poultry, and their products	32	499
VALUE OF SALES BY COMMODITY GROUP (\$1,000)		
Grains, oilseeds, dry beans, and dry peas	2	(D)
Tobacco	-	-
Cotton and cottonseed	-	-
Vegetables, melons, potatoes and sweet potatoes	8	(D)
Fruits, tree nuts, and berries	7	20
Nursery, greenhouse, floriculture, and sod	8	(D)
Cut Christmas trees and short rotation woody crops	-	-
Other crops and hay	13	67
Poultry and eggs	15	(D)
Cattle and calves	2	(D)
Milk and other dairy products from cows	2	(D)
Hogs and pigs	2	(D)
Sheep, goats, and their products	10	30
Horses, ponies, mules, burros, and donkeys	6	9
Aquaculture	1	(D)
Other animals and other animal products	10	(D)
TOP CROP ITEMS (acres)		
Forage - land used for all hay and haylage, grass silage, and greenchop	18	844
Corn for silage or greenchop	1	(D)
Apples	6	(D)
Vegetables harvested for sale	8	7
Vegetable transplants	2	(D)
TOP LIVESTOCK INVENTORY ITEMS (number)		
Cattle and calves	6	405
Layers	14	204
Alpacas	4	171
Rabbits and their pelts	4	(D)
Goats, all	12	135

Operator Characteristics

Item	Quantity
Primary occupation:	
Farming	21
Other	42
Days worked off farm:	
None	18
Any	45
Years on present farm:	
2 years or less	2
3 to 4 years	4
5 to 9 years	11
10 years or more	46
Age group:	
Under 45 years	8
45 to 64 years	40
65 years and over	15
Average age of principal operator (years)	55.7

Economic Characteristics

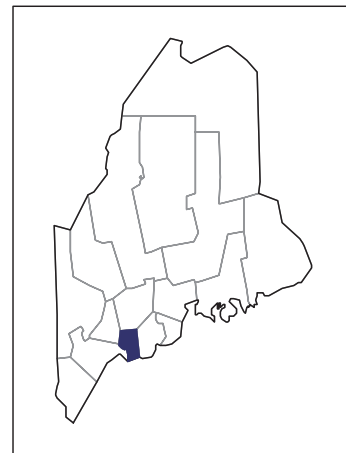
Item	Quantity
Farms by value of sales:	
Less than \$1,000	22
\$1,000 to \$2,499	14
\$2,500 to \$4,999	9
\$5,000 to \$9,999	9
\$10,000 to \$49,999	6
\$50,000 to \$99,999	-
\$100,000 to \$249,999	3
\$250,000 to \$499,999	-
\$500,000 or more	-
Total farm production expenses (\$1,000)	1,625
Average per farm (\$)	25,794
Net cash farm income of operation (\$1,000)	-855
Average per farm (\$)	-13,576
Value of agricultural products sold directly to individuals for human consumption (\$1,000)	20
Total organic product sales (\$1,000)	54
Total income from farm-related sources, gross before taxes and expenses (\$1,000)	(D)

See "Census of Agriculture, Volume 1, Geographic Area Series" for complete footnotes, explanations, definitions, and methodology.
(D) Cannot be disclosed. (Z) Less than half of the unit shown.

2007 CENSUS OF AGRICULTURE

Sagadahoc County – Maine

Farms with Spanish, Hispanic, or Latino Operators Compared with All Farms



Data are not available at this geographic level for farms with Spanish, Hispanic, or Latino operators.



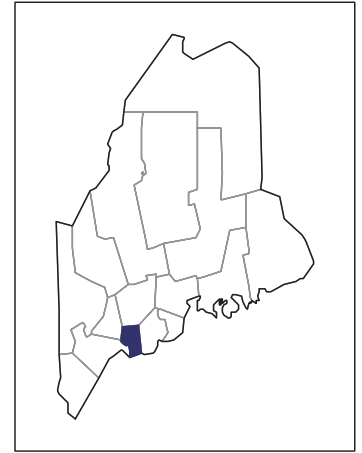
United States Department of Agriculture
National Agricultural Statistics Service

www.agcensus.usda.gov

2007 CENSUS *OF* AGRICULTURE

Sagadahoc County – Maine

Farms with American Indian or Alaska Native Operators Compared with All Farms



Data are not available at this geographic level for farms with American Indian or Alaska Native operators.



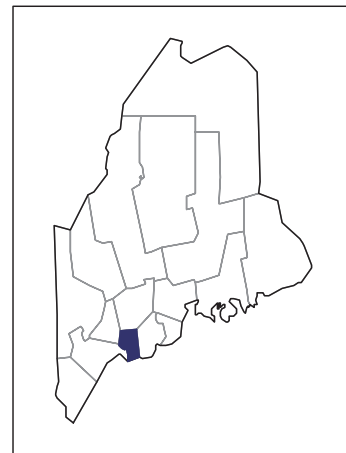
United States Department of Agriculture
National Agricultural Statistics Service

www.agcensus.usda.gov

2007 CENSUS OF AGRICULTURE

Sagadahoc County – Maine

**Farms with Asian Operators
Compared with All Farms**



Data are not available at this geographic level for farms with Asian operators.



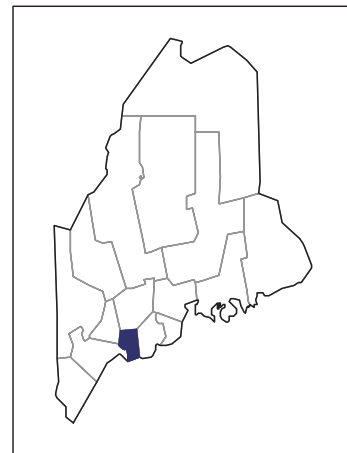
United States Department of Agriculture
National Agricultural Statistics Service

www.agcensus.usda.gov

2007 CENSUS OF AGRICULTURE

Sagadahoc County – Maine

Farms with Black or African American Operators Compared with All Farms



Data are not available at this geographic level for farms with Black or African American operators.



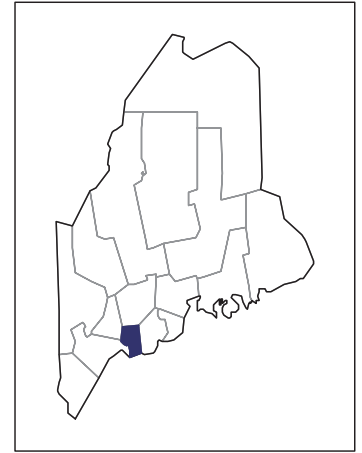
United States Department of Agriculture
National Agricultural Statistics Service

www.agcensus.usda.gov

2007 CENSUS OF AGRICULTURE

Sagadahoc County – Maine

Farms with Native Hawaiian or Other Pacific Islander Operators Compared with All Farms



Data are not available at this geographic level for farms with Native Hawaiian or Other Pacific Islander operators.



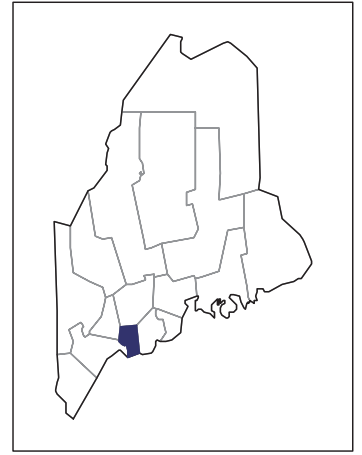
United States Department of Agriculture
National Agricultural Statistics Service

www.agcensus.usda.gov

2007 CENSUS OF AGRICULTURE

Sagadahoc County – Maine

**Farms with White Operators
Compared with All Farms**



Data are not available at this geographic level for farms with White operators.



United States Department of Agriculture
National Agricultural Statistics Service

www.agcensus.usda.gov

