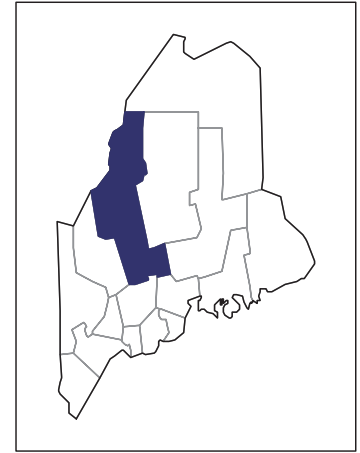


2007 CENSUS OF AGRICULTURE



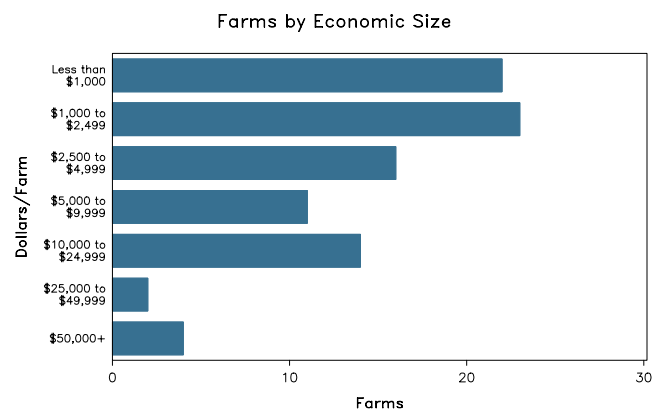
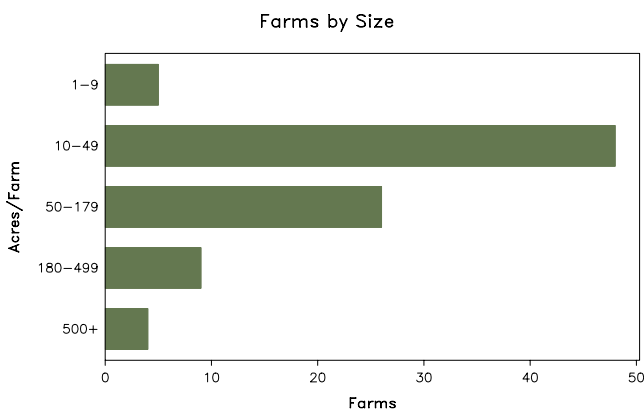
Somerset County – Maine

Farms with Women Principal Operators Compared with All Farms

	Women Principal Operators	All Farms
Number of Farms	92	564
Land in Farms	11,071 acres	111,371 acres
Average Size of Farm	120 acres	197 acres
Market Value of Products Sold	\$2,932,000	\$53,404,000
Crop Sales	\$316,000	(D)
Livestock Sales	\$2,616,000	(D)
Average Per Farm	\$31,867	\$94,687
Government Payments	\$73,000	\$539,000
Average Per Farm Receiving Payments	\$4,554	\$4,772

See footnotes on reverse page.

Farms with Women Principal Operators



2007 CENSUS OF AGRICULTURE

Somerset County – Maine Farms with Women Principal Operators

Selected Highlights

Item	Farms	Quantity
MARKET VALUE OF AGRICULTURAL PRODUCTS SOLD (\$1,000)		
Total value of agricultural products sold	92	2,932
Value of crops including nursery and greenhouse	57	316
Value of livestock, poultry, and their products	53	2,616
VALUE OF SALES BY COMMODITY GROUP (\$1,000)		
Grains, oilseeds, dry beans, and dry peas	-	-
Tobacco	-	-
Cotton and cottonseed	-	-
Vegetables, melons, potatoes and sweet potatoes	11	72
Fruits, tree nuts, and berries	10	42
Nursery, greenhouse, floriculture, and sod	8	70
Cut Christmas trees and short rotation woody crops	3	-
Other crops and hay	36	131
Poultry and eggs	33	(D)
Cattle and calves	20	(D)
Milk and other dairy products from cows	4	(D)
Hogs and pigs	7	30
Sheep, goats, and their products	8	29
Horses, ponies, mules, burros, and donkeys	6	12
Aquaculture	-	-
Other animals and other animal products	5	(D)
TOP CROP ITEMS (acres)		
Forage - land used for all hay and haylage, grass silage, and greenchop	39	1,676
Corn for silage or greenchop	1	(D)
Vegetables harvested for sale	12	21
Cut Christmas trees	4	13
Apples	6	10
TOP LIVESTOCK INVENTORY ITEMS (number)		
Cattle and calves	29	1,440
Pheasants	1	(D)
Layers	32	612
Goats, all	24	262
Horses and ponies	37	247

Operator Characteristics

Item	Quantity
Primary occupation:	
Farming	39
Other	53
Days worked off farm:	
None	29
Any	63
Years on present farm:	
2 years or less	3
3 to 4 years	18
5 to 9 years	22
10 years or more	49
Age group:	
Under 45 years	21
45 to 64 years	61
65 years and over	10
Average age of principal operator (years)	52.3

Economic Characteristics

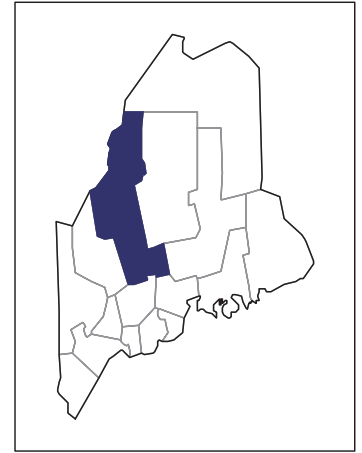
Item	Quantity
Farms by value of sales:	
Less than \$1,000	23
\$1,000 to \$2,499	22
\$2,500 to \$4,999	16
\$5,000 to \$9,999	11
\$10,000 to \$49,999	16
\$50,000 to \$99,999	2
\$100,000 to \$249,999	1
\$250,000 to \$499,999	-
\$500,000 or more	1
Total farm production expenses (\$1,000)	2,493
Average per farm (\$)	27,102
Net cash farm income of operation (\$1,000)	611
Average per farm (\$)	6,637
Value of agricultural products sold directly to individuals for human consumption (\$1,000)	64
Total organic product sales (\$1,000)	8
Total income from farm-related sources, gross before taxes and expenses (\$1,000)	99

See "Census of Agriculture, Volume 1, Geographic Area Series" for complete footnotes, explanations, definitions, and methodology.
(D) Cannot be disclosed. (Z) Less than half of the unit shown.

2007 CENSUS OF AGRICULTURE

Somerset County – Maine

Farms with Spanish, Hispanic, or Latino Operators Compared with All Farms



Data are not available at this geographic level for farms with Spanish, Hispanic, or Latino operators.



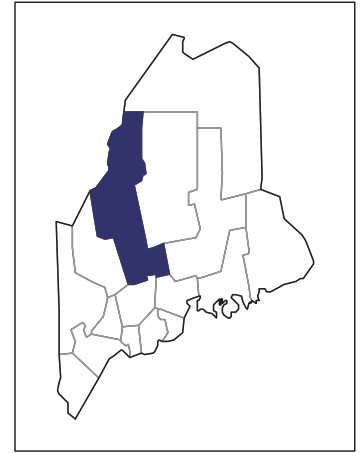
United States Department of Agriculture
National Agricultural Statistics Service

www.agcensus.usda.gov

2007 CENSUS OF AGRICULTURE

Somerset County – Maine

Farms with American Indian or Alaska Native Operators Compared with All Farms



Data are not available at this geographic level for farms with American Indian or Alaska Native operators.



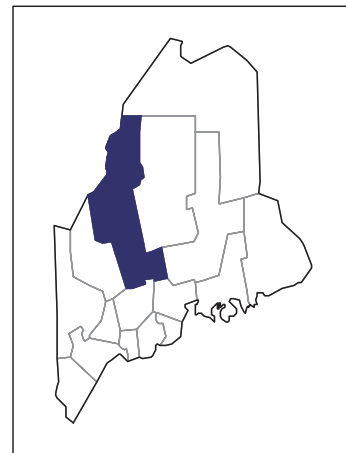
United States Department of Agriculture
National Agricultural Statistics Service

www.agcensus.usda.gov

2007 CENSUS *OF* AGRICULTURE

Somerset County – Maine

**Farms with Asian Operators
Compared with All Farms**



Data are not available at this geographic level for farms with Asian operators.



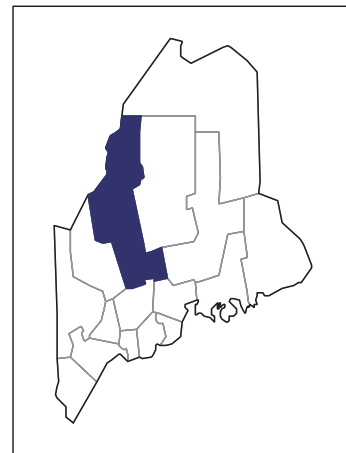
United States Department of Agriculture
National Agricultural Statistics Service

www.agcensus.usda.gov

2007 CENSUS OF AGRICULTURE

Somerset County – Maine

Farms with Black or African American Operators Compared with All Farms



Data are not available at this geographic level for farms with Black or African American operators.



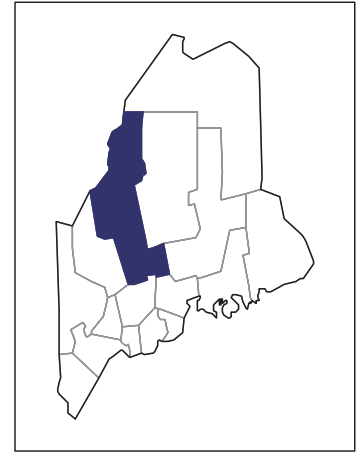
United States Department of Agriculture
National Agricultural Statistics Service

www.agcensus.usda.gov

2007 CENSUS *OF* AGRICULTURE

Somerset County – Maine

Farms with Native Hawaiian or Other Pacific Islander Operators Compared with All Farms



Data are not available at this geographic level for farms with Native Hawaiian or Other Pacific Islander operators.



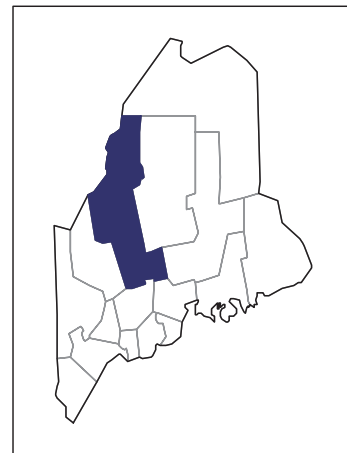
United States Department of Agriculture
National Agricultural Statistics Service

www.agcensus.usda.gov

2007 CENSUS OF AGRICULTURE

Somerset County – Maine

Farms with White Operators Compared with All Farms



Data are not available at this geographic level for farms with White operators.



United States Department of Agriculture
National Agricultural Statistics Service

www.agcensus.usda.gov

