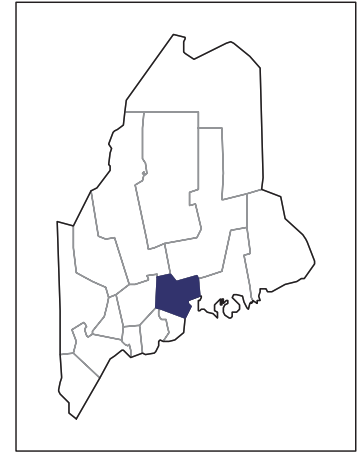


2007 CENSUS OF AGRICULTURE



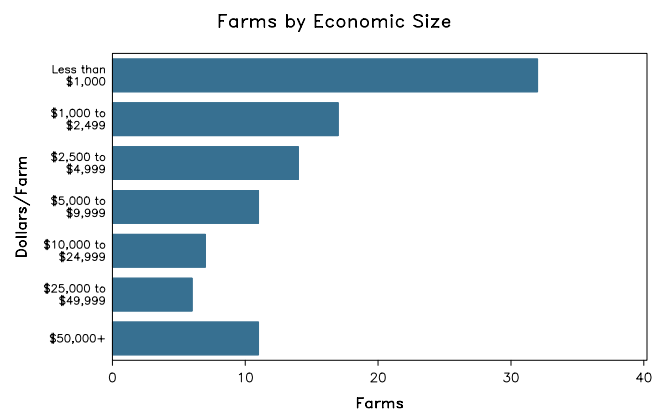
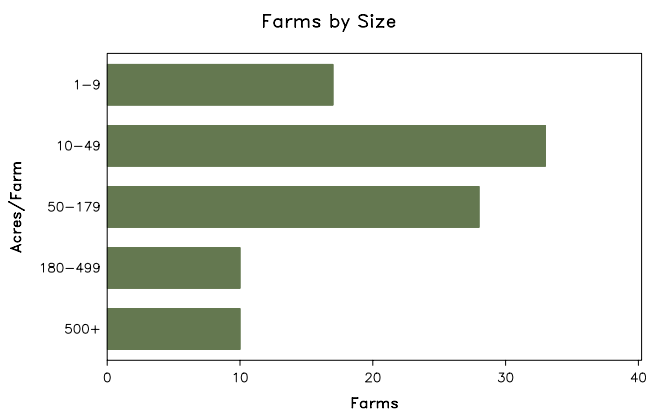
Waldo County – Maine

Farms with Women Principal Operators Compared with All Farms

	Women Principal Operators	All Farms
Number of Farms	98	424
Land in Farms	13,222 acres	68,219 acres
Average Size of Farm	135 acres	161 acres
Market Value of Products Sold	\$3,069,000	\$22,820,000
Crop Sales	\$1,123,000	\$5,002,000
Livestock Sales	\$1,945,000	\$17,818,000
Average Per Farm	\$31,311	\$53,820
Government Payments	\$19,000	\$331,000
Average Per Farm Receiving Payments	\$3,172	\$7,515

See footnotes on reverse page.

Farms with Women Principal Operators



2007 CENSUS OF AGRICULTURE

Waldo County – Maine Farms with Women Principal Operators

Selected Highlights

Item	Farms	Quantity
MARKET VALUE OF AGRICULTURAL PRODUCTS SOLD (\$1,000)		
Total value of agricultural products sold	98	3,069
Value of crops including nursery and greenhouse	55	1,123
Value of livestock, poultry, and their products	47	1,945
VALUE OF SALES BY COMMODITY GROUP (\$1,000)		
Grains, oilseeds, dry beans, and dry peas	-	-
Tobacco	-	-
Cotton and cottonseed	-	-
Vegetables, melons, potatoes and sweet potatoes	16	259
Fruits, tree nuts, and berries	10	255
Nursery, greenhouse, floriculture, and sod	20	(D)
Cut Christmas trees and short rotation woody crops	1	(D)
Other crops and hay	28	(D)
Poultry and eggs	27	11
Cattle and calves	15	(D)
Milk and other dairy products from cows	4	1,764
Hogs and pigs	8	(D)
Sheep, goats, and their products	13	11
Horses, ponies, mules, burros, and donkeys	9	23
Aquaculture	-	-
Other animals and other animal products	2	(D)
TOP CROP ITEMS (acres)		
Forage - land used for all hay and haylage, grass silage, and greenchop	34	2,511
Corn for silage or greenchop	2	(D)
Land in berries	9	85
Vegetables harvested for sale	15	52
Sweet corn	3	(D)
TOP LIVESTOCK INVENTORY ITEMS (number)		
Cattle and calves	20	1,233
Layers	26	807
Sheep and lambs	16	236
Horses and ponies	26	142
Pullets for laying flock replacement	5	98

Operator Characteristics

Item	Quantity
Primary occupation:	
Farming	48
Other	50
Days worked off farm:	
None	36
Any	62
Years on present farm:	
2 years or less	5
3 to 4 years	20
5 to 9 years	19
10 years or more	54
Age group:	
Under 45 years	25
45 to 64 years	52
65 years and over	21
Average age of principal operator (years)	54.9

Economic Characteristics

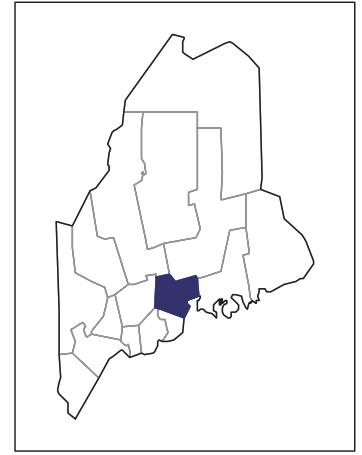
Item	Quantity
Farms by value of sales:	
Less than \$1,000	32
\$1,000 to \$2,499	17
\$2,500 to \$4,999	14
\$5,000 to \$9,999	11
\$10,000 to \$49,999	13
\$50,000 to \$99,999	6
\$100,000 to \$249,999	2
\$250,000 to \$499,999	1
\$500,000 or more	2
Total farm production expenses (\$1,000)	4,298
Average per farm (\$)	43,860
Net cash farm income of operation (\$1,000)	-962
Average per farm (\$)	-9,815
Value of agricultural products sold directly to individuals for human consumption (\$1,000)	52
Total organic product sales (\$1,000)	177
Total income from farm-related sources, gross before taxes and expenses (\$1,000)	249

See "Census of Agriculture, Volume 1, Geographic Area Series" for complete footnotes, explanations, definitions, and methodology.
(D) Cannot be disclosed. (Z) Less than half of the unit shown.

2007 CENSUS OF AGRICULTURE

Waldo County – Maine

Farms with Spanish, Hispanic, or Latino Operators Compared with All Farms



Data are not available at this geographic level for farms with Spanish, Hispanic, or Latino operators.



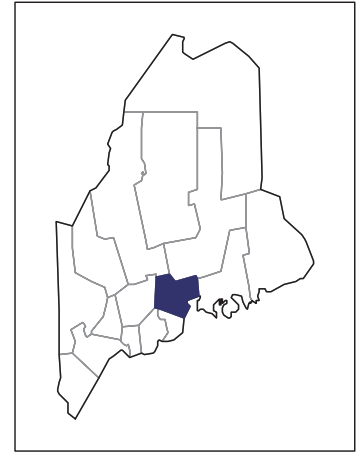
United States Department of Agriculture
National Agricultural Statistics Service

www.agcensus.usda.gov

2007 CENSUS OF AGRICULTURE

Waldo County – Maine

Farms with American Indian or Alaska Native Operators Compared with All Farms



Data are not available at this geographic level for farms with American Indian or Alaska Native operators.



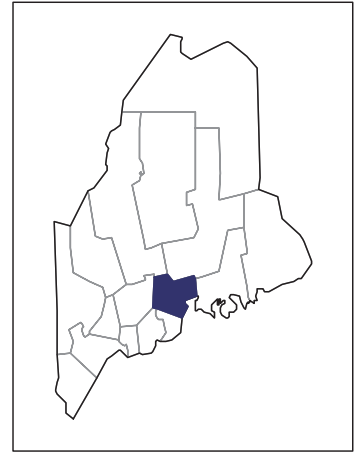
United States Department of Agriculture
National Agricultural Statistics Service

www.agcensus.usda.gov

2007 CENSUS OF AGRICULTURE

Waldo County – Maine

**Farms with Asian Operators
Compared with All Farms**



Data are not available at this geographic level for farms with Asian operators.



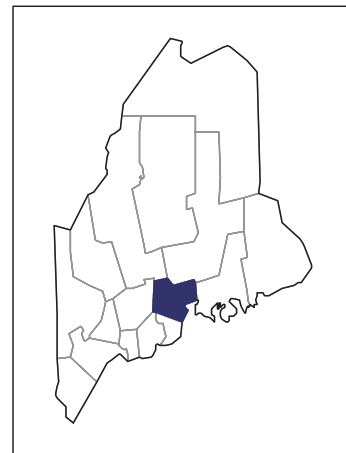
United States Department of Agriculture
National Agricultural Statistics Service

www.agcensus.usda.gov

2007 CENSUS *OF* AGRICULTURE

Waldo County – Maine

**Farms with Black or African American
Operators Compared with All Farms**



Data are not available at this geographic level for farms with Black or African American operators.



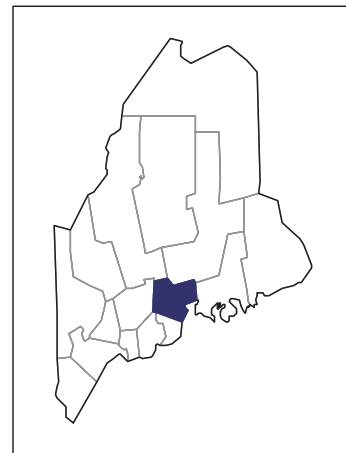
United States Department of Agriculture
National Agricultural Statistics Service

www.agcensus.usda.gov

2007 CENSUS OF AGRICULTURE

Waldo County – Maine

Farms with Native Hawaiian or Other Pacific Islander Operators Compared with All Farms



Data are not available at this geographic level for farms with Native Hawaiian or Other Pacific Islander operators.



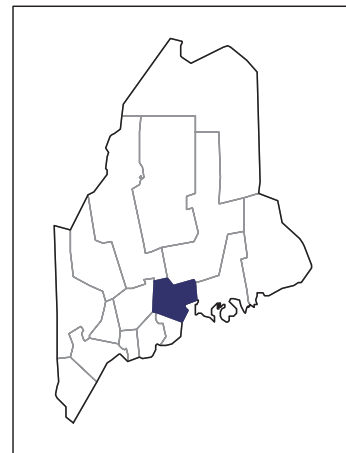
United States Department of Agriculture
National Agricultural Statistics Service

www.agcensus.usda.gov

2007 CENSUS OF AGRICULTURE

Waldo County – Maine

Farms with White Operators
Compared with All Farms



Data are not available at this geographic level for farms with White operators.



United States Department of Agriculture
National Agricultural Statistics Service

www.agcensus.usda.gov

