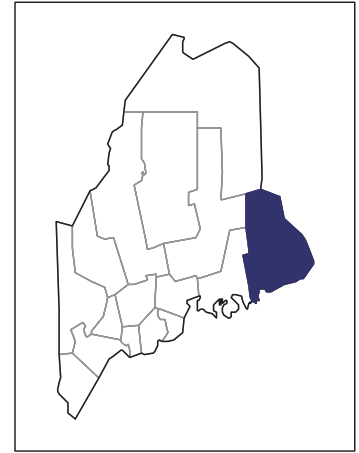


2007 CENSUS OF AGRICULTURE



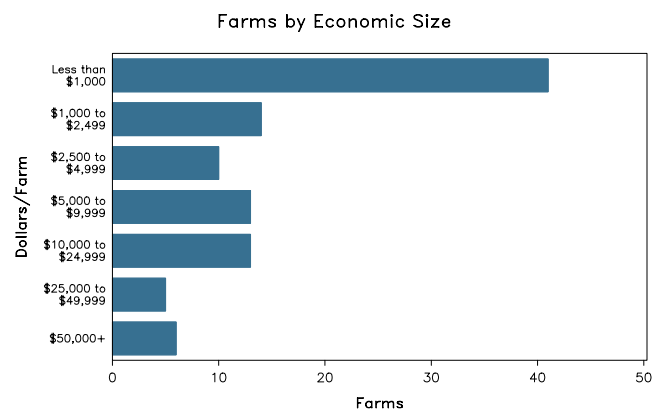
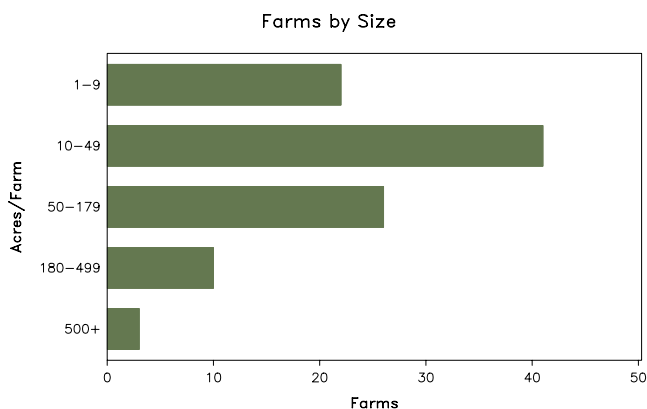
Washington County – Maine

Farms with Women Principal Operators Compared with All Farms

	Women Principal Operators	All Farms
Number of Farms	102	472
Land in Farms	7,795 acres	158,459 acres
Average Size of Farm	76 acres	336 acres
Market Value of Products Sold	\$2,192,000	\$66,133,000
Crop Sales	\$2,052,000	(D)
Livestock Sales	\$140,000	(D)
Average Per Farm	\$21,486	\$140,112
Government Payments	\$34,000	\$94,000
Average Per Farm Receiving Payments	\$3,101	\$3,478

See footnotes on reverse page.

Farms with Women Principal Operators



2007 CENSUS OF AGRICULTURE

Washington County – Maine Farms with Women Principal Operators

Selected Highlights

Item	Farms	Quantity
MARKET VALUE OF AGRICULTURAL PRODUCTS SOLD (\$1,000)		
Total value of agricultural products sold	102	2,192
Value of crops including nursery and greenhouse	45	2,052
Value of livestock, poultry, and their products	34	140
VALUE OF SALES BY COMMODITY GROUP (\$1,000)		
Grains, oilseeds, dry beans, and dry peas	2	(D)
Tobacco	-	-
Cotton and cottonseed	-	-
Vegetables, melons, potatoes and sweet potatoes	6	14
Fruits, tree nuts, and berries	34	1,905
Nursery, greenhouse, floriculture, and sod	5	108
Cut Christmas trees and short rotation woody crops	2	(D)
Other crops and hay	5	22
Poultry and eggs	23	11
Cattle and calves	7	15
Milk and other dairy products from cows	2	(D)
Hogs and pigs	4	(D)
Sheep, goats, and their products	21	59
Horses, ponies, mules, burros, and donkeys	1	(D)
Aquaculture	-	-
Other animals and other animal products	6	(D)
TOP CROP ITEMS (acres)		
Land in berries	42	1,134
Forage - land used for all hay and haylage, grass silage, and greenchop	16	440
Vegetables harvested for sale	7	8
Cut Christmas trees	3	6
Apples	5	5
TOP LIVESTOCK INVENTORY ITEMS (number)		
Layers	27	505
Goats, all	23	412
Rabbits and their pelts	3	(D)
Sheep and lambs	12	99
Ducks	7	92

Operator Characteristics

Item	Quantity
Primary occupation:	
Farming	49
Other	53
Days worked off farm:	
None	44
Any	58
Years on present farm:	
2 years or less	5
3 to 4 years	14
5 to 9 years	25
10 years or more	58
Age group:	
Under 45 years	21
45 to 64 years	61
65 years and over	20
Average age of principal operator (years)	53.6

Economic Characteristics

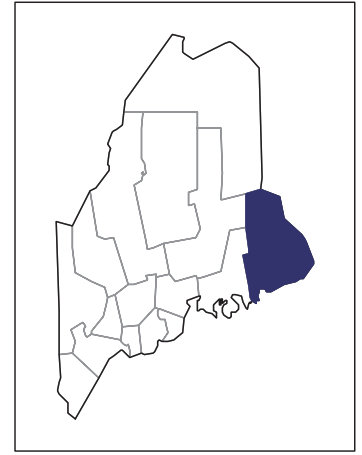
Item	Quantity
Farms by value of sales:	
Less than \$1,000	46
\$1,000 to \$2,499	14
\$2,500 to \$4,999	7
\$5,000 to \$9,999	11
\$10,000 to \$49,999	18
\$50,000 to \$99,999	4
\$100,000 to \$249,999	-
\$250,000 to \$499,999	-
\$500,000 or more	2
Total farm production expenses (\$1,000)	1,243
Average per farm (\$)	12,189
Net cash farm income of operation (\$1,000)	1,088
Average per farm (\$)	10,666
Value of agricultural products sold directly to individuals for human consumption (\$1,000)	39
Total organic product sales (\$1,000)	74
Total income from farm-related sources, gross before taxes and expenses (\$1,000)	106

See "Census of Agriculture, Volume 1, Geographic Area Series" for complete footnotes, explanations, definitions, and methodology.
(D) Cannot be disclosed. (Z) Less than half of the unit shown.

2007 CENSUS OF AGRICULTURE

Washington County – Maine

Farms with Spanish, Hispanic, or Latino Operators Compared with All Farms



Data are not available at this geographic level for farms with Spanish, Hispanic, or Latino operators.



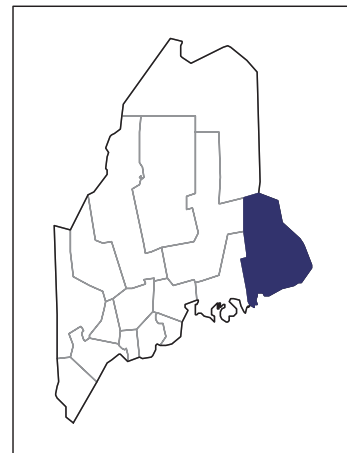
United States Department of Agriculture
National Agricultural Statistics Service

www.agcensus.usda.gov

2007 CENSUS *OF* AGRICULTURE

Washington County – Maine

Farms with American Indian or Alaska Native Operators Compared with All Farms



Data are not available at this geographic level for farms with American Indian or Alaska Native operators.



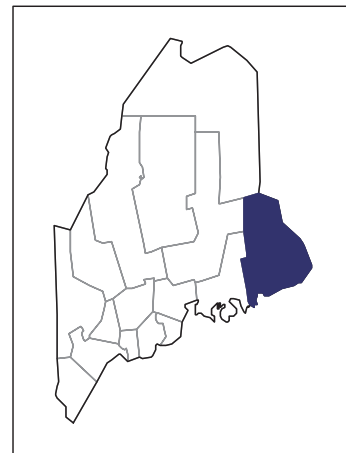
United States Department of Agriculture
National Agricultural Statistics Service

www.agcensus.usda.gov

2007 CENSUS OF AGRICULTURE

Washington County – Maine

**Farms with Asian Operators
Compared with All Farms**



Data are not available at this geographic level for farms with Asian operators.



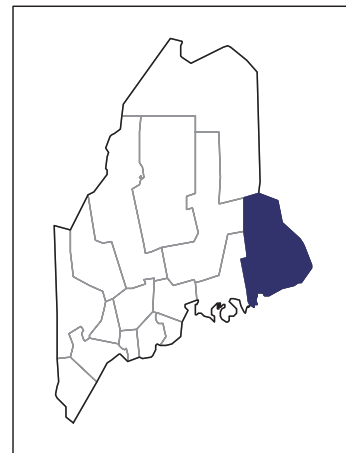
United States Department of Agriculture
National Agricultural Statistics Service

www.agcensus.usda.gov

2007 CENSUS OF AGRICULTURE

Washington County – Maine

Farms with Black or African American Operators Compared with All Farms



Data are not available at this geographic level for farms with Black or African American operators.



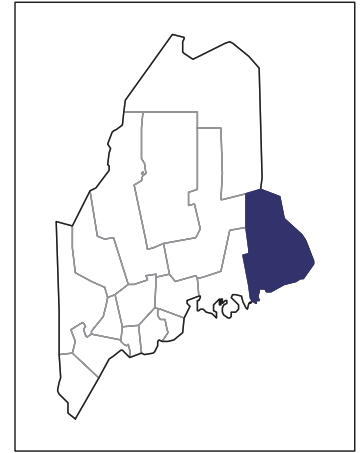
United States Department of Agriculture
National Agricultural Statistics Service

www.agcensus.usda.gov

2007 CENSUS *OF* **AGRICULTURE**

Washington County – Maine

Farms with Native Hawaiian or Other Pacific Islander Operators Compared with All Farms



Data are not available at this geographic level for farms with Native Hawaiian or Other Pacific Islander operators.



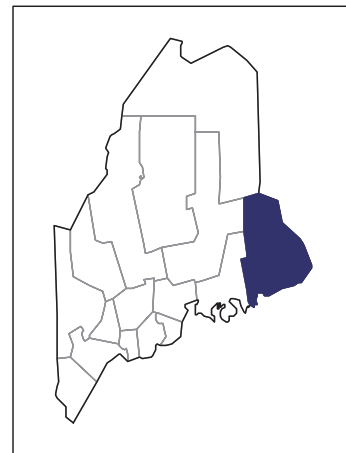
United States Department of Agriculture
National Agricultural Statistics Service

www.agcensus.usda.gov

2007 CENSUS OF AGRICULTURE

Washington County – Maine

Farms with White Operators Compared with All Farms



Data are not available at this geographic level for farms with White operators.



United States Department of Agriculture
National Agricultural Statistics Service

www.agcensus.usda.gov

