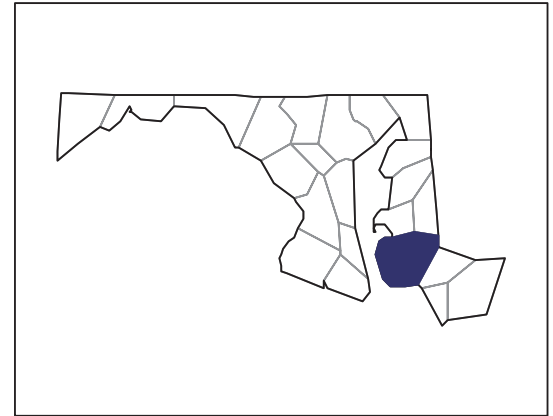


2007 CENSUS OF AGRICULTURE



Dorchester County – Maryland

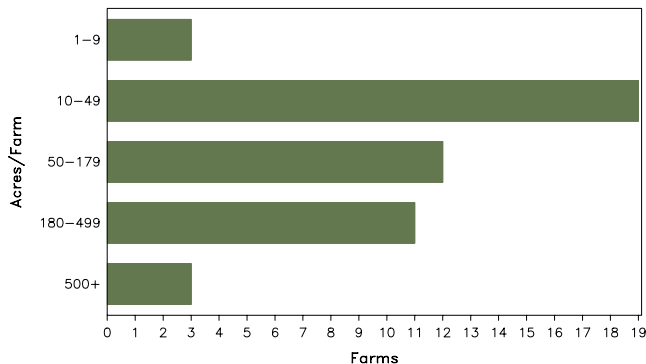
Farms with Women Principal Operators Compared with All Farms

	Women Principal Operators	All Farms
Number of Farms	48	424
Land in Farms	8,196 acres	133,188 acres
Average Size of Farm	171 acres	314 acres
Market Value of Products Sold	\$18,185,000	\$166,732,000
Crop Sales	\$1,397,000	\$43,344,000
Livestock Sales	\$16,788,000	\$123,387,000
Average Per Farm	\$378,855	\$393,235
Government Payments	\$200,000	\$2,900,000
Average Per Farm Receiving Payments	\$5,876	\$9,509

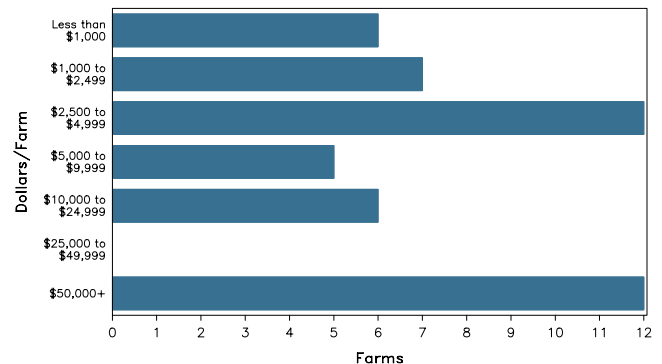
See footnotes on reverse page.

Farms with Women Principal Operators

Farms by Size



Farms by Economic Size



2007 CENSUS OF AGRICULTURE

Dorchester County – Maryland Farms with Women Principal Operators

Selected Highlights

Item	Farms	Quantity
MARKET VALUE OF AGRICULTURAL PRODUCTS SOLD (\$1,000)		
Total value of agricultural products sold	48	18,185
Value of crops including nursery and greenhouse	11	1,397
Value of livestock, poultry, and their products	10	16,788
VALUE OF SALES BY COMMODITY GROUP (\$1,000)		
Grains, oilseeds, dry beans, and dry peas	10	(D)
Tobacco	-	-
Cotton and cottonseed	-	-
Vegetables, melons, potatoes and sweet potatoes	1	(D)
Fruits, tree nuts, and berries	1	(D)
Nursery, greenhouse, floriculture, and sod	-	-
Cut Christmas trees and short rotation woody crops	-	-
Other crops and hay	2	(D)
Poultry and eggs	7	16,631
Cattle and calves	1	(D)
Milk and other dairy products from cows	-	-
Hogs and pigs	-	-
Sheep, goats, and their products	-	-
Horses, ponies, mules, burros, and donkeys	1	(D)
Aquaculture	2	(D)
Other animals and other animal products	-	-
TOP CROP ITEMS (acres)		
Soybeans for beans	9	2,279
Corn for grain	6	1,384
Wheat for grain, all	4	450
Forage - land used for all hay and haylage, grass silage, and greenchop	4	64
Vegetables harvested for sale	1	(D)
TOP LIVESTOCK INVENTORY ITEMS (number)		
Broilers and other meat-type chickens	6	852,700
Horses and ponies	6	58
Mules, burros, and donkeys	2	(D)
Cattle and calves	1	(D)

Operator Characteristics

Item	Quantity
Primary occupation:	
Farming	17
Other	31
Days worked off farm:	
None	22
Any	26
Years on present farm:	
2 years or less	-
3 to 4 years	5
5 to 9 years	19
10 years or more	24
Age group:	
Under 45 years	6
45 to 64 years	15
65 years and over	27
Average age of principal operator (years)	64.7

Economic Characteristics

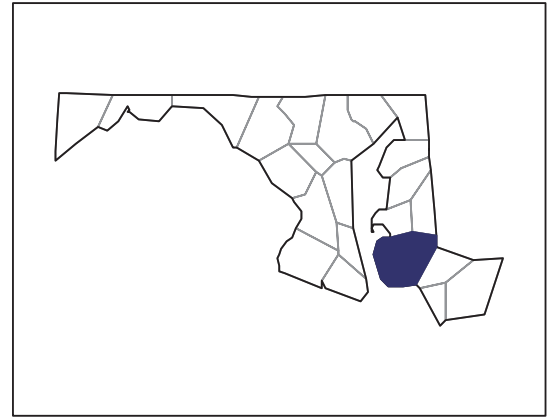
Item	Quantity
Farms by value of sales:	
Less than \$1,000	29
\$1,000 to \$2,499	1
\$2,500 to \$4,999	2
\$5,000 to \$9,999	2
\$10,000 to \$49,999	2
\$50,000 to \$99,999	3
\$100,000 to \$249,999	1
\$250,000 to \$499,999	2
\$500,000 or more	6
Total farm production expenses (\$1,000)	18,136
Average per farm (\$)	377,842
Net cash farm income of operation (\$1,000)	421
Average per farm (\$)	8,767
Value of agricultural products sold directly to individuals for human consumption (\$1,000)	(D)
Total organic product sales (\$1,000)	-
Total income from farm-related sources, gross before taxes and expenses (\$1,000)	172

See "Census of Agriculture, Volume 1, Geographic Area Series" for complete footnotes, explanations, definitions, and methodology.
(D) Cannot be disclosed. (Z) Less than half of the unit shown.

2007 CENSUS *OF* AGRICULTURE

Dorchester County – Maryland

Farms with Spanish, Hispanic, or Latino Operators Compared with All Farms



Data are not available at this geographic level for farms with Spanish, Hispanic, or Latino operators.



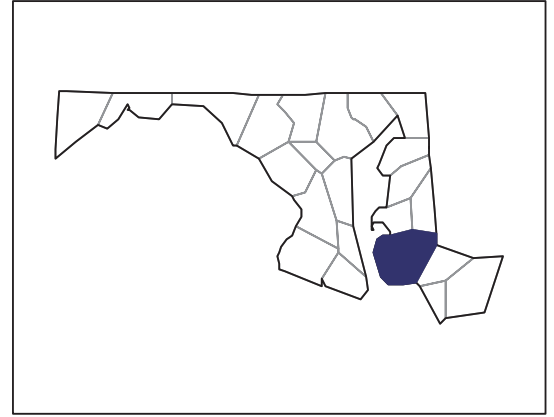
United States Department of Agriculture
National Agricultural Statistics Service

www.agcensus.usda.gov

2007 CENSUS OF AGRICULTURE

Dorchester County – Maryland

Farms with American Indian or Alaska Native Operators Compared with All Farms



Data are not available at this geographic level for farms with American Indian or Alaska Native operators.



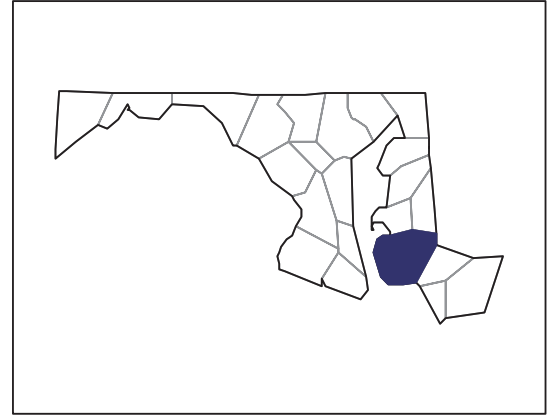
United States Department of Agriculture
National Agricultural Statistics Service

www.agcensus.usda.gov

2007 CENSUS *OF* **AGRICULTURE**

Dorchester County – Maryland

**Farms with Asian Operators
Compared with All Farms**



Data are not available at this geographic level for farms with Asian operators.



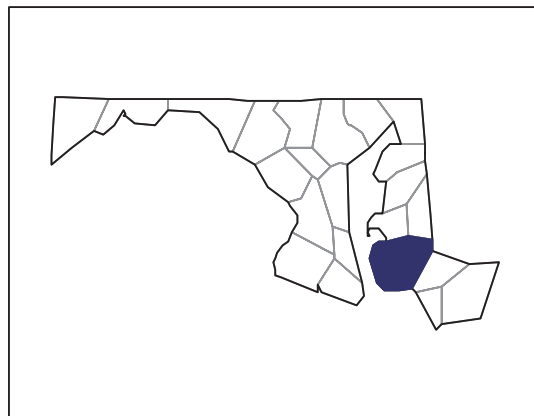
United States Department of Agriculture
National Agricultural Statistics Service

www.agcensus.usda.gov

2007 CENSUS OF AGRICULTURE

Dorchester County – Maryland

Farms with Black or African American Operators Compared with All Farms



Data are not available at this geographic level for farms with Black or African American operators.



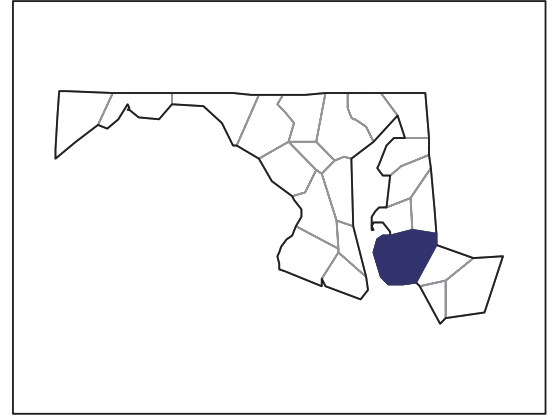
United States Department of Agriculture
National Agricultural Statistics Service

www.agcensus.usda.gov

2007 CENSUS *OF* AGRICULTURE

Dorchester County – Maryland

Farms with Native Hawaiian or Other Pacific Islander Operators Compared with All Farms



Data are not available at this geographic level for farms with Native Hawaiian or Other Pacific Islander operators.



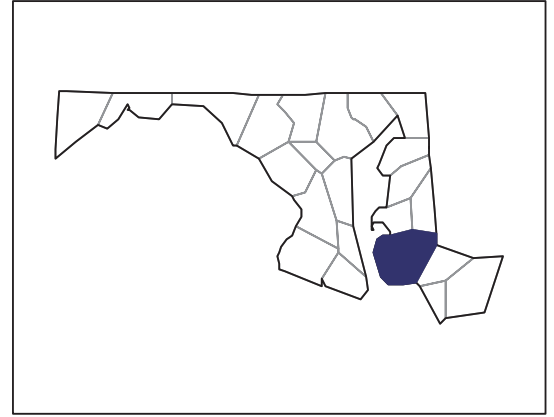
United States Department of Agriculture
National Agricultural Statistics Service

www.agcensus.usda.gov

2007 CENSUS OF AGRICULTURE

Dorchester County – Maryland

**Farms with White Operators
Compared with All Farms**



Data are not available at this geographic level for farms with White operators.



United States Department of Agriculture
National Agricultural Statistics Service

www.agcensus.usda.gov

