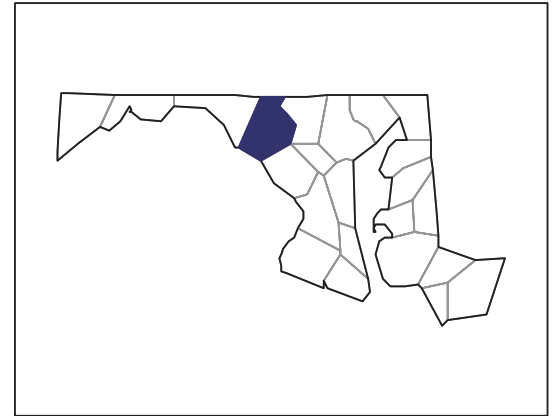


2007 CENSUS OF AGRICULTURE



Frederick County – Maryland

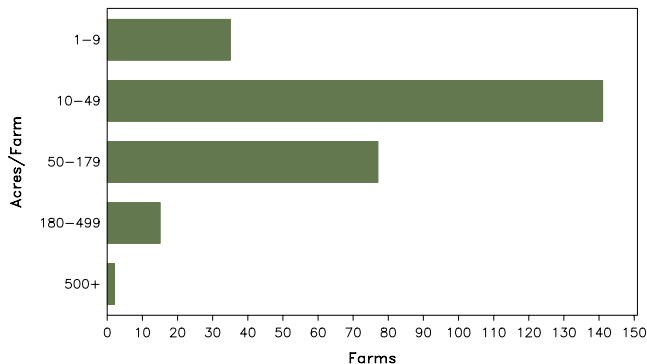
Farms with Women Principal Operators Compared with All Farms

	Women Principal Operators	All Farms
Number of Farms	270	1,442
Land in Farms	16,035 acres	202,087 acres
Average Size of Farm	59 acres	140 acres
Market Value of Products Sold	\$8,307,000	\$127,034,000
Crop Sales	\$3,313,000	\$35,903,000
Livestock Sales	\$4,994,000	\$91,130,000
Average Per Farm	\$30,767	\$88,095
Government Payments	\$132,000	\$2,852,000
Average Per Farm Receiving Payments	\$2,198	\$5,648

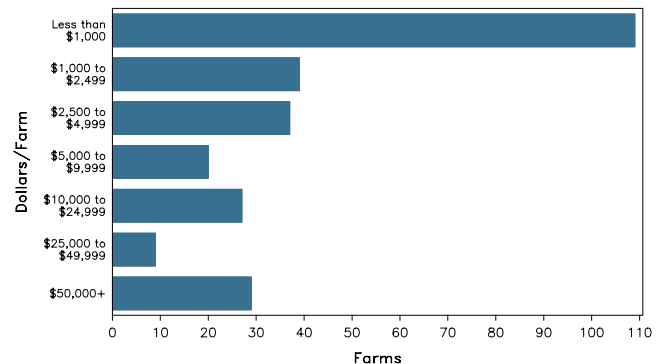
See footnotes on reverse page.

Farms with Women Principal Operators

Farms by Size



Farms by Economic Size



2007 CENSUS OF AGRICULTURE

Frederick County – Maryland Farms with Women Principal Operators

Selected Highlights

Item	Farms	Quantity
MARKET VALUE OF AGRICULTURAL PRODUCTS SOLD (\$1,000)		
Total value of agricultural products sold	270	8,307
Value of crops including nursery and greenhouse	97	3,313
Value of livestock, poultry, and their products	122	4,994
VALUE OF SALES BY COMMODITY GROUP (\$1,000)		
Grains, oilseeds, dry beans, and dry peas	24	608
Tobacco	-	-
Cotton and cottonseed	-	-
Vegetables, melons, potatoes and sweet potatoes	12	438
Fruits, tree nuts, and berries	19	572
Nursery, greenhouse, floriculture, and sod	16	1,213
Cut Christmas trees and short rotation woody crops	-	-
Other crops and hay	62	481
Poultry and eggs	36	(D)
Cattle and calves	34	1,373
Milk and other dairy products from cows	3	805
Hogs and pigs	4	3
Sheep, goats, and their products	43	(D)
Horses, ponies, mules, burros, and donkeys	27	2,588
Aquaculture	1	(D)
Other animals and other animal products	18	64
TOP CROP ITEMS (acres)		
Forage - land used for all hay and haylage, grass silage, and greenchop	100	3,622
Soybeans for beans	14	940
Corn for grain	16	918
Wheat for grain, all	15	573
Vegetables harvested for sale	11	220
TOP LIVESTOCK INVENTORY ITEMS (number)		
Horses and ponies	130	1,533
Broilers and other meat-type chickens	8	1,332
Cattle and calves	60	956
Layers	47	(D)
Sheep and lambs	29	732

Operator Characteristics

Item	Quantity
Primary occupation:	
Farming	143
Other	127
Days worked off farm:	
None	99
Any	171
Years on present farm:	
2 years or less	18
3 to 4 years	27
5 to 9 years	76
10 years or more	149
Age group:	
Under 45 years	55
45 to 64 years	166
65 years and over	49
Average age of principal operator (years)	54.3

Economic Characteristics

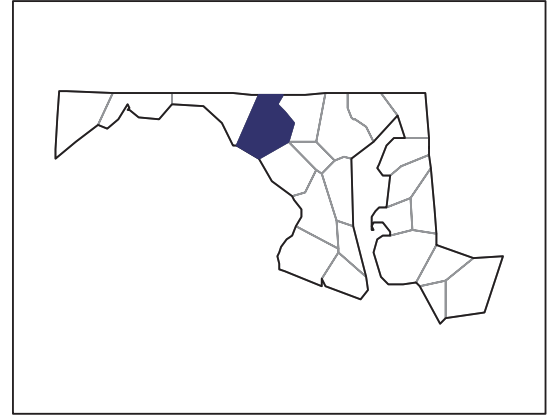
Item	Quantity
Farms by value of sales:	
Less than \$1,000	129
\$1,000 to \$2,499	26
\$2,500 to \$4,999	34
\$5,000 to \$9,999	21
\$10,000 to \$49,999	31
\$50,000 to \$99,999	13
\$100,000 to \$249,999	9
\$250,000 to \$499,999	4
\$500,000 or more	3
Total farm production expenses (\$1,000)	9,791
Average per farm (\$)	36,262
Net cash farm income of operation (\$1,000)	789
Average per farm (\$)	2,921
Value of agricultural products sold directly to individuals for human consumption (\$1,000)	801
Total organic product sales (\$1,000)	39
Total income from farm-related sources, gross before taxes and expenses (\$1,000)	2,140

See "Census of Agriculture, Volume 1, Geographic Area Series" for complete footnotes, explanations, definitions, and methodology.
(D) Cannot be disclosed. (Z) Less than half of the unit shown.

2007 CENSUS OF AGRICULTURE

Frederick County – Maryland

Farms with Spanish, Hispanic, or Latino Operators Compared with All Farms



Data are not available at this geographic level for farms with Spanish, Hispanic, or Latino operators.



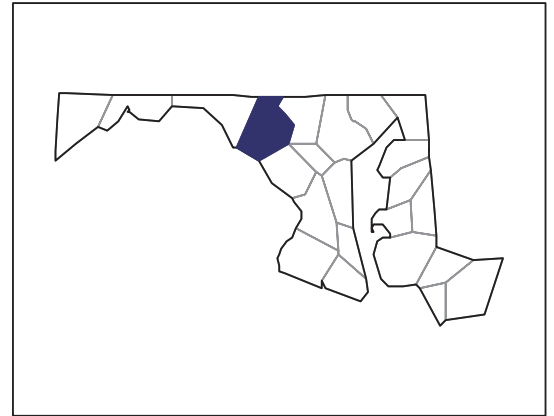
United States Department of Agriculture
National Agricultural Statistics Service

www.agcensus.usda.gov

2007 CENSUS OF AGRICULTURE

Frederick County – Maryland

Farms with American Indian or Alaska Native Operators Compared with All Farms



Data are not available at this geographic level for farms with American Indian or Alaska Native operators.



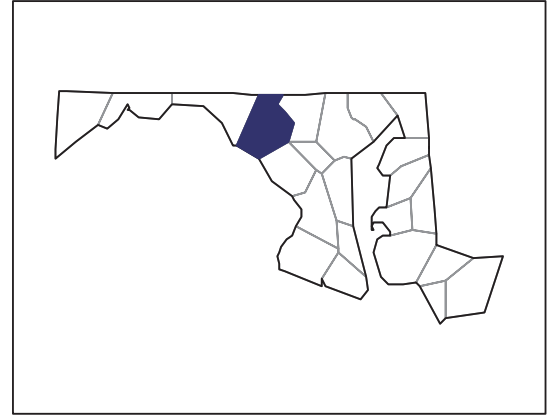
United States Department of Agriculture
National Agricultural Statistics Service

www.agcensus.usda.gov

2007 CENSUS OF AGRICULTURE

Frederick County – Maryland

**Farms with Asian Operators
Compared with All Farms**



Data are not available at this geographic level for farms with Asian operators.



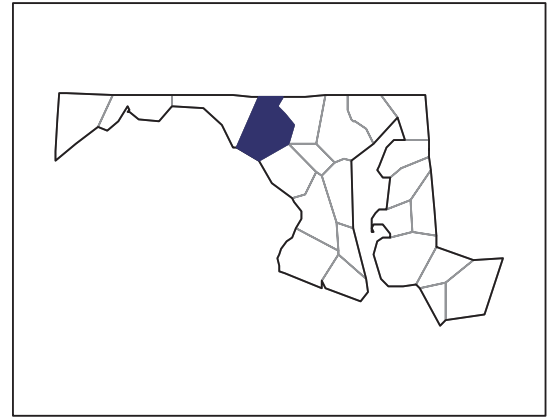
United States Department of Agriculture
National Agricultural Statistics Service

www.agcensus.usda.gov

2007 CENSUS *OF* **AGRICULTURE**

Frederick County – Maryland

**Farms with Black or African American
Operators Compared with All Farms**



Data are not available at this geographic level for farms with Black or African American operators.



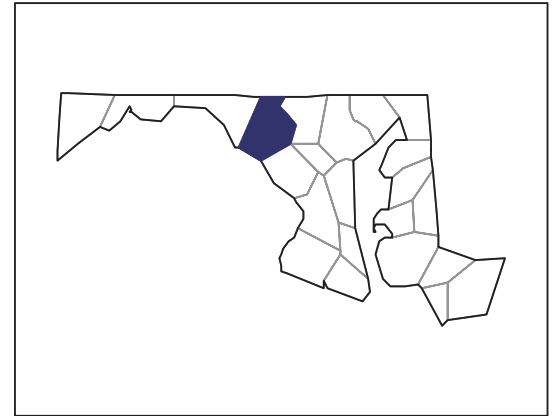
United States Department of Agriculture
National Agricultural Statistics Service

www.agcensus.usda.gov

2007 CENSUS OF AGRICULTURE

Frederick County – Maryland

Farms with Native Hawaiian or Other Pacific Islander Operators Compared with All Farms



Data are not available at this geographic level for farms with Native Hawaiian or Other Pacific Islander operators.



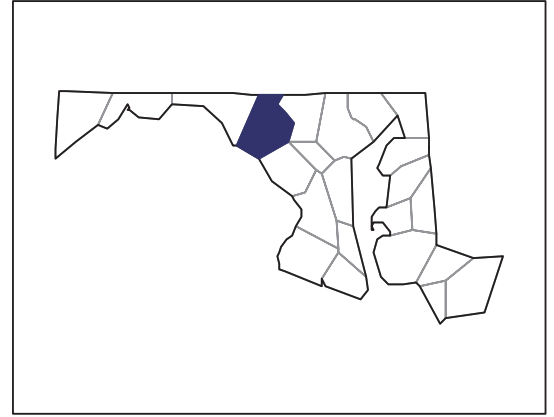
United States Department of Agriculture
National Agricultural Statistics Service

www.agcensus.usda.gov

2007 CENSUS *OF* AGRICULTURE

Frederick County – Maryland

**Farms with White Operators
Compared with All Farms**



Data are not available at this geographic level for farms with White operators.



United States Department of Agriculture
National Agricultural Statistics Service

www.agcensus.usda.gov

