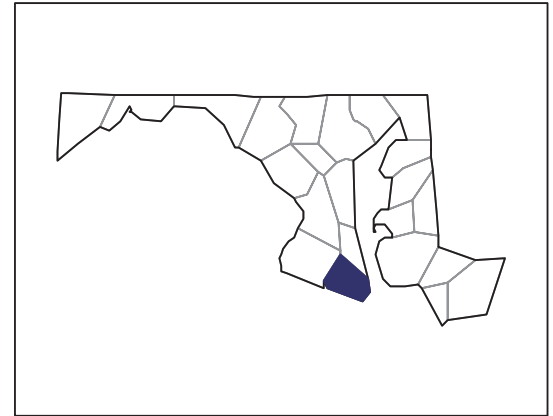


2007 CENSUS OF AGRICULTURE



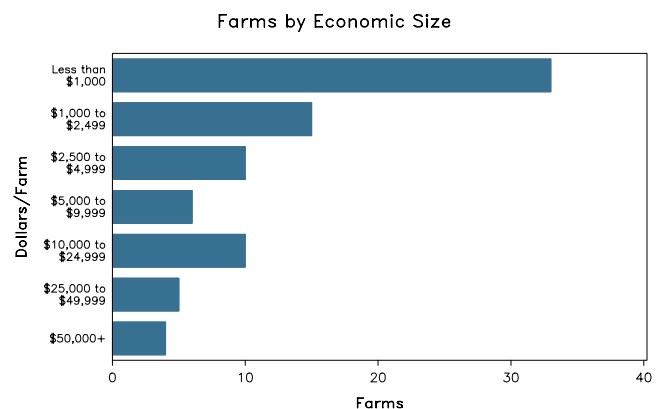
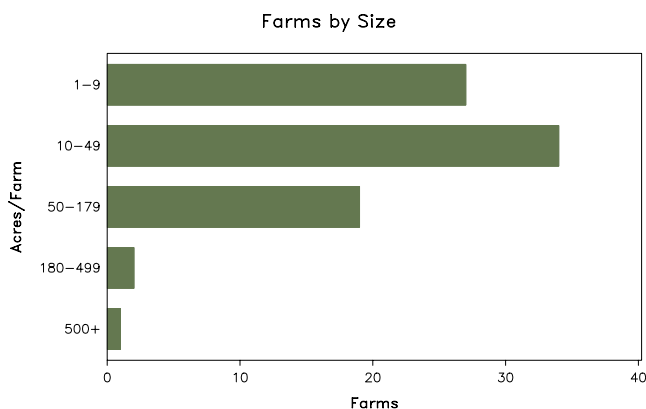
St. Mary's County – Maryland

Farms with Women Principal Operators Compared with All Farms

	Women Principal Operators	All Farms
Number of Farms	83	621
Land in Farms	4,043 acres	68,648 acres
Average Size of Farm	49 acres	111 acres
Market Value of Products Sold	\$929,000	\$15,947,000
Crop Sales	\$798,000	\$11,696,000
Livestock Sales	\$132,000	\$4,252,000
Average Per Farm	\$11,196	\$25,680
Government Payments	\$18,000	\$612,000
Average Per Farm Receiving Payments	\$1,593	\$3,363

See footnotes on reverse page.

Farms with Women Principal Operators



2007 CENSUS OF AGRICULTURE

St. Mary's County – Maryland Farms with Women Principal Operators

Selected Highlights

Item	Farms	Quantity
MARKET VALUE OF AGRICULTURAL PRODUCTS SOLD (\$1,000)		
Total value of agricultural products sold	83	929
Value of crops including nursery and greenhouse	33	798
Value of livestock, poultry, and their products	41	132
VALUE OF SALES BY COMMODITY GROUP (\$1,000)		
Grains, oilseeds, dry beans, and dry peas	10	98
Tobacco	4	(D)
Cotton and cottonseed	-	-
Vegetables, melons, potatoes and sweet potatoes	6	33
Fruits, tree nuts, and berries	7	55
Nursery, greenhouse, floriculture, and sod	7	492
Cut Christmas trees and short rotation woody crops	-	-
Other crops and hay	11	(D)
Poultry and eggs	25	25
Cattle and calves	9	60
Milk and other dairy products from cows	3	9
Hogs and pigs	8	(D)
Sheep, goats, and their products	25	18
Horses, ponies, mules, burros, and donkeys	4	10
Aquaculture	-	-
Other animals and other animal products	1	(D)
TOP CROP ITEMS (acres)		
Forage - land used for all hay and haylage, grass silage, and greenchop	21	543
Soybeans for beans	6	394
Corn for grain	6	246
Tobacco	4	(D)
Nursery stock	1	(D)
TOP LIVESTOCK INVENTORY ITEMS (number)		
Layers	25	(D)
Goats, all	23	519
Broilers and other meat-type chickens	8	255
Cattle and calves	18	240
Horses and ponies	37	236

Operator Characteristics

Item	Quantity
Primary occupation:	
Farming	39
Other	44
Days worked off farm:	
None	23
Any	60
Years on present farm:	
2 years or less	-
3 to 4 years	2
5 to 9 years	15
10 years or more	66
Age group:	
Under 45 years	12
45 to 64 years	52
65 years and over	19
Average age of principal operator (years)	56.7

Economic Characteristics

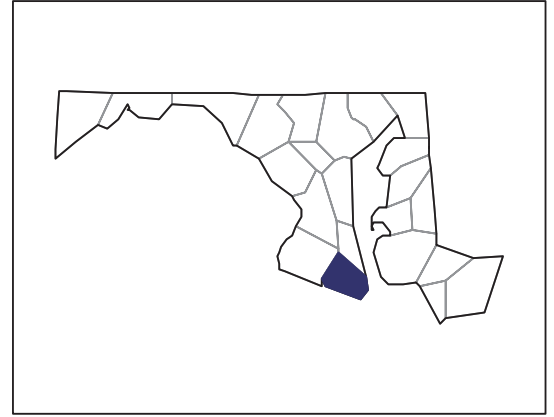
Item	Quantity
Farms by value of sales:	
Less than \$1,000	35
\$1,000 to \$2,499	16
\$2,500 to \$4,999	8
\$5,000 to \$9,999	5
\$10,000 to \$49,999	15
\$50,000 to \$99,999	3
\$100,000 to \$249,999	-
\$250,000 to \$499,999	1
\$500,000 or more	-
Total farm production expenses (\$1,000)	1,416
Average per farm (\$)	17,065
Net cash farm income of operation (\$1,000)	-342
Average per farm (\$)	-4,121
Value of agricultural products sold directly to individuals for human consumption (\$1,000)	23
Total organic product sales (\$1,000)	-
Total income from farm-related sources, gross before taxes and expenses (\$1,000)	128

See "Census of Agriculture, Volume 1, Geographic Area Series" for complete footnotes, explanations, definitions, and methodology.
(D) Cannot be disclosed. (Z) Less than half of the unit shown.

2007 CENSUS OF AGRICULTURE

St. Mary's County – Maryland

Farms with Spanish, Hispanic, or Latino Operators Compared with All Farms



Data are not available at this geographic level for farms with Spanish, Hispanic, or Latino operators.



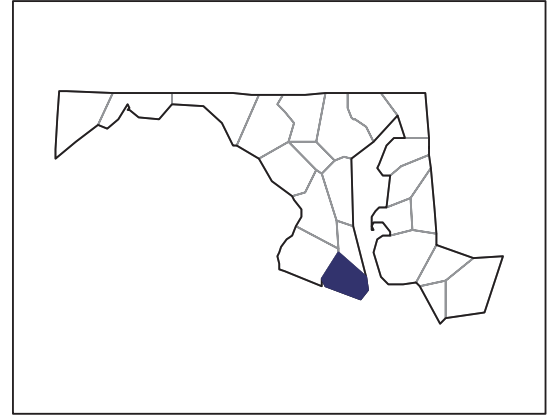
United States Department of Agriculture
National Agricultural Statistics Service

www.agcensus.usda.gov

2007 CENSUS OF AGRICULTURE

St. Mary's County – Maryland

Farms with American Indian or Alaska Native Operators Compared with All Farms



Data are not available at this geographic level for farms with American Indian or Alaska Native operators.



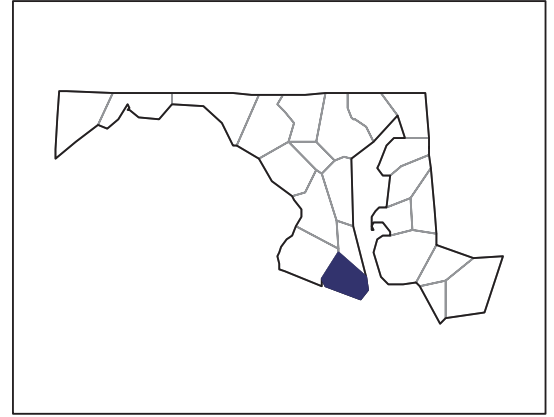
United States Department of Agriculture
National Agricultural Statistics Service

www.agcensus.usda.gov

2007 CENSUS OF AGRICULTURE

St. Mary's County – Maryland

**Farms with Asian Operators
Compared with All Farms**



Data are not available at this geographic level for farms with Asian operators.



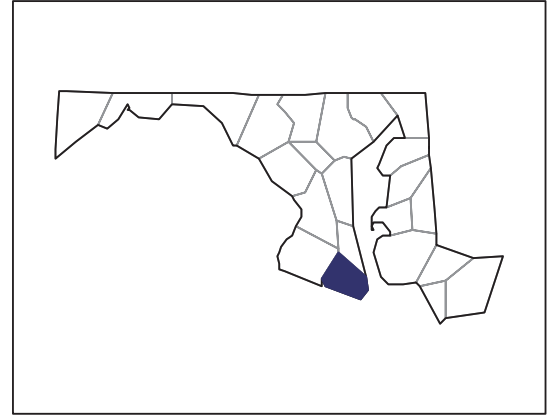
United States Department of Agriculture
National Agricultural Statistics Service

www.agcensus.usda.gov

2007 CENSUS OF AGRICULTURE

St. Mary's County – Maryland

Farms with Black or African American Operators Compared with All Farms



Data are not available at this geographic level for farms with Black or African American operators.



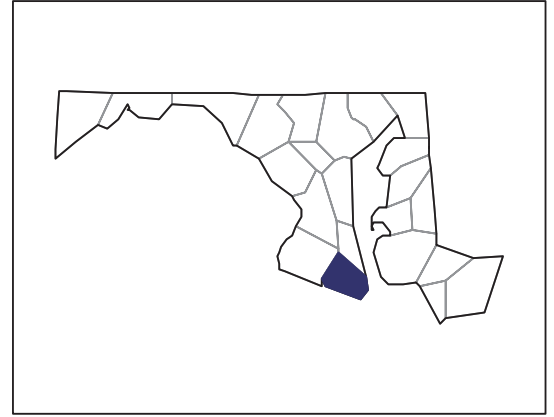
United States Department of Agriculture
National Agricultural Statistics Service

www.agcensus.usda.gov

2007 CENSUS OF AGRICULTURE

St. Mary's County – Maryland

Farms with Native Hawaiian or Other Pacific Islander Operators Compared with All Farms



Data are not available at this geographic level for farms with Native Hawaiian or Other Pacific Islander operators.



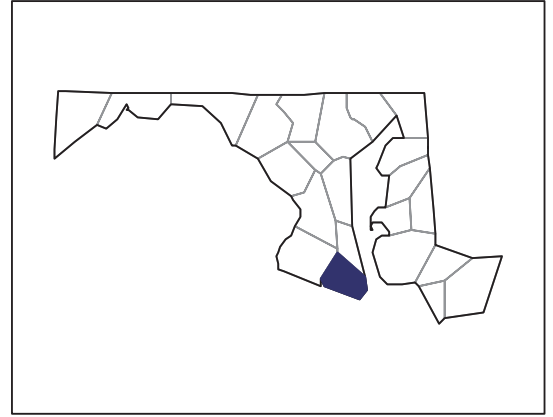
United States Department of Agriculture
National Agricultural Statistics Service

www.agcensus.usda.gov

2007 CENSUS *OF* AGRICULTURE

St. Mary's County – Maryland

**Farms with White Operators
Compared with All Farms**



Data are not available at this geographic level for farms with White operators.



United States Department of Agriculture
National Agricultural Statistics Service

www.agcensus.usda.gov

