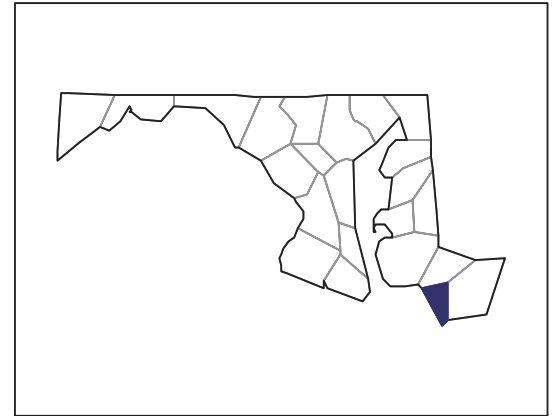


2007 CENSUS OF AGRICULTURE



Somerset County – Maryland

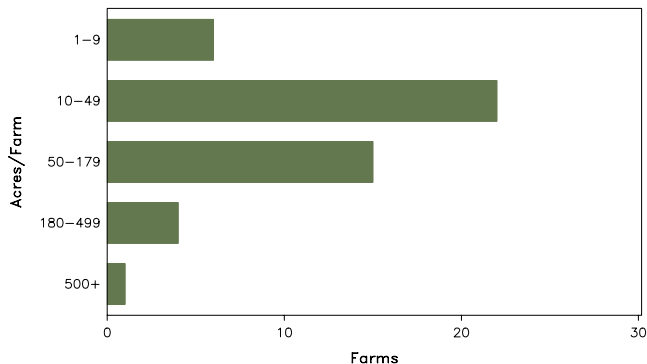
Farms with Women Principal Operators Compared with All Farms

	Women Principal Operators	All Farms
Number of Farms	48	329
Land in Farms	4,004 acres	60,255 acres
Average Size of Farm	83 acres	183 acres
Market Value of Products Sold	\$11,731,000	\$192,563,000
Crop Sales	\$594,000	\$14,929,000
Livestock Sales	\$11,137,000	\$177,634,000
Average Per Farm	\$244,397	\$585,297
Government Payments	\$97,000	\$1,173,000
Average Per Farm Receiving Payments	\$4,642	\$5,560

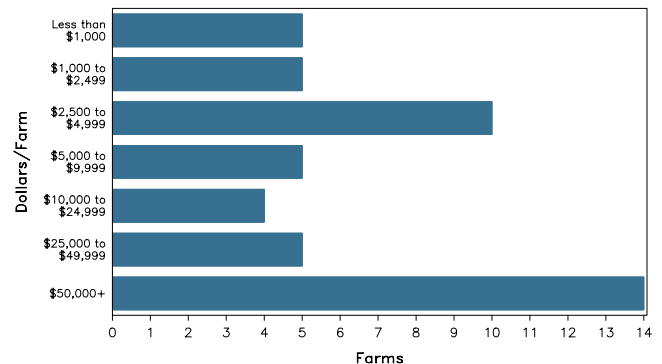
See footnotes on reverse page.

Farms with Women Principal Operators

Farms by Size



Farms by Economic Size



2007 CENSUS OF AGRICULTURE

Somerset County – Maryland Farms with Women Principal Operators

Selected Highlights

Item	Farms	Quantity
MARKET VALUE OF AGRICULTURAL PRODUCTS SOLD (\$1,000)		
Total value of agricultural products sold	48	11,731
Value of crops including nursery and greenhouse	7	594
Value of livestock, poultry, and their products	20	11,137
VALUE OF SALES BY COMMODITY GROUP (\$1,000)		
Grains, oilseeds, dry beans, and dry peas	5	(D)
Tobacco	-	-
Cotton and cottonseed	-	-
Vegetables, melons, potatoes and sweet potatoes	2	(D)
Fruits, tree nuts, and berries	-	-
Nursery, greenhouse, floriculture, and sod	-	-
Cut Christmas trees and short rotation woody crops	-	-
Other crops and hay	-	-
Poultry and eggs	12	(D)
Cattle and calves	-	-
Milk and other dairy products from cows	-	-
Hogs and pigs	1	(D)
Sheep, goats, and their products	2	(D)
Horses, ponies, mules, burros, and donkeys	3	66
Aquaculture	6	395
Other animals and other animal products	-	-
TOP CROP ITEMS (acres)		
Corn for grain	4	482
Soybeans for beans	3	(D)
Vegetables harvested for sale	2	(D)
Tomatoes in the open	2	(D)
Watermelons	2	(D)
TOP LIVESTOCK INVENTORY ITEMS (number)		
Broilers and other meat-type chickens	10	824,000
Goats, all	7	122
Horses and ponies	6	57
Sheep and lambs	3	(D)
Cattle and calves	3	(D)

Operator Characteristics

Item	Quantity
Primary occupation:	
Farming	20
Other	28
Days worked off farm:	
None	29
Any	19
Years on present farm:	
2 years or less	2
3 to 4 years	5
5 to 9 years	12
10 years or more	29
Age group:	
Under 45 years	5
45 to 64 years	30
65 years and over	13
Average age of principal operator (years)	59.6

Economic Characteristics

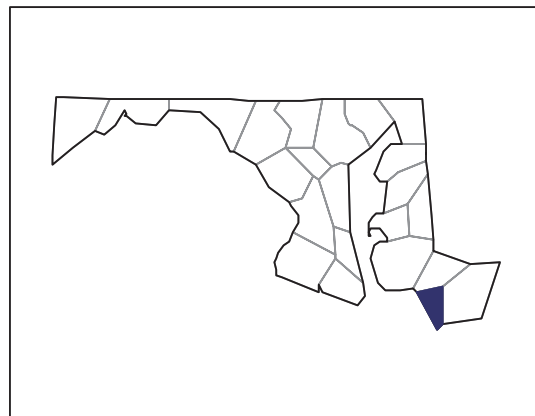
Item	Quantity
Farms by value of sales:	
Less than \$1,000	22
\$1,000 to \$2,499	3
\$2,500 to \$4,999	-
\$5,000 to \$9,999	-
\$10,000 to \$49,999	9
\$50,000 to \$99,999	1
\$100,000 to \$249,999	4
\$250,000 to \$499,999	4
\$500,000 or more	5
Total farm production expenses (\$1,000)	8,164
Average per farm (\$)	170,082
Net cash farm income of operation (\$1,000)	3,705
Average per farm (\$)	77,196
Value of agricultural products sold directly to individuals for human consumption (\$1,000)	(D)
Total organic product sales (\$1,000)	(D)
Total income from farm-related sources, gross before taxes and expenses (\$1,000)	41

See "Census of Agriculture, Volume 1, Geographic Area Series" for complete footnotes, explanations, definitions, and methodology.
(D) Cannot be disclosed. (Z) Less than half of the unit shown.

2007 CENSUS OF AGRICULTURE

Somerset County – Maryland

Farms with Spanish, Hispanic, or Latino Operators Compared with All Farms



Data are not available at this geographic level for farms with Spanish, Hispanic, or Latino operators.



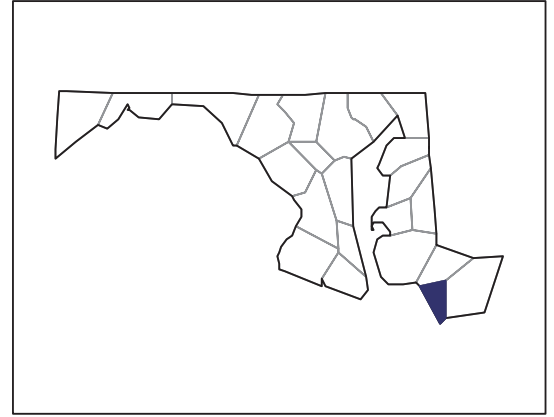
United States Department of Agriculture
National Agricultural Statistics Service

www.agcensus.usda.gov

2007 CENSUS *OF* AGRICULTURE

Somerset County – Maryland

Farms with American Indian or Alaska Native Operators Compared with All Farms



Data are not available at this geographic level for farms with American Indian or Alaska Native operators.



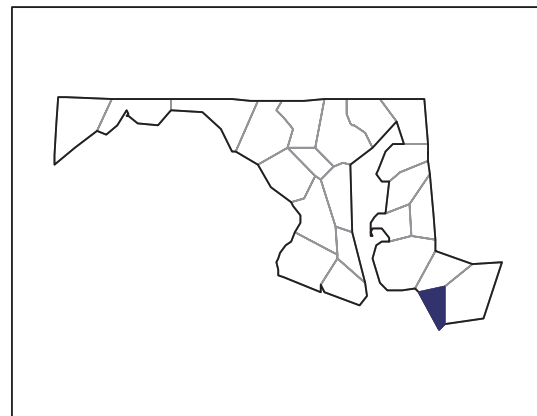
United States Department of Agriculture
National Agricultural Statistics Service

www.agcensus.usda.gov

2007 CENSUS *OF* AGRICULTURE

Somerset County – Maryland

**Farms with Asian Operators
Compared with All Farms**



Data are not available at this geographic level for farms with Asian operators.



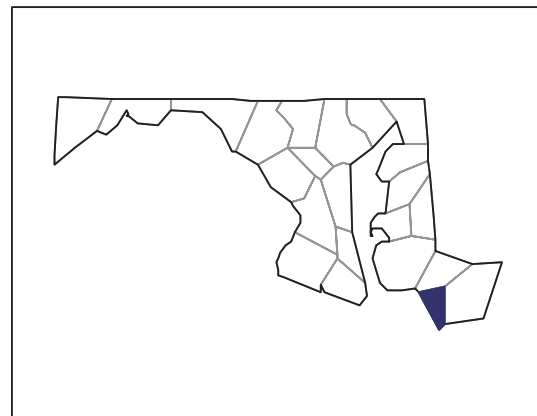
United States Department of Agriculture
National Agricultural Statistics Service

www.agcensus.usda.gov

2007 CENSUS *OF* **AGRICULTURE**

Somerset County – Maryland

**Farms with Black or African American
Operators Compared with All Farms**



Data are not available at this geographic level for farms with Black or African American operators.



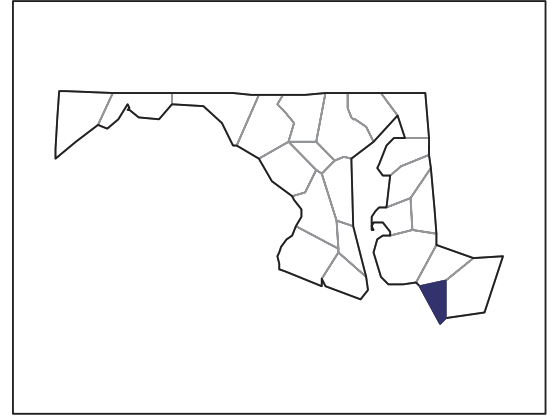
United States Department of Agriculture
National Agricultural Statistics Service

www.agcensus.usda.gov

2007 CENSUS OF AGRICULTURE

Somerset County – Maryland

Farms with Native Hawaiian or Other Pacific Islander Operators Compared with All Farms



Data are not available at this geographic level for farms with Native Hawaiian or Other Pacific Islander operators.



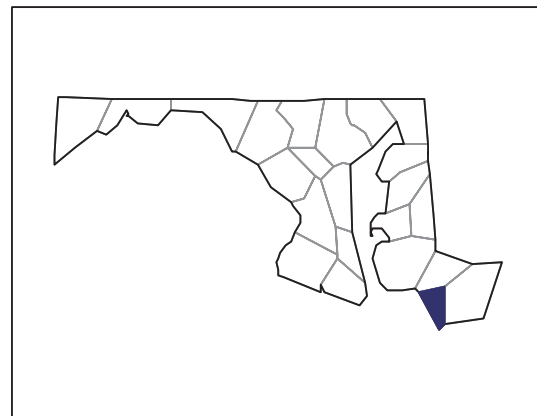
United States Department of Agriculture
National Agricultural Statistics Service

www.agcensus.usda.gov

2007 CENSUS *OF* AGRICULTURE

Somerset County – Maryland

**Farms with White Operators
Compared with All Farms**



Data are not available at this geographic level for farms with White operators.



United States Department of Agriculture
National Agricultural Statistics Service

www.agcensus.usda.gov

