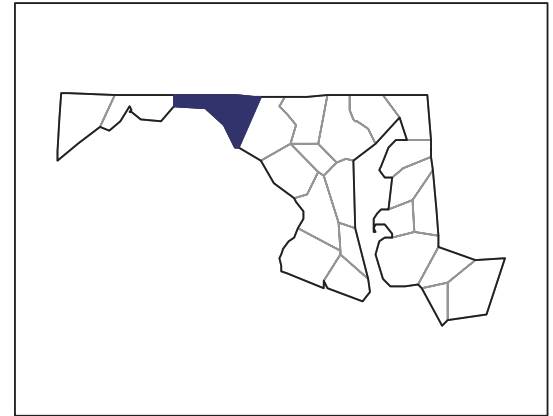


2007 CENSUS OF AGRICULTURE



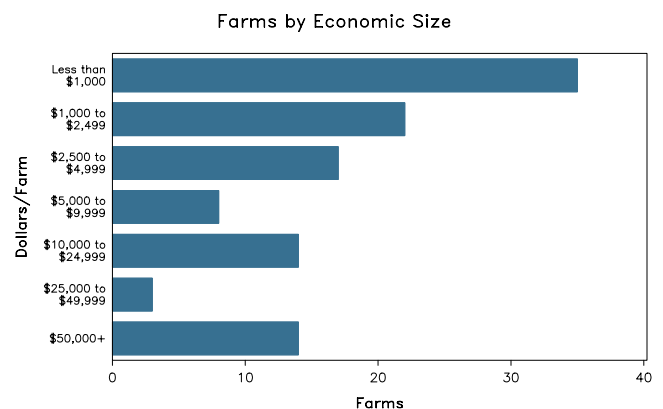
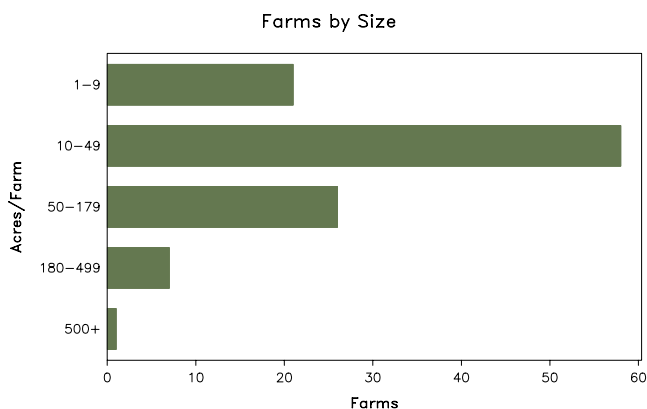
Washington County – Maryland

Farms with Women Principal Operators Compared with All Farms

	Women Principal Operators	All Farms
Number of Farms	113	844
Land in Farms	6,839 acres	114,065 acres
Average Size of Farm	61 acres	135 acres
Market Value of Products Sold	\$1,743,000	\$83,691,000
Crop Sales	\$749,000	\$20,434,000
Livestock Sales	\$994,000	\$63,257,000
Average Per Farm	\$15,424	\$99,160
Government Payments	\$51,000	\$986,000
Average Per Farm Receiving Payments	\$1,763	\$4,362

See footnotes on reverse page.

Farms with Women Principal Operators



2007 CENSUS OF AGRICULTURE

Washington County – Maryland Farms with Women Principal Operators

Selected Highlights

Item	Farms	Quantity
MARKET VALUE OF AGRICULTURAL PRODUCTS SOLD (\$1,000)		
Total value of agricultural products sold	113	1,743
Value of crops including nursery and greenhouse	43	749
Value of livestock, poultry, and their products	69	994
VALUE OF SALES BY COMMODITY GROUP (\$1,000)		
Grains, oilseeds, dry beans, and dry peas	6	(D)
Tobacco	-	-
Cotton and cottonseed	-	-
Vegetables, melons, potatoes and sweet potatoes	8	249
Fruits, tree nuts, and berries	5	(D)
Nursery, greenhouse, floriculture, and sod	7	(D)
Cut Christmas trees and short rotation woody crops	-	-
Other crops and hay	24	111
Poultry and eggs	19	(D)
Cattle and calves	21	143
Milk and other dairy products from cows	5	431
Hogs and pigs	2	(D)
Sheep, goats, and their products	30	164
Horses, ponies, mules, burros, and donkeys	10	50
Aquaculture	-	-
Other animals and other animal products	4	190
TOP CROP ITEMS (acres)		
Forage - land used for all hay and haylage, grass silage, and greenchop	52	937
Corn for grain	8	314
Corn for silage or greenchop	5	241
Wheat for grain, all	2	(D)
Vegetables harvested for sale	8	57
TOP LIVESTOCK INVENTORY ITEMS (number)		
Cattle and calves	27	736
Goats, all	14	575
Sheep and lambs	24	533
Layers	21	430
Horses and ponies	43	412

Operator Characteristics

Item	Quantity
Primary occupation:	
Farming	56
Other	57
Days worked off farm:	
None	47
Any	66
Years on present farm:	
2 years or less	4
3 to 4 years	10
5 to 9 years	40
10 years or more	59
Age group:	
Under 45 years	28
45 to 64 years	62
65 years and over	23
Average age of principal operator (years)	54.2

Economic Characteristics

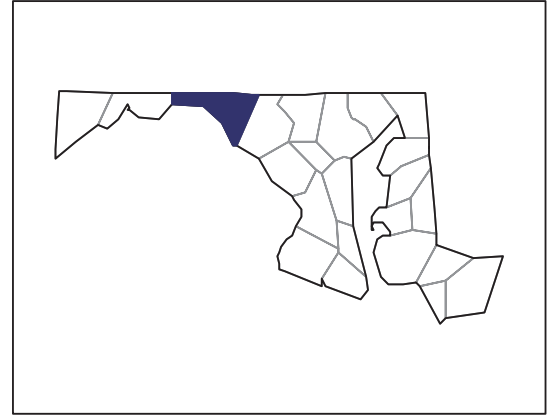
Item	Quantity
Farms by value of sales:	
Less than \$1,000	40
\$1,000 to \$2,499	19
\$2,500 to \$4,999	15
\$5,000 to \$9,999	10
\$10,000 to \$49,999	15
\$50,000 to \$99,999	8
\$100,000 to \$249,999	5
\$250,000 to \$499,999	1
\$500,000 or more	-
Total farm production expenses (\$1,000)	2,779
Average per farm (\$)	24,591
Net cash farm income of operation (\$1,000)	-483
Average per farm (\$)	-4,276
Value of agricultural products sold directly to individuals for human consumption (\$1,000)	174
Total organic product sales (\$1,000)	(D)
Total income from farm-related sources, gross before taxes and expenses (\$1,000)	502

See "Census of Agriculture, Volume 1, Geographic Area Series" for complete footnotes, explanations, definitions, and methodology.
(D) Cannot be disclosed. (Z) Less than half of the unit shown.

2007 CENSUS OF AGRICULTURE

Washington County – Maryland

Farms with Spanish, Hispanic, or Latino Operators Compared with All Farms



Data are not available at this geographic level for farms with Spanish, Hispanic, or Latino operators.



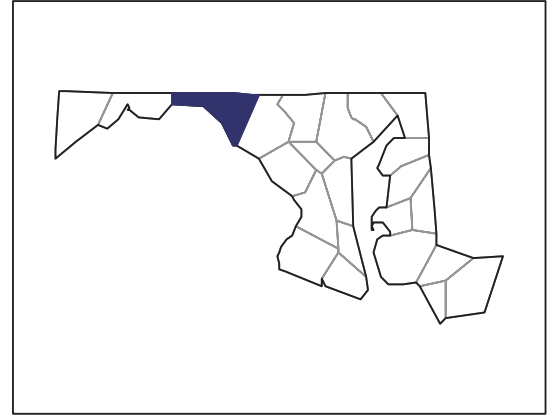
United States Department of Agriculture
National Agricultural Statistics Service

www.agcensus.usda.gov

2007 CENSUS OF AGRICULTURE

Washington County – Maryland

Farms with American Indian or Alaska Native Operators Compared with All Farms



Data are not available at this geographic level for farms with American Indian or Alaska Native operators.



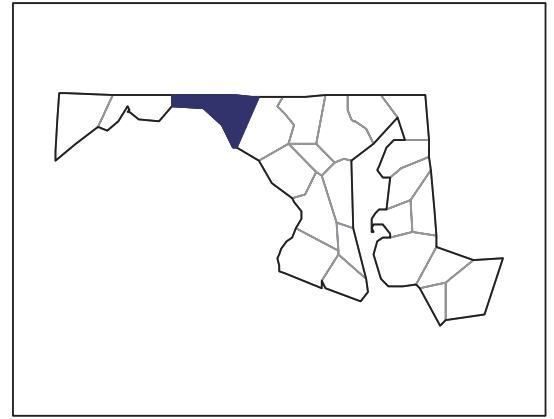
United States Department of Agriculture
National Agricultural Statistics Service

www.agcensus.usda.gov

2007 CENSUS *OF* AGRICULTURE

Washington County – Maryland

Farms with Asian Operators Compared with All Farms



Data are not available at this geographic level for farms with Asian operators.



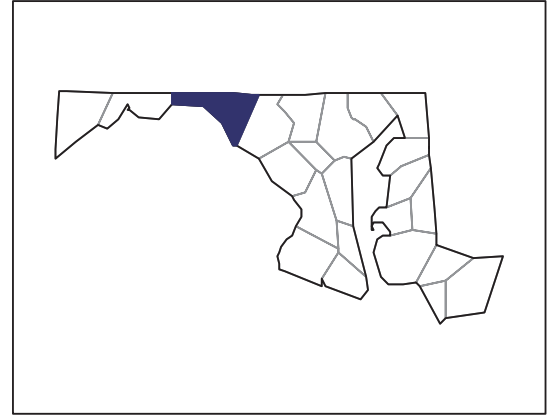
United States Department of Agriculture
National Agricultural Statistics Service

www.agcensus.usda.gov

2007 CENSUS *OF* AGRICULTURE

Washington County – Maryland

Farms with Black or African American Operators Compared with All Farms



Data are not available at this geographic level for farms with Black or African American operators.



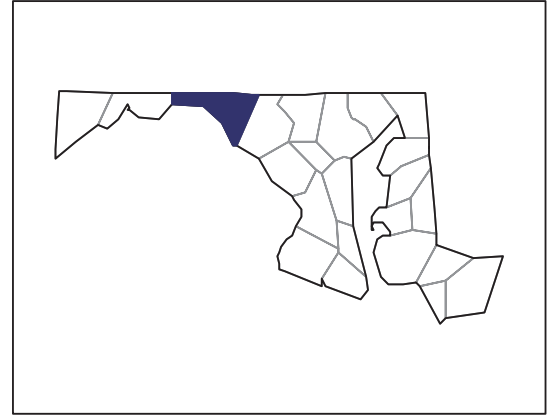
United States Department of Agriculture
National Agricultural Statistics Service

www.agcensus.usda.gov

2007 CENSUS *OF* AGRICULTURE

Washington County – Maryland

Farms with Native Hawaiian or Other Pacific Islander Operators Compared with All Farms



Data are not available at this geographic level for farms with Native Hawaiian or Other Pacific Islander operators.



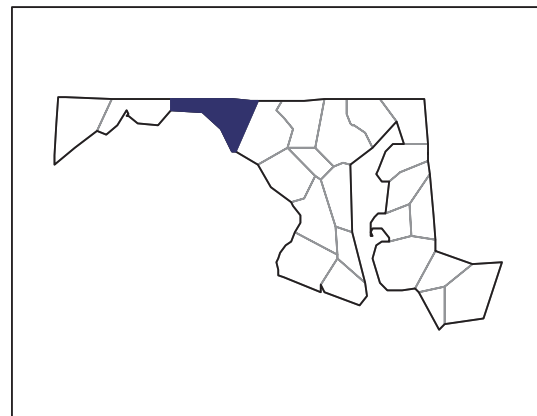
United States Department of Agriculture
National Agricultural Statistics Service

www.agcensus.usda.gov

2007 CENSUS OF AGRICULTURE

Washington County – Maryland

Farms with White Operators Compared with All Farms



Data are not available at this geographic level for farms with White operators.



United States Department of Agriculture
National Agricultural Statistics Service

www.agcensus.usda.gov

