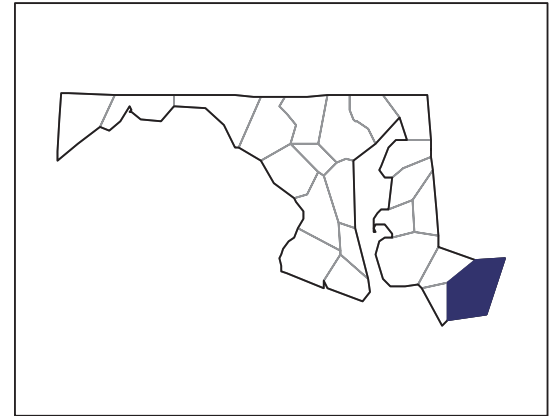


2007 CENSUS OF AGRICULTURE



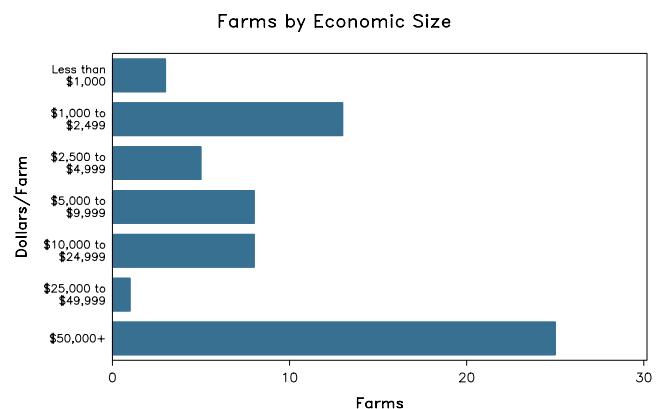
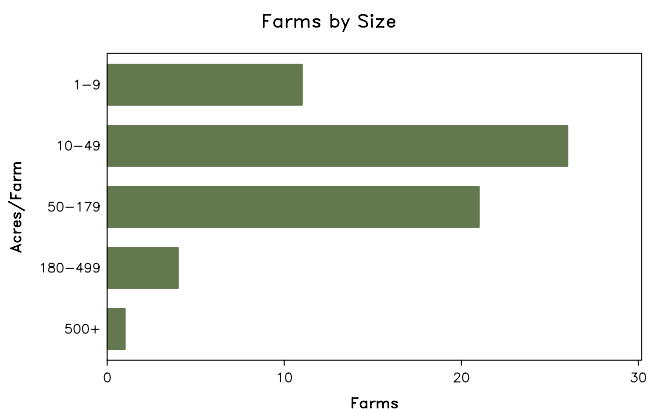
Worcester County – Maryland

Farms with Women Principal Operators Compared with All Farms

	Women Principal Operators	All Farms
Number of Farms	63	384
Land in Farms	4,610 acres	110,847 acres
Average Size of Farm	73 acres	289 acres
Market Value of Products Sold	\$17,325,000	\$185,771,000
Crop Sales	\$92,000	\$25,484,000
Livestock Sales	\$17,234,000	\$160,287,000
Average Per Farm	\$275,004	\$483,780
Government Payments	\$213,000	\$1,766,000
Average Per Farm Receiving Payments	\$6,871	\$8,490

See footnotes on reverse page.

Farms with Women Principal Operators



2007 CENSUS OF AGRICULTURE

Worcester County – Maryland Farms with Women Principal Operators

Selected Highlights

Item	Farms	Quantity
MARKET VALUE OF AGRICULTURAL PRODUCTS SOLD (\$1,000)		
Total value of agricultural products sold	63	17,325
Value of crops including nursery and greenhouse	8	92
Value of livestock, poultry, and their products	29	17,234
VALUE OF SALES BY COMMODITY GROUP (\$1,000)		
Grains, oilseeds, dry beans, and dry peas	4	(D)
Tobacco	-	-
Cotton and cottonseed	-	-
Vegetables, melons, potatoes and sweet potatoes	-	-
Fruits, tree nuts, and berries	-	-
Nursery, greenhouse, floriculture, and sod	2	(D)
Cut Christmas trees and short rotation woody crops	-	-
Other crops and hay	2	(D)
Poultry and eggs	27	16,941
Cattle and calves	2	(D)
Milk and other dairy products from cows	-	-
Hogs and pigs	2	(D)
Sheep, goats, and their products	3	2
Horses, ponies, mules, burros, and donkeys	4	280
Aquaculture	-	-
Other animals and other animal products	-	-
TOP CROP ITEMS (acres)		
Corn for grain	3	108
Soybeans for beans	1	(D)
Forage - land used for all hay and haylage, grass silage, and greenchop	2	(D)
Floriculture crops, total	2	(D)
TOP LIVESTOCK INVENTORY ITEMS (number)		
Broilers and other meat-type chickens	21	1,292,770
Layers	9	(D)
Hogs and pigs	4	(D)
Horses and ponies	12	100
Sheep and lambs	3	48

Operator Characteristics

Item	Quantity
Primary occupation:	
Farming	27
Other	36
Days worked off farm:	
None	21
Any	42
Years on present farm:	
2 years or less	-
3 to 4 years	2
5 to 9 years	6
10 years or more	55
Age group:	
Under 45 years	5
45 to 64 years	41
65 years and over	17
Average age of principal operator (years)	59.4

Economic Characteristics

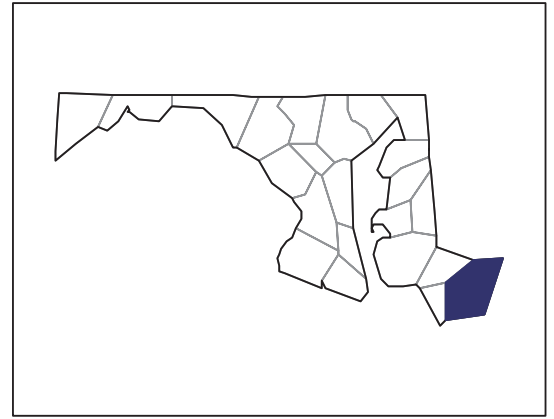
Item	Quantity
Farms by value of sales:	
Less than \$1,000	30
\$1,000 to \$2,499	3
\$2,500 to \$4,999	1
\$5,000 to \$9,999	3
\$10,000 to \$49,999	2
\$50,000 to \$99,999	5
\$100,000 to \$249,999	5
\$250,000 to \$499,999	4
\$500,000 or more	10
Total farm production expenses (\$1,000)	12,085
Average per farm (\$)	191,821
Net cash farm income of operation (\$1,000)	5,594
Average per farm (\$)	88,794
Value of agricultural products sold directly to individuals for human consumption (\$1,000)	-
Total organic product sales (\$1,000)	-
Total income from farm-related sources, gross before taxes and expenses (\$1,000)	140

See "Census of Agriculture, Volume 1, Geographic Area Series" for complete footnotes, explanations, definitions, and methodology.
(D) Cannot be disclosed. (Z) Less than half of the unit shown.

2007 CENSUS OF AGRICULTURE

Worcester County – Maryland

Farms with Spanish, Hispanic, or Latino Operators Compared with All Farms



Data are not available at this geographic level for farms with Spanish, Hispanic, or Latino operators.



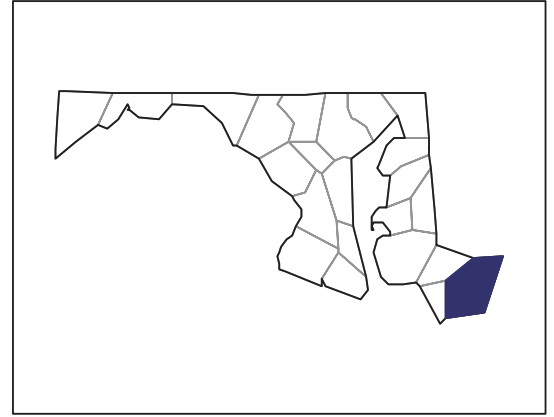
United States Department of Agriculture
National Agricultural Statistics Service

www.agcensus.usda.gov

2007 CENSUS *OF* AGRICULTURE

Worcester County – Maryland

Farms with American Indian or Alaska Native Operators Compared with All Farms



Data are not available at this geographic level for farms with American Indian or Alaska Native operators.



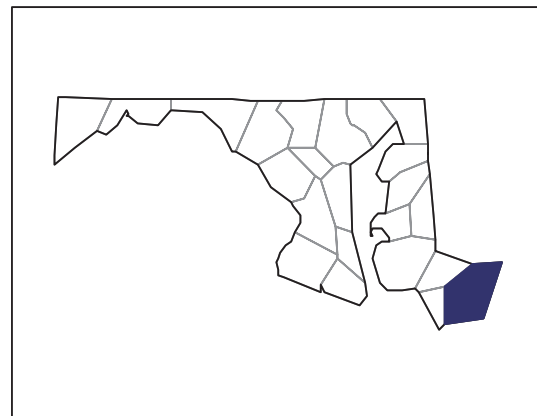
United States Department of Agriculture
National Agricultural Statistics Service

www.agcensus.usda.gov

2007 CENSUS *OF* AGRICULTURE

Worcester County – Maryland

**Farms with Asian Operators
Compared with All Farms**



Data are not available at this geographic level for farms with Asian operators.



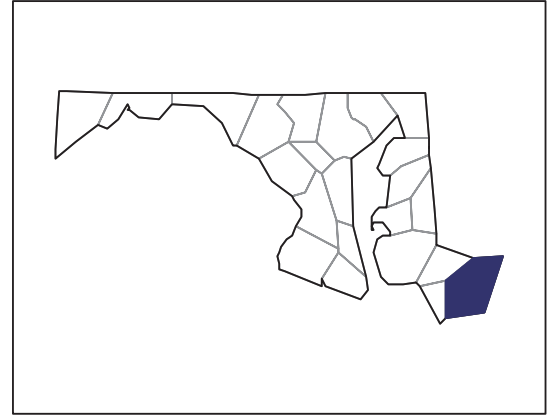
United States Department of Agriculture
National Agricultural Statistics Service

www.agcensus.usda.gov

2007 CENSUS *OF* AGRICULTURE

Worcester County – Maryland

Farms with Black or African American Operators Compared with All Farms



Data are not available at this geographic level for farms with Black or African American operators.



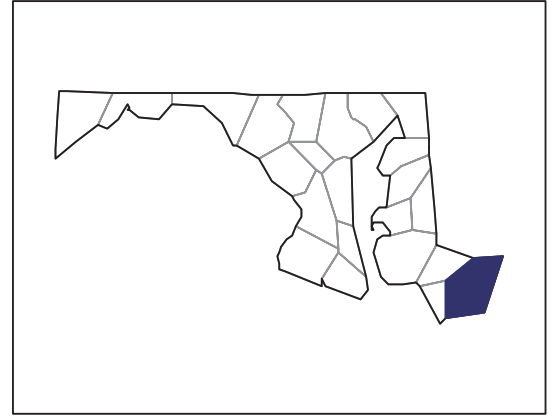
United States Department of Agriculture
National Agricultural Statistics Service

www.agcensus.usda.gov

2007 CENSUS *OF* AGRICULTURE

Worcester County – Maryland

Farms with Native Hawaiian or Other Pacific Islander Operators Compared with All Farms



Data are not available at this geographic level for farms with Native Hawaiian or Other Pacific Islander operators.



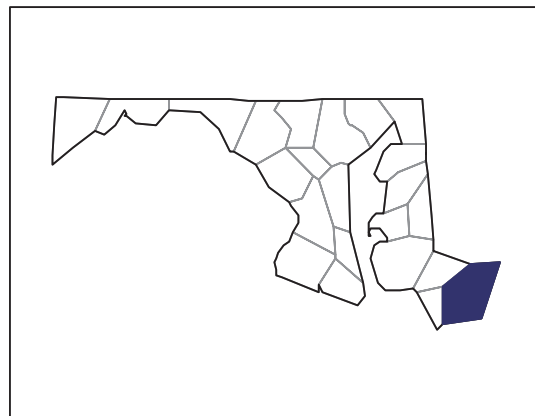
United States Department of Agriculture
National Agricultural Statistics Service

www.agcensus.usda.gov

2007 CENSUS *OF* AGRICULTURE

Worcester County – Maryland

**Farms with White Operators
Compared with All Farms**



Data are not available at this geographic level for farms with White operators.



United States Department of Agriculture
National Agricultural Statistics Service

www.agcensus.usda.gov

