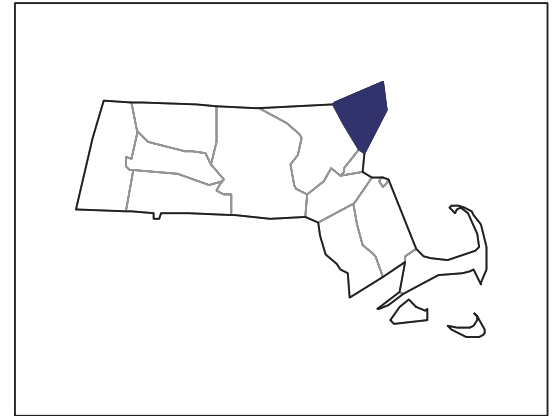


2007 CENSUS OF AGRICULTURE



Essex County – Massachusetts

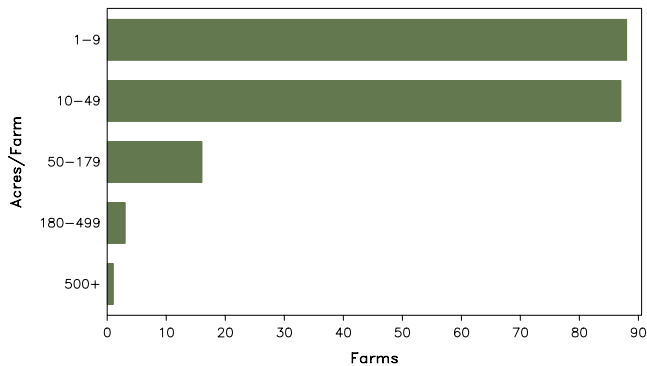
Farms with Women Principal Operators Compared with All Farms

	Women Principal Operators	All Farms
Number of Farms	195	531
Land in Farms	4,386 acres	27,834 acres
Average Size of Farm	22 acres	52 acres
Market Value of Products Sold	\$2,189,000	\$25,022,000
Crop Sales	\$1,144,000	\$18,990,000
Livestock Sales	\$1,045,000	\$6,032,000
Average Per Farm	\$11,227	\$47,122
Government Payments	\$31,000	\$276,000
Average Per Farm Receiving Payments	\$7,664	\$13,155

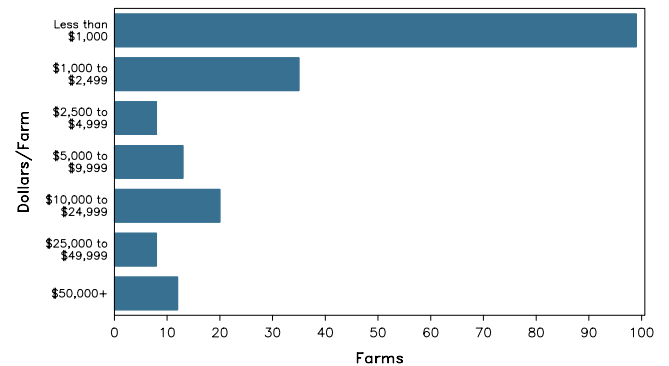
See footnotes on reverse page.

Farms with Women Principal Operators

Farms by Size



Farms by Economic Size



2007 CENSUS OF AGRICULTURE

Essex County – Massachusetts Farms with Women Principal Operators

Selected Highlights

Item	Farms	Quantity
MARKET VALUE OF AGRICULTURAL PRODUCTS SOLD (\$1,000)		
Total value of agricultural products sold	195	2,189
Value of crops including nursery and greenhouse	69	1,144
Value of livestock, poultry, and their products	63	1,045
VALUE OF SALES BY COMMODITY GROUP (\$1,000)		
Grains, oilseeds, dry beans, and dry peas	1	(D)
Tobacco	-	-
Cotton and cottonseed	-	-
Vegetables, melons, potatoes and sweet potatoes	18	(D)
Fruits, tree nuts, and berries	7	53
Nursery, greenhouse, floriculture, and sod	19	474
Cut Christmas trees and short rotation woody crops	9	(D)
Other crops and hay	32	101
Poultry and eggs	34	29
Cattle and calves	5	44
Milk and other dairy products from cows	1	(D)
Hogs and pigs	8	10
Sheep, goats, and their products	19	(D)
Horses, ponies, mules, burros, and donkeys	18	563
Aquaculture	1	(D)
Other animals and other animal products	16	(D)
TOP CROP ITEMS (acres)		
Forage - land used for all hay and haylage, grass silage, and greenchop	41	826
Vegetables harvested for sale	17	110
Cut Christmas trees	13	78
Corn for silage or greenchop	2	(D)
Sweet corn	2	(D)
TOP LIVESTOCK INVENTORY ITEMS (number)		
Horses and ponies	130	1,287
Layers	43	1,059
Ducks	12	1,045
Quail	4	(D)
Cattle and calves	19	352

Operator Characteristics

Item	Quantity
Primary occupation:	
Farming	90
Other	105
Days worked off farm:	
None	72
Any	123
Years on present farm:	
2 years or less	21
3 to 4 years	15
5 to 9 years	32
10 years or more	127
Age group:	
Under 45 years	38
45 to 64 years	124
65 years and over	33
Average age of principal operator (years)	54.2

Economic Characteristics

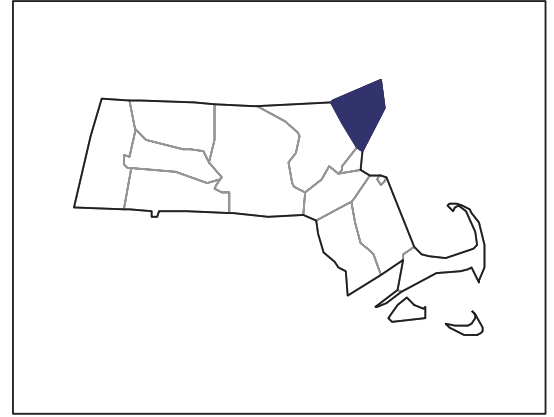
Item	Quantity
Farms by value of sales:	
Less than \$1,000	102
\$1,000 to \$2,499	32
\$2,500 to \$4,999	8
\$5,000 to \$9,999	13
\$10,000 to \$49,999	28
\$50,000 to \$99,999	7
\$100,000 to \$249,999	3
\$250,000 to \$499,999	2
\$500,000 or more	-
Total farm production expenses (\$1,000)	9,050
Average per farm (\$)	46,411
Net cash farm income of operation (\$1,000)	-3,359
Average per farm (\$)	-17,227
Value of agricultural products sold directly to individuals for human consumption (\$1,000)	257
Total organic product sales (\$1,000)	(D)
Total income from farm-related sources, gross before taxes and expenses (\$1,000)	3,471

See "Census of Agriculture, Volume 1, Geographic Area Series" for complete footnotes, explanations, definitions, and methodology.
(D) Cannot be disclosed. (Z) Less than half of the unit shown.

2007 CENSUS *OF* AGRICULTURE

Essex County – Massachusetts

Farms with Spanish, Hispanic, or Latino Operators Compared with All Farms



Data are not available at this geographic level for farms with Spanish, Hispanic, or Latino operators.



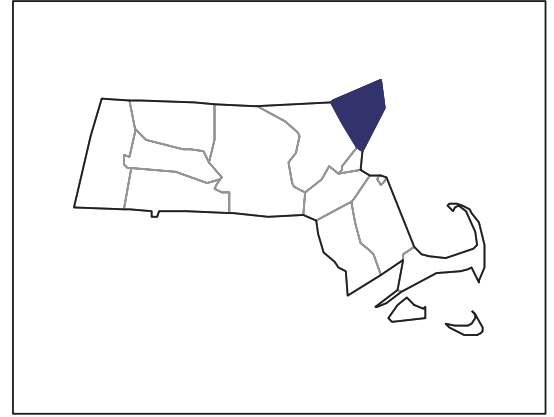
United States Department of Agriculture
National Agricultural Statistics Service

www.agcensus.usda.gov

2007 CENSUS *OF* AGRICULTURE

Essex County – Massachusetts

Farms with American Indian or Alaska Native Operators Compared with All Farms



Data are not available at this geographic level for farms with American Indian or Alaska Native operators.



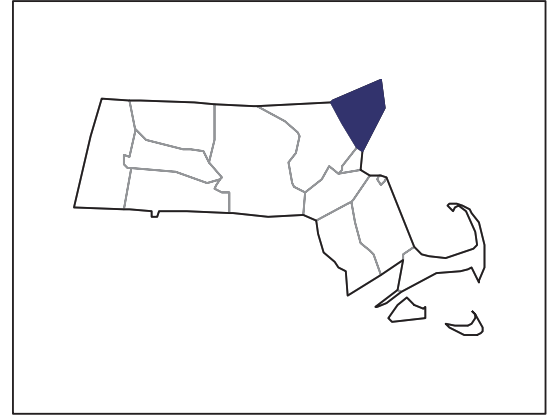
United States Department of Agriculture
National Agricultural Statistics Service

www.agcensus.usda.gov

2007 CENSUS *OF* AGRICULTURE

Essex County – Massachusetts

**Farms with Asian Operators
Compared with All Farms**



Data are not available at this geographic level for farms with Asian operators.



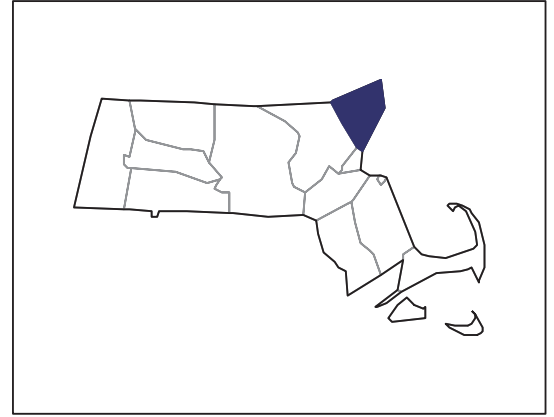
United States Department of Agriculture
National Agricultural Statistics Service

www.agcensus.usda.gov

2007 CENSUS OF AGRICULTURE

Essex County – Massachusetts

Farms with Black or African American Operators Compared with All Farms



Data are not available at this geographic level for farms with Black or African American operators.



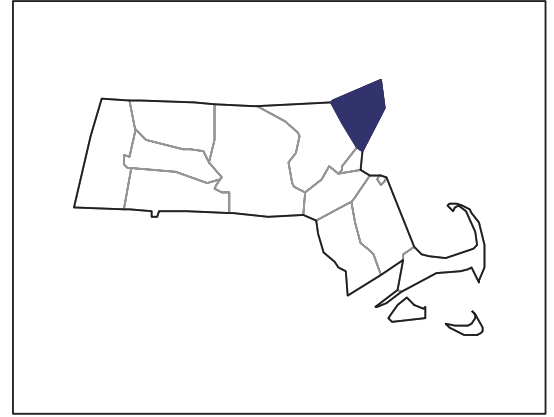
United States Department of Agriculture
National Agricultural Statistics Service

www.agcensus.usda.gov

2007 CENSUS *OF* AGRICULTURE

Essex County – Massachusetts

Farms with Native Hawaiian or Other Pacific Islander Operators Compared with All Farms



Data are not available at this geographic level for farms with Native Hawaiian or Other Pacific Islander operators.



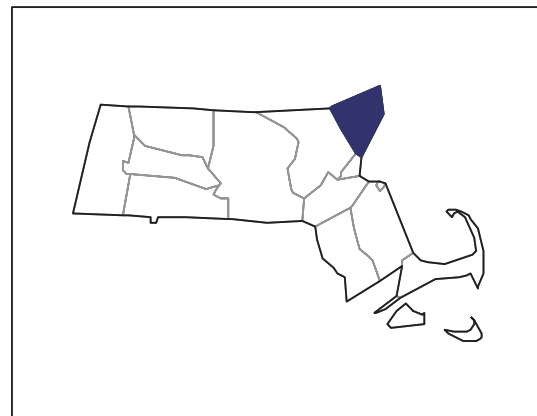
United States Department of Agriculture
National Agricultural Statistics Service

www.agcensus.usda.gov

2007 CENSUS *OF* AGRICULTURE

Essex County – Massachusetts

**Farms with White Operators
Compared with All Farms**



Data are not available at this geographic level for farms with White operators.



United States Department of Agriculture
National Agricultural Statistics Service

www.agcensus.usda.gov

