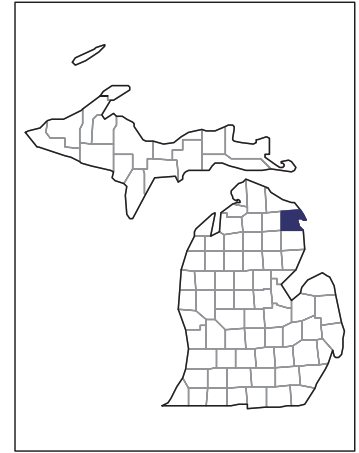


2007 CENSUS OF AGRICULTURE



Alpena County – Michigan

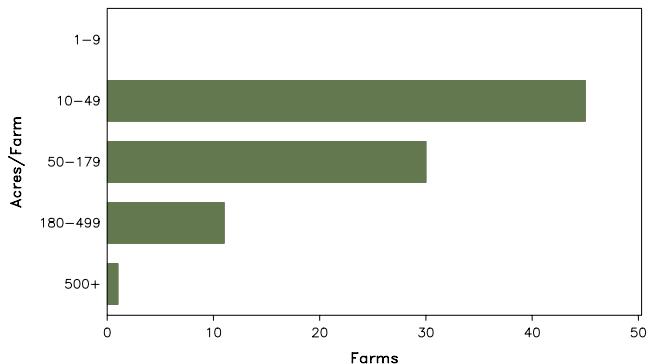
Farms with Women Principal Operators Compared with All Farms

	Women Principal Operators	All Farms
Number of Farms	87	573
Land in Farms	7,324 acres	85,947 acres
Average Size of Farm	84 acres	150 acres
Market Value of Products Sold	\$535,000	\$21,458,000
Crop Sales	\$402,000	\$6,430,000
Livestock Sales	\$133,000	\$15,028,000
Average Per Farm	\$6,153	\$37,449
Government Payments	\$14,000	\$332,000
Average Per Farm Receiving Payments	\$1,011	\$1,822

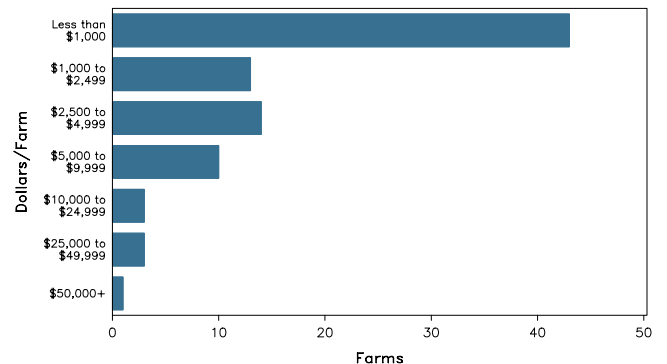
See footnotes on reverse page.

Farms with Women Principal Operators

Farms by Size



Farms by Economic Size



2007 CENSUS OF AGRICULTURE

Alpena County – Michigan Farms with Women Principal Operators

Selected Highlights

Item	Farms	Quantity
MARKET VALUE OF AGRICULTURAL PRODUCTS SOLD (\$1,000)		
Total value of agricultural products sold	87	535
Value of crops including nursery and greenhouse	32	402
Value of livestock, poultry, and their products	35	133
VALUE OF SALES BY COMMODITY GROUP (\$1,000)		
Grains, oilseeds, dry beans, and dry peas	7	288
Tobacco	-	-
Cotton and cottonseed	-	-
Vegetables, melons, potatoes and sweet potatoes	5	(D)
Fruits, tree nuts, and berries	-	-
Nursery, greenhouse, floriculture, and sod	1	(D)
Cut Christmas trees and short rotation woody crops	1	(D)
Other crops and hay	22	75
Poultry and eggs	10	(D)
Cattle and calves	15	48
Milk and other dairy products from cows	1	(D)
Hogs and pigs	5	2
Sheep, goats, and their products	5	8
Horses, ponies, mules, burros, and donkeys	12	48
Aquaculture	-	-
Other animals and other animal products	4	(D)
TOP CROP ITEMS (acres)		
Forage - land used for all hay and haylage, grass silage, and greenchop	45	1,293
Corn for grain	5	398
Dry edible beans, excluding limas	1	(D)
Wheat for grain, all	1	(D)
Soybeans for beans	2	(D)
TOP LIVESTOCK INVENTORY ITEMS (number)		
Cattle and calves	20	443
Horses and ponies	36	280
Layers	11	249
Sheep and lambs	4	122
Goats, all	10	84

Operator Characteristics

Item	Quantity
Primary occupation:	
Farming	27
Other	60
Days worked off farm:	
None	23
Any	64
Years on present farm:	
2 years or less	8
3 to 4 years	1
5 to 9 years	21
10 years or more	57
Age group:	
Under 45 years	25
45 to 64 years	42
65 years and over	20
Average age of principal operator (years)	54.2

Economic Characteristics

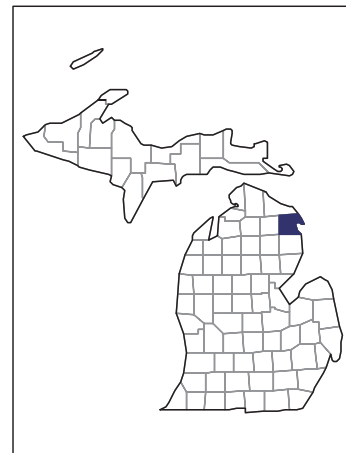
Item	Quantity
Farms by value of sales:	
Less than \$1,000	43
\$1,000 to \$2,499	13
\$2,500 to \$4,999	14
\$5,000 to \$9,999	10
\$10,000 to \$49,999	6
\$50,000 to \$99,999	-
\$100,000 to \$249,999	1
\$250,000 to \$499,999	-
\$500,000 or more	-
Total farm production expenses (\$1,000)	921
Average per farm (\$)	10,582
Net cash farm income of operation (\$1,000)	-323
Average per farm (\$)	-3,717
Value of agricultural products sold directly to individuals for human consumption (\$1,000)	18
Total organic product sales (\$1,000)	-
Total income from farm-related sources, gross before taxes and expenses (\$1,000)	48

See "Census of Agriculture, Volume 1, Geographic Area Series" for complete footnotes, explanations, definitions, and methodology.
(D) Cannot be disclosed. (Z) Less than half of the unit shown.

2007 CENSUS OF AGRICULTURE

Alpena County – Michigan

Farms with Spanish, Hispanic, or Latino Operators Compared with All Farms



Data are not available at this geographic level for farms with Spanish, Hispanic, or Latino operators.



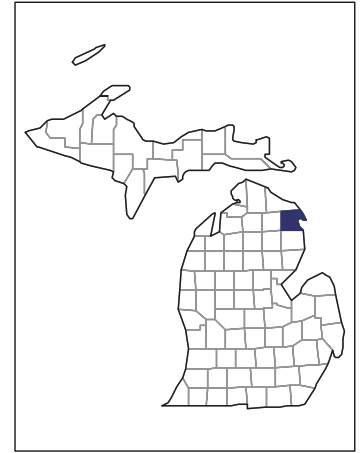
United States Department of Agriculture
National Agricultural Statistics Service

www.agcensus.usda.gov

2007 CENSUS OF AGRICULTURE

Alpena County – Michigan

Farms with American Indian or Alaska Native Operators Compared with All Farms



Data are not available at this geographic level for farms with American Indian or Alaska Native operators.



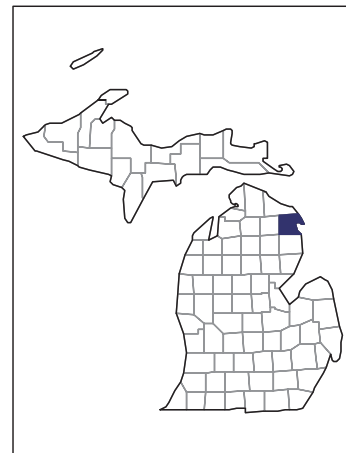
United States Department of Agriculture
National Agricultural Statistics Service

www.agcensus.usda.gov

2007 CENSUS OF AGRICULTURE

Alpena County – Michigan

**Farms with Asian Operators
Compared with All Farms**



Data are not available at this geographic level for farms with Asian operators.



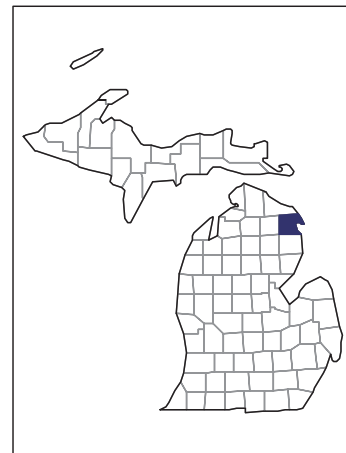
United States Department of Agriculture
National Agricultural Statistics Service

www.agcensus.usda.gov

2007 CENSUS OF AGRICULTURE

Alpena County – Michigan

Farms with Black or African American Operators Compared with All Farms



Data are not available at this geographic level for farms with Black or African American operators.



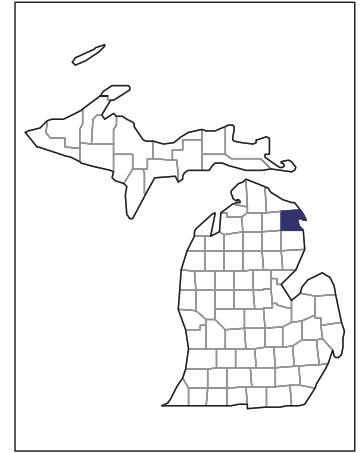
United States Department of Agriculture
National Agricultural Statistics Service

www.agcensus.usda.gov

2007 CENSUS OF AGRICULTURE

Alpena County – Michigan

Farms with Native Hawaiian or Other Pacific Islander Operators Compared with All Farms



Data are not available at this geographic level for farms with Native Hawaiian or Other Pacific Islander operators.



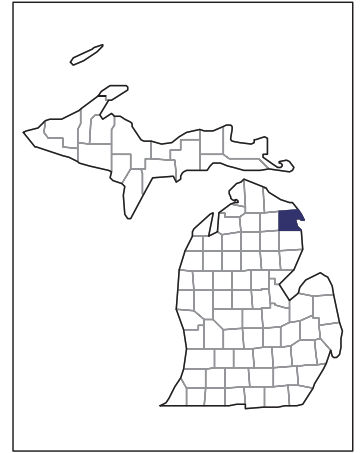
United States Department of Agriculture
National Agricultural Statistics Service

www.agcensus.usda.gov

2007 CENSUS OF AGRICULTURE

Alpena County – Michigan

Farms with White Operators Compared with All Farms



Data are not available at this geographic level for farms with White operators.



United States Department of Agriculture
National Agricultural Statistics Service

www.agcensus.usda.gov

