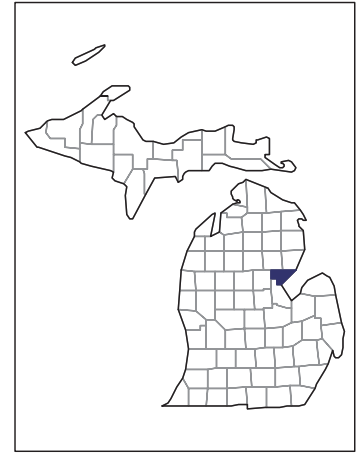


2007 CENSUS OF AGRICULTURE



Arenac County – Michigan

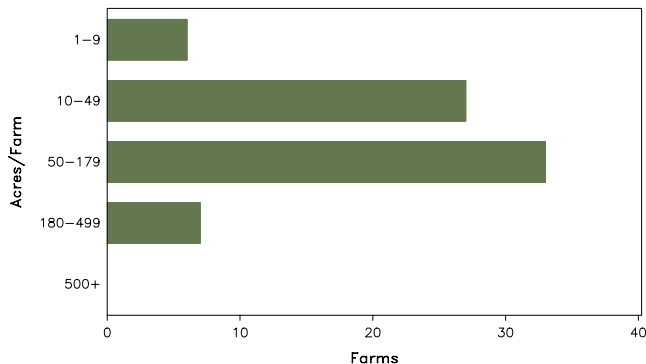
Farms with Women Principal Operators Compared with All Farms

	Women Principal Operators	All Farms
Number of Farms	73	488
Land in Farms	5,246 acres	94,604 acres
Average Size of Farm	72 acres	194 acres
Market Value of Products Sold	\$312,000	\$29,730,000
Crop Sales	\$286,000	\$17,679,000
Livestock Sales	\$26,000	\$12,051,000
Average Per Farm	\$4,276	\$60,923
Government Payments	\$211,000	\$1,657,000
Average Per Farm Receiving Payments	\$3,899	\$4,760

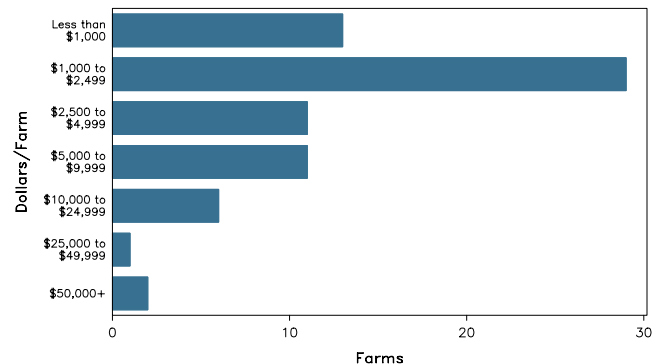
See footnotes on reverse page.

Farms with Women Principal Operators

Farms by Size



Farms by Economic Size



2007 CENSUS OF AGRICULTURE

Arenac County – Michigan Farms with Women Principal Operators

Selected Highlights

Item	Farms	Quantity
MARKET VALUE OF AGRICULTURAL PRODUCTS SOLD (\$1,000)		
Total value of agricultural products sold	73	312
Value of crops including nursery and greenhouse	21	286
Value of livestock, poultry, and their products	6	26
VALUE OF SALES BY COMMODITY GROUP (\$1,000)		
Grains, oilseeds, dry beans, and dry peas	2	(D)
Tobacco	-	-
Cotton and cottonseed	-	-
Vegetables, melons, potatoes and sweet potatoes	1	(D)
Fruits, tree nuts, and berries	-	-
Nursery, greenhouse, floriculture, and sod	2	(D)
Cut Christmas trees and short rotation woody crops	-	-
Other crops and hay	16	36
Poultry and eggs	5	4
Cattle and calves	1	(D)
Milk and other dairy products from cows	-	-
Hogs and pigs	-	-
Sheep, goats, and their products	2	(D)
Horses, ponies, mules, burros, and donkeys	-	-
Aquaculture	-	-
Other animals and other animal products	-	-
TOP CROP ITEMS (acres)		
Forage - land used for all hay and haylage, grass silage, and greenchop	20	404
Wheat for grain, all	2	(D)
Vegetables harvested for sale	1	(D)
Pumpkins	1	(D)
TOP LIVESTOCK INVENTORY ITEMS (number)		
Quail	1	(D)
Layers	4	166
Pheasants	1	(D)
Sheep and lambs	2	(D)
Horses and ponies	12	53

Operator Characteristics

Item	Quantity
Primary occupation:	
Farming	18
Other	55
Days worked off farm:	
None	39
Any	34
Years on present farm:	
2 years or less	-
3 to 4 years	13
5 to 9 years	14
10 years or more	46
Age group:	
Under 45 years	8
45 to 64 years	37
65 years and over	28
Average age of principal operator (years)	61.0

Economic Characteristics

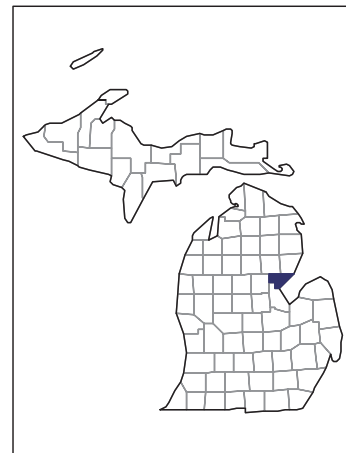
Item	Quantity
Farms by value of sales:	
Less than \$1,000	55
\$1,000 to \$2,499	11
\$2,500 to \$4,999	1
\$5,000 to \$9,999	2
\$10,000 to \$49,999	2
\$50,000 to \$99,999	-
\$100,000 to \$249,999	2
\$250,000 to \$499,999	-
\$500,000 or more	-
Total farm production expenses (\$1,000)	654
Average per farm (\$)	8,954
Net cash farm income of operation (\$1,000)	12
Average per farm (\$)	161
Value of agricultural products sold directly to individuals for human consumption (\$1,000)	(D)
Total organic product sales (\$1,000)	-
Total income from farm-related sources, gross before taxes and expenses (\$1,000)	143

See "Census of Agriculture, Volume 1, Geographic Area Series" for complete footnotes, explanations, definitions, and methodology.
(D) Cannot be disclosed. (Z) Less than half of the unit shown.

2007 CENSUS OF AGRICULTURE

Arenac County – Michigan

Farms with Spanish, Hispanic, or Latino Operators Compared with All Farms



Data are not available at this geographic level for farms with Spanish, Hispanic, or Latino operators.



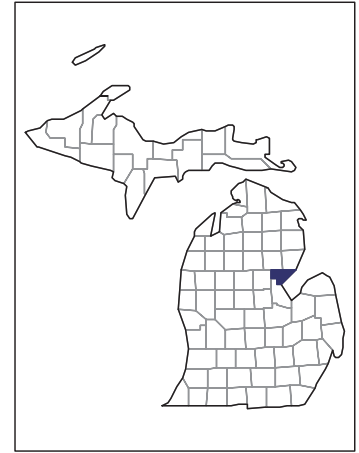
United States Department of Agriculture
National Agricultural Statistics Service

www.agcensus.usda.gov

2007 CENSUS OF AGRICULTURE

Arenac County – Michigan

Farms with American Indian or Alaska Native Operators Compared with All Farms



Data are not available at this geographic level for farms with American Indian or Alaska Native operators.



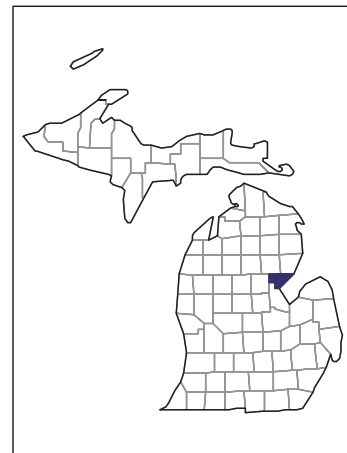
United States Department of Agriculture
National Agricultural Statistics Service

www.agcensus.usda.gov

2007 CENSUS OF AGRICULTURE

Arenac County – Michigan

Farms with Asian Operators Compared with All Farms



Data are not available at this geographic level for farms with Asian operators.



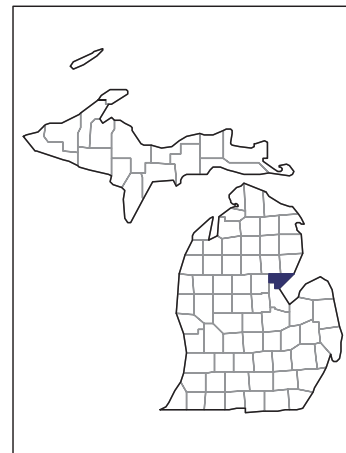
United States Department of Agriculture
National Agricultural Statistics Service

www.agcensus.usda.gov

2007 CENSUS OF AGRICULTURE

Arenac County – Michigan

Farms with Black or African American Operators Compared with All Farms



Data are not available at this geographic level for farms with Black or African American operators.



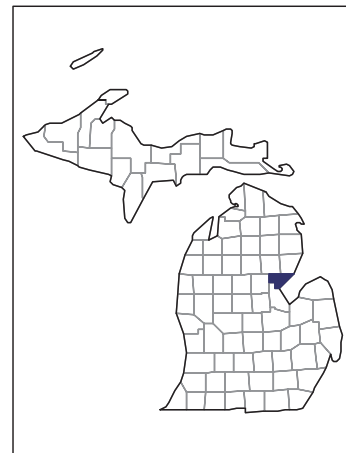
United States Department of Agriculture
National Agricultural Statistics Service

www.agcensus.usda.gov

2007 CENSUS OF AGRICULTURE

Arenac County – Michigan

Farms with Native Hawaiian or Other Pacific Islander Operators Compared with All Farms



Data are not available at this geographic level for farms with Native Hawaiian or Other Pacific Islander operators.



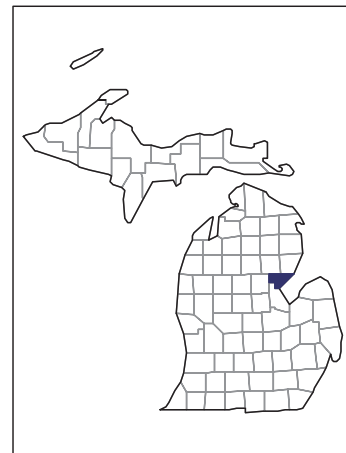
United States Department of Agriculture
National Agricultural Statistics Service

www.agcensus.usda.gov

2007 CENSUS OF AGRICULTURE

Arenac County – Michigan

Farms with White Operators Compared with All Farms



Data are not available at this geographic level for farms with White operators.



United States Department of Agriculture
National Agricultural Statistics Service

www.agcensus.usda.gov

